

Intrinsic Spin Hall Effect in Semiconductors and Simple Metals: First-Principles Calculations

Y. Yao^{1,2}, and Z. Fang^{1,2}

¹*Institute of Physics, Chinese Academy of Sciences,
Beijing 100080, China*

²*Beijing National Laboratory for Condensed Matter Physics,
Beijing 100080, China*

(Dated: November 1, 2019)

First-principles calculations are applied to study the intrinsic spin Hall effects in semiconductors and simple metals. We predict that the spin Hall conductivity is high in Si, and shows sign change in n-doped GaAs as carrier density varies. The latter may be used to distinguish the effect from the extrinsic one. Both GaAs and Si are found to be spin Hall insulators. The spin Hall conductivity in W and Au is very large and has opposite sign. The calculated results are compared with experiments.

PACS numbers: 71.15.-m, 72.25.Dc, 72.15.-v

The existence of Berry phase [1] in systems with spin-orbit coupling (SOC) can act as gauge field in the momentum space, which in turn affects the transport behavior of electrons in real space, and produces the fascinating new phenomena in solid crystals. One typical example is the anomalous Hall effect (AHE) in ferromagnetic metal, whose origin has been a subject for long-standing debates [2]. Recent theoretical [3, 4, 5, 6] and experimental [7] studies have confirmed the robustness of intrinsic AHE, and its topological nature.

A similar but practically much important phenomena, called intrinsic spin-Hall effect (ISHE), has been proposed recently [8, 9]. The ISHE is an effect that, for non-magnetic materials with SOC, a transverse pure spin transport can be induced by external electric-field in the absence of magnetic field (even at room temperature). It is distinguished from the extrinsic spin-Hall effect (ESHE), which is due to the impurity scattering [10]. The obvious advantages of ISHE have stimulated extensive studies recently in this field, both theoretically [11, 12, 13, 14, 15, 16, 17, 18, 19, 20, 21, 22, 23, 24] and experimentally [26, 27]. Up to now, most of the theoretical studies were done based on certain model Hamiltonians, like Luttinger, Rashba, or Dresselhauss Hamiltonians. These studies provide pictures for the understanding of deep physics, but on the other hand, neglect the band details, which could be very important (as will be addressed in the present paper) due to the topological nature of ISHE. Two experimental evidences have been provided for the existence of spin Hall effect (SHE). However, the situations are under debate whether the observed SHE is intrinsic or extrinsic. In order to have close comparison between theories and experiments, parameter-free considerations including all band details are highly desirable, and will be the main purpose of this paper.

In this letter, we will consider realistic materials by using first-principles calculations, to study the ISHE in var-

ious systems, including semiconductors (Si and GaAs), and simple metals (W and Au). The main difficulty of such studies comes from the accurate evaluation of Berry curvature. We recently develop a technique to evaluate such properties accurately, and have applied it to calculate the AHE in Fe and SrRuO₃ [4, 5]. Here we will concentrate on the ISHE. We predict that (1) ISHE is strong in Si, especially for the case with electron (n-type) doping; (2) ISHE shows rich sign changes, which may be used to distinguish ISHE from ESHE; (3) ISHE is non-vanishing even for undoped Si and GaAs, suggesting a generalization of the concept for “spin-Hall insulator” [23]; (4) ISHE in W and Au are very strong and has opposite sign.

The first-principles calculations have been done based on standard density functional theory using accurate FLAPW (full potential linearized augmented plane wave) method, in which the relativistic SOC has been treated fully self-consistently. The exchange-correlation potential was treated by the generalized gradient approximation (GGA), whose validity for the systems we consider here has been shown by many other studies. The underestimated band gap in GGA for semiconductors does not produce problems for our purpose here, because our calculations are for the d.c. limit ($\omega=0$). Accurate \mathbf{k} -points integration has been done by tetrahedron method or adaptive mesh refinement [5]. The convergence of calculated results with respect to the number of \mathbf{k} -points has been carefully checked. In general, the number of \mathbf{k} -point required to achieve accuracy of 5% is around 1,000,000 in the Brillouin Zones (BZ). For all the calculations presented here, experimental lattice parameters are used.

Suppose the external electric field is applied along the y direction, then the linear response of the spin (σ_z) current along the x direction can be obtained from the Kubo formula by evaluating the spin Hall conductivity tensor,

$$\sigma_{xy}(\omega) = \frac{e}{\hbar} \int_{V_G} \frac{d^3k}{(2\pi)^3} \Omega(\mathbf{k}) \quad (1)$$

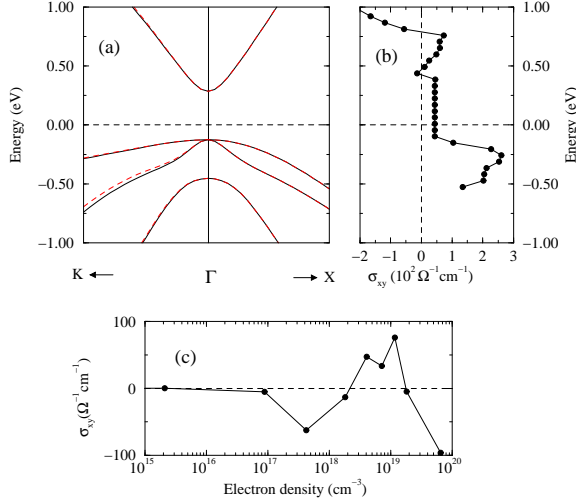


FIG. 1: The calculated (a) band structure; (b) spin-Hall conductivity σ_{xy} as function of Fermi level position for bulk GaAs. We define the converged Fermi level without doping as energy zero point, and evaluate σ_{xy} by rigidly shift the Fermi level position. The panel (c) gives the σ_{xy} of n-GaAs as functions of carrier (electron) density after subtracting the part that does not contribute to the spin accumulation (see the text part for explanation).

$$\begin{aligned}\Omega(\mathbf{k}) &= \sum_n f_{nk} \Omega_n(\mathbf{k}) \\ &= \sum_n f_{nk} \sum_{n' \neq n} -\frac{2\text{Im} \langle nk | j_x | n'k \rangle \langle n'k | v_y | nk \rangle}{(E_{n'} - E_n)^2 - (\hbar\omega + i\delta)^2} (2)\end{aligned}$$

where $|nk\rangle$ is the eigen wave function of Bloch state with eigen value E_n and Fermi occupation number f_{nk} . v_y is the velocity operator, j_x is the spin current operator, which is defined as $\frac{\hbar}{4}(\sigma_z v_x + v_x \sigma_z)$. Ω_n is the Berry phase connection of the Bloch state, and is responsible for the anomalous transverse transport we studied. The important point here is that all band details and SOC are self-consistently taken into account (no adjustable parameters), no approximation beyond linear response theory has been used. It is also straight forward to take into account the impurity scattering effect by allowing finite life time broadening δ . Nevertheless, in our calculations, we concentrate on the d.c. ($\omega = 0$) and clean ($\delta = 0$) limit. For the definition of sign, positive σ_{xy} means, spin-up ($s_z=1/2$) component will flow to the positive x direction. For the convenience of comparison, in our following discussions, we convert spin conductivity into the unit of charge conductivity by multiplying a factor $\frac{2e}{\hbar}$ to the calculated values (e is positive).

Semiconductors: Fig.1 and Fig.2 show the calculated band structures and σ_{xy} as functions of Fermi level (E_F) position for GaAs and Si respectively. First let's concentrate on the hole doping region. For p-GaAs, the calculated σ_{xy} is large, it reaches about $300 \Omega^{-1} \text{cm}^{-1}$, which is about the same order of magnitude as that estimated

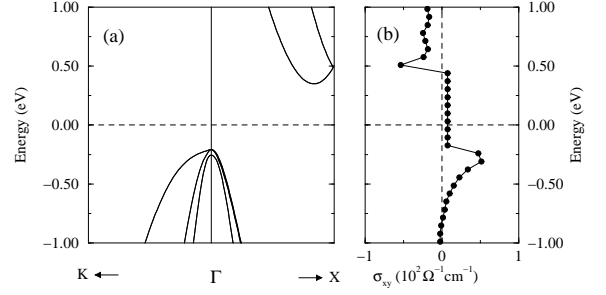


FIG. 2: The same notation as shown in Fig.1, but for bulk Si.

from Luttinger model [8]. For Si, it is generally expected that the σ_{xy} is small due to the small SOC. However, our results suggest that the σ_{xy} for p-Si can reach as high as $50 \Omega^{-1} \text{cm}^{-1}$. Furthermore, our results suggest more than that expected from model analysis: the σ_{xy} is very sensitive to the Fermi level position and even change sign with changing of doping level. For p-Si, the σ_{xy} reaches maximum when the Fermi level touches the top of split-off band, then it goes down with further hole doping, and finally change sign to be a small negative value. This behavior, at one side, is the natural results of the topological origin of ISHE, just as the case of AHE [4, 5], and at other side, suggests the complication of ISHE in realistic materials. By carefully calculate the Berry curvature distribution $\Omega(\mathbf{k})$ for Si (not shown here), we found that the contributions from the light hole and split-off bands are mostly negative, which will compensate the positive contributions from the heavy hole band, and finally reduce the σ_{xy} to be negative.

Now let's look at the electron doping case (Fig.1 and 2). For n-GaAs, the conduction band bottom has mostly s orbital character. Due to the s - p hybridization, some p characters exist in this band. This will contribute to a small spin Hall conductivity for n-GaAs. However, we found that the ISHE change sign with increasing doping (electron) density. Such behavior is related to a small splitting of the conduction band due to the lack of inversion symmetry in GaAs. In the original theoretical studies [8], the absence of inversion symmetry for GaAs was neglected. However, here we demonstrate that such small splitting may produce pronounced effect for the ISHE, again suggesting the importance of Berry phase and magnetic monopoles in the momentum space [4, 8]. For the electron doping in Si, the situation is different, because the conduction-band-bottom is neither around Γ point nor s orbital like. The obtained σ_{xy} in this case is quite large (even larger than the hole-doped Si), and has *negative* sign. The Berry phase contributions to ISHE, in this case, are mostly related to the conduction bands around X point of the BZ. Considering the factor that the spin relaxation time in electron-doped case is typically much longer than that in hole-doped case [25], our

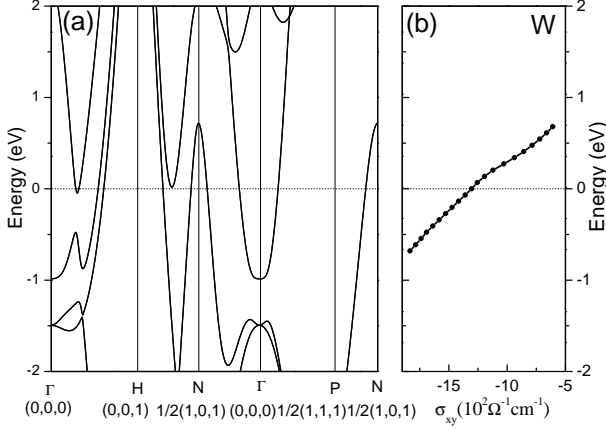


FIG. 3: The same notation as shown in Fig.1, but for W.

results strongly suggest the possibility to realize ISHE in Si, which is the most important semiconductor material.

For the insulating Si and GaAs (E_F located in the gap), however, the calculated σ_{xy} is non-vanishing (about 7 and 43 $\Omega^{-1}\text{cm}^{-1}$ for Si and GaAs respectively). First we have to emphasize that this is not due to numerical errors, which is four orders of magnitude smaller. Our results can be regarded as a generalization of the concept of “Spin Hall Insulator” [23]. Murakami *et.al.* studied the spin Hall effect in narrow-gap and zero-gap semiconductors like PbTe and HgTe, which have “special” band structures (such as the inverted light hole and heavy hole bands in HgTe), and demonstrate the existence of spin Hall insulator. However, the results here suggest that such “special” band structure is not the necessary condition. In real materials, there always exist finite hybridizations, which will produce non-vanishing ISHE in insulators. Note that ISHE is not quantized [8], in qualitative difference with the AHE. Nevertheless, we should emphasize that the existence of such ISHE in insulator will not produce any spin accumulation due to the lack of broken time reversal symmetry [23].

To make comparison with experimental results on n-doped GaAs [27], we show in Fig.1(c) the calculated σ_{xy} as functions of electron density, with the subtraction of the part that does not contribute to the spin accumulation (the value within the gap). Now it is very clear that the σ_{xy} is negative for small doping, but change sign to be positive for large doping. For the experimental doping density ($3 \times 10^{16}\text{cm}^{-3}$), the sign of calculated σ_{xy} (for ISHE) is the same as that obtained in experiment, but the absolute value is two order of magnitude larger than experimental value ($0.005\Omega^{-1}\text{cm}^{-1}$). However, a compatible number can be obtained by introducing a finite lifetime broadening δ in Eq.(2).

Simple Metal: The ISHE in simple metal has not been studied yet, although it is not surprising to expect that ISHE should exist in such systems, due to the same mech-

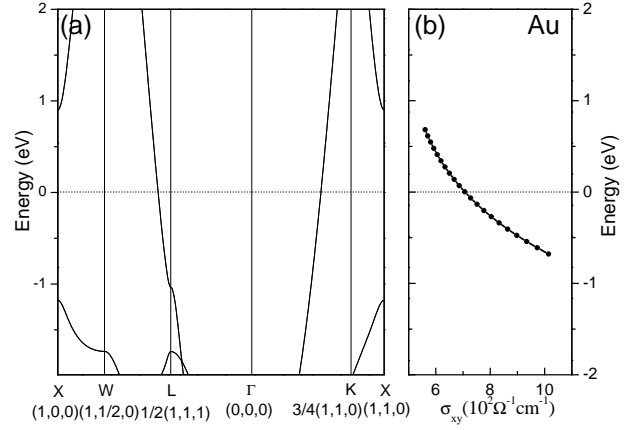


FIG. 4: The same notation as shown in Fig.1, but for Au.

anism. We chose elemental W and Au as examples because of the relatively larger SOC. For W the charge conductivity mostly comes from 5d state, while for Au it is mostly from 6s state. The calculated band structures and σ_{xy} are shown in Fig.3 and Fig.4 for W and Au respectively. It is clear that the ISHE is very strong in simple metal. The σ_{xy} can reach as high as $-1305\Omega^{-1}\text{cm}^{-1}$ for W, and $706\Omega^{-1}\text{cm}^{-1}$ for Au. We also notice that the σ_{xy} is negative in W, but positive in Au, again suggesting that the ISHE in realistic materials is sensitive to detailed band-structures. This also suggest that both W and Au can be regarded as nice candidates for future experimental examination of ISHE. Especially for Au, where the conduction electrons have mostly s characters, relatively long spin relaxation can be expected [25]

Sign Issue and Discussions: As presented in our above results, the ISHE shows very rich sign changes, which can be summarized as follows: (1) for Si, the sign of ISHE is the same as ordinary Hall effect, i.e., positive for hole doping and negative for electron doping; (2) for W and Au, however, the sign of ISHE is opposite with their carrier type: W (Au) has hole (electron) type conductivity but negative (positive) ISHE; (3) for n-doped GaAs, the sign of ISHE changes with increasing doping. Such rich sign changes are more than what we can expected from extrinsic scattering mechanism [10]. Two mechanisms, namely skew scattering and side-jump, were mainly discussed in literatures [2, 29]. For a simple discussion, let us consider the skew scattering mechanism [2, 29], which dominates over side-jump contribution for the weak disorder limit. In this case, the sign of ESHE depends on the sign of scattering potential [29], therefore may be distinguished from intrinsic contributions. It is natural to expect that the sign of extrinsic scattering does not change with changing impurity density. However, we predict that the sign change can happen for ISHE, even with the same type of doping (in n-GaAs). We can also use simple metal W and Au for such purpose, because op-

posit signs of ISHE (which has nothing to do with scattering potential) are predicted. Nevertheless, the sign issue should be regarded as a very important aspect of SHE, and can be used in future experiments.

In summary, we have performed detailed studies on the ISHE for various realistic materials based on accurate parameter-free first-principles calculations, and found several new aspects of ISHE beyond the predictions based on model analysis. Our main results are: (1) ISHE is large not only in GaAs but also in Si, which is the base material of our present semiconductor technology; (2) very strong ISHE in simple metal W and Au has been predicted; (3) ISHE is very sensitive to the detailed electronic structures, and show rich sign changes, which should be regarded as a very important aspect of ISHE and can be used in future experiments; (4) the concept of spin Hall insulator can be generalized to most of the insulators with SOC.

The authors acknowledge the valuable discussion with Profs. Q. Niu, S. C. Zhang, F. C. Zhang, S. Q. Shen, N. Nagaosa, and W. M. Liu. The authors also acknowledge the support from NSF of China (No. 90303022, 10334090, 10425418, and 10404035).

-
- [1] M. V. Berry, Proc. R. Soc. London Ser. A **392**, 45 (1984).
 - [2] R. Karplus, J. M. Luttinger, Phys. Rev. **95**, 1154 (1954); J. Smit, Physica **24**, 39 (1958); L. Berger, Phys. Rev. **B2**, 4559 (1970).
 - [3] T. Jungwirth, Q. Niu, A. H. MacDonald, Phys. Rev. Lett., **88**, 207208 (2002).
 - [4] Z. Fang, N. Nagaosa, K. S. Takahashi, and *et. al.*, SCIENCE, **302**, 92 (2003).
 - [5] Y. Yao, L. Kleinman, A. H. MacDonald, and *et. al.*, Phys. Rev. Lett. **92**, 037204 (2004).
 - [6] F. D. M. Haldane, Phys. Rev. Lett. **93**, 206602 (2004).
 - [7] W. Lee, S. Watauchi, R. J. Cava, and N. P. Ong, SCIENCE **303**, 1647 (2004).
 - [8] S. Murakami, N. Nagaosa, and S. C. Zhang, SCIENCE **301**, 1348 (2003). *ibid*, Phys. Rev. **B 69**, 235206 (2004); S. Murakami, Phys. Rev. **B 69**, 241202 (2004).
 - [9] J. Sinova, D. Culcer, Q. Niu, and *et. al.*, Phys. Rev. Lett. **92**, 126603 (2004).
 - [10] J. E. Hirsch, Phys. Rev. Lett. **83**, 1834 (1999).
 - [11] E. I. Rashba, Phys. Rev. **B 68**, 241315 (2003).
 - [12] J. Schliemann, D. Loss, Phys. Rev. **B 69**, 165315 (2004).
 - [13] S. Q. Shen, M. Ma, X. C. Xie, and *et. al.*, Phys. Rev. Lett., **92**, 256603 (2004); S. Q. Shen, Phys. Rev. **B 70**, 081311 (2004); L. B. Hu, J. Gao, S. Q. Shen, Phys. Rev. **B 68**, 153303 (2004).
 - [14] D. Culcer, J. Sinova, N. A. Sinitsyn, and *et. al.*, Phys. Rev. Lett., **93**, 046602 (2004).
 - [15] N. A. Sinitsyn, E. M. Hankiewicz, W. Teizer W, and *et. al.*, Phys. Rev. **B 70**, 081312 (2004).
 - [16] J.I. Inoue, G. E. W. Bauer, L. W. Molenkamp, cond-mat/0402442.
 - [17] O. V. Dimitrova, cond-mat/0405339.
 - [18] S. Zhang, Z. Yang, cond-mat/0407704.
 - [19] L. Sheng, D. N. Sheng, C. S. Ting, cond-mat/0409038.
 - [20] R.V. Shchelushkin, Arne Brataas, cond-mat/0409130.
 - [21] A.G. Malshukov, K.A. Chao, cond-mat/0410607.
 - [22] A. Shekhter, M. Khodas, A. M. Finkelstein, cond-mat/0411239.
 - [23] S. Murakami, N. Nagaosa, S. C. Zhang, Phys. Rev. Lett., **93**, 156804 (2004).
 - [24] G. Y. Guo, and *et.al.*, (to be published).
 - [25] I. Zutic, J. Fabian, and S. D. Sarma, Rev. Mod. Phys., **76**, 323 (2004).
 - [26] J. Wunderlich, B. Kaestner, J. Sinova, T. Jungwirth, cond-mat/0410295.
 - [27] Y.K. Kato, R.C. Myers, A.C. Gossard, D.D. Awschalom, SCIENCE online, [DOI: 10.1126/science.1105514], (2004).
 - [28] M. Onoda, N. Nagaosa, Phys. Rev. Lett., **90**, 206601 (2003); M. Onoda, N. Nagaosa, J. Phys. Soc. Jpn., **71**, 19 (2002).
 - [29] R. C. Fivaz, Phys. Rev. **183**, 586 (1969); A. Crépieux, P. Bruno, Phys. Rev. **B 64**, 014416 (2001).