

# Spin resolved Hall effect driven by spin-orbit coupling

Jian Li<sup>1</sup>, Liangbin Hu<sup>2</sup>, and Shun-Qing Shen<sup>1</sup>

<sup>1</sup>*Department of Physics, The University of Hong Kong, Pokfulam Road, Hong Kong, China*

<sup>2</sup>*Department of Physics, South China Normal University, Guangzhou 510631, China*

(Dated: January 18, 2005)

Spin and electric Hall currents are calculated numerically in a two-dimensional mesoscopic system with Rashba and Dresselhaus spin-orbit coupling by means of the Landauer-Büttiker formalism. It is found that both electric and spin Hall currents circulate when two spin-orbit couplings coexist, while the electric Hall conductance vanishes if either one is absent. The electric and spin Hall conductances are suppressed in strong disorder, but survive in weak disorder. Physically it can be understood that the spinomotive transverse "force" generated by spin-orbit coupling is responsible for the formation of the spin Hall current and the lack of transverse reflection symmetry is the origin of the electric Hall current.

PACS numbers: 72.25.-b, 75.47.-m

When a metallic sample is subjected to a perpendicular external magnetic field, the Lorentz force acting on the charge carriers gives rise to a transverse voltage between two edges of the sample, this is well known as the ordinary Hall effect. Actually the Hall effect family has numbers of important members. The anomalous Hall effect may occur even in the absence of any external magnetic field in a ferromagnetic metal with spin-orbit coupling.<sup>1,2,3,4,5,6,7,8</sup> And in the past few years it has been recognized that spin-orbit coupling may provide an efficient way to manipulate a spin resolved current in semiconductors.<sup>9,10,11,12,13,14,15</sup> In a two dimensional electron gas (2DEG) lacking bulk and structure inversion symmetries, the effective Hamiltonian is given by

$$H = \frac{p^2}{2m^*} + \lambda(p_x\sigma^y - p_y\sigma^x) + \beta(p_x\sigma^x - p_y\sigma^y) \quad (1)$$

where the second term is the Rashba spin-orbit coupling and the third one is the Dresselhaus spin-orbit coupling.  $\sigma^\mu$  ( $\mu = x, y, z$ ) are the Pauli matrices and the coupling parameters  $\lambda$  and  $\beta$  have the dimension of velocity. Using the Heisenberg equation of motion the second derivative of the position operator  $\mathbf{r}$  gives that

$$m^* \frac{\partial^2 \mathbf{r}}{\partial t^2} = + \frac{2m^*(\lambda^2 - \beta^2)\sigma^z}{\hbar} \mathbf{p} \times \hat{z}. \quad (2)$$

Compared with the Lorentz force brought by the magnetic field upon a charged particle, the spin-orbit coupling produces a spinomotive transverse "force" on a moving electron. This spin asymmetric scattering may generate a transverse spin current when charge carriers are driven by an external electric field.

In this paper we calculate the spin and electric Hall conductances in a 2DEG mesoscopic system with Rashba and Dresselhaus spin-orbit coupling by using the Landauer-Büttiker formula and the Green's function technique. It is found that both electric and spin Hall currents circulate while these two types of spin-orbit coupling coexist, but the electric Hall current disappears

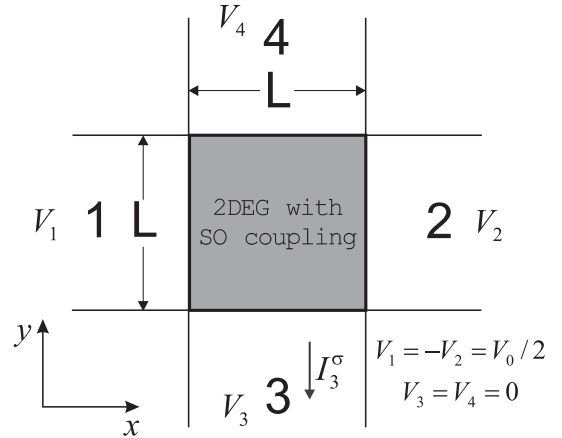


FIG. 1: Cross-shape device with four semi-infinite metallic leads. The spin-orbit coupling is supposed to exist in the shadowed area only, and the effect of the semi-infinite leads is treated exactly through self-energy terms.

when either one is absent. The spin and electric Hall conductances are suppressed in the case of strong disorder, but survive in the case of weak disorder. The numerical results are in good agreement with the symmetry analysis of such a system.

We consider a cross-shape device with four semi-infinite metallic leads as shown in Fig.1. The scattering region (shadowed part in Fig.1) is described by the effective Hamiltonian in Eq.(1), and when it is treated as an  $L \times L$  lattice with the tight-binding approximation, the model Hamiltonian reads,

$$H = -t \sum_{ij, \sigma=\uparrow, \downarrow} c_{i, \sigma}^\dagger c_{j, \sigma} + t_{so}^R \sum_i (J_{i, x}^y - J_{i, y}^x) + t_{so}^D \sum_i (J_{i, x}^x - J_{i, y}^y) \quad (3)$$

where  $t_{so}^R$  and  $t_{so}^D$  are the dimensionless parameters for Rashba and Dresselhaus coupling strength in the unit of

$t$ , respectively, and the local spin current operator  $J_{i,\alpha}^\mu$  is defined as<sup>16</sup>

$$J_{i,\alpha}^\mu = -it \sum_{\sigma,\sigma'} \left( c_{i,\sigma}^\dagger \sigma_{\sigma\sigma'}^\mu c_{i+\alpha,\sigma'} - h.c. \right). \quad (4)$$

where  $\alpha$  stands for the unit vector along axes of the lattice and  $\mu$  stands for the direction of spin polarization.<sup>17</sup>

The calculation of the electric and spin currents is based on the Landauer-Büttiker formalism.<sup>18,19</sup> Assume  $T_{q,p}^{\nu,\mu}$  to be the spin-resolved transmission probability of electrons transmitted from spin channel  $\mu$  of lead  $p$  to spin channel  $\nu$  of lead  $q$ , and  $V_p$  to be the electric voltage in lead  $p$ , then respectively the outgoing electric current and spin current polarized along  $\hat{r}$  direction (denoted by  $\mu$ ) in lead  $p$  are

$$I_p^c = \frac{e^2}{h} \sum_{q,\mu,\nu} (T_{p,q}^{\mu,\nu} V_q - T_{q,p}^{\nu,\mu} V_p), \quad (5)$$

$$I_p^\mu = -\frac{e}{4\pi} \sum_{q,\nu} [(T_{p,q}^{\mu,\nu} - T_{q,p}^{-\mu,\nu}) V_q - (T_{q,p}^{\nu,\mu} - T_{p,q}^{\nu,-\mu}) V_p] \quad (6)$$

The transmission probability coefficients can be calculated by using the Green's function technique,  $T_{q,p}^{\nu,\mu} = \text{Tr}[\Gamma_q^\nu G^R \Gamma_p^\mu G^A]$ . And the retarded and advanced Green functions are given by

$$G^{R,A}(E) = \frac{1}{E - H_c - \sum_{p=1}^4 \Pi_p^{R,A}} \quad (7)$$

where  $E$  is the electron Fermi energy and  $H_c$  is the model Hamiltonian in the shadowed region in Fig.1. The retarded and advanced self energy terms introduced by the semi-infinite lead  $p$ ,  $(\Pi_p^R)_{p_i\sigma,p_j\sigma'} = -t \sum_m \chi_m(p_i) e^{ik_m a} \chi_m(p_j) \delta_{\sigma\sigma'}$  and  $\Pi_p^A = (\Pi_p^R)^\dagger$  where  $\chi_m(p_i)$  is the transverse mode wave function at site  $p_i$  in lead  $p$  connected to the scattering region. It should be noted that in Eq.(6), actually  $\mu$  may stand for an arbitrary direction of spin polarization, and this is done by incorporating a transformation in the definition of  $\Gamma_p$ , that is,  $\Gamma_p^\mu(p_i, \sigma, p_j, \sigma') = 2t R_{\mu\sigma} R_{\sigma'\mu}^{-1} \sum_m \chi_m(p_i) \sin(k_m a) \chi_m(p_j)$  and  $R$  is the rotation matrix to transform the eigenstates of  $\sigma_z$  to those of  $\hat{r} \cdot \boldsymbol{\sigma}$  ( $\hat{r}$  is a unit vector).<sup>20</sup> The Landauer-Büttiker formalism has been applied extensively to study the spin transport in mesoscopic systems numerically.<sup>21,22,23,24</sup>

In this paper we consider an initial electric current driven through leads 1 and 2,  $I_1^c = -I_2^c$ , by setting the bias voltage  $V_1 = -V_2 = V_0/2$  and  $V_3 = V_4 = 0$ . The currents in leads 3 and 4 are perpendicular to the current through leads 1 and 2. Thus the electric and spin Hall conductances are respectively defined as

$$G_{cH} = I_3^c / (V_1 - V_2); \quad (8)$$

$$G_{sH}^\mu = I_3^\mu / (V_1 - V_2). \quad (9)$$

where the spin current has three components,  $\mu = x, y, z$ . Electric and spin Hall conductances are evaluated as

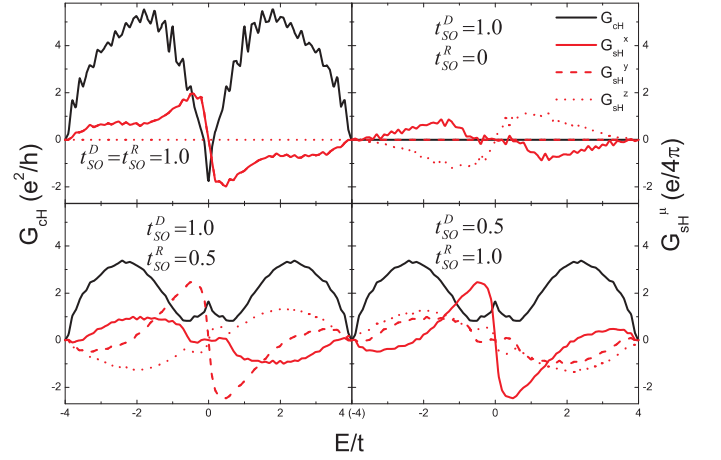


FIG. 2: Electric and spin Hall conductances as functions of the electron Fermi energy for different ratios of Rashba and Dresselhaus coupling strength.  $L = 40$  for all the results in this figure.

functions of the energy for different ratios of Rashba and Dresselhaus spin-orbit coupling strength in Fig.2. Generally speaking, the electric Hall conductance is symmetric about the energy  $E$  while the spin Hall conductance is antisymmetric such that the spin Hall conductance vanishes at the band center,  $E = 0$ . This is consistent with the symmetry analysis for the tight binding Hamiltonian.<sup>23</sup> In the case of the pure Rashba or Dresselhaus coupling, the electric Hall conductance disappears, but the spin Hall conductance still exists. In the two cases that  $t_{SO}^D = 1$  and  $t_{SO}^D = 1/2$  and of  $t_{SO}^R = 1/2$  and  $t_{SO}^R = 1$ , the electric Hall conductances are equal. However the spin Hall conductances  $G_{sH}^x$  and  $G_{sH}^y$  differ by a minus sign, with  $G_{sH}^x$  and  $G_{sH}^y$  exchanged mutually, and the former is consistent with Shen and Sinitsyn et al's works for free 2DEG systems<sup>25,26</sup>. A special case is at the symmetric point of  $t_{SO}^D = t_{SO}^R$ . The spin Hall conductance  $G_{sH}^z = 0$ , but  $G_{sH}^x$  and  $G_{sH}^y$  are equal and non-zero, which means the current is polarized within the x-y plane. In this case the operator  $\sigma^x + \sigma^y$  commutes with the total Hamiltonian, and actually there is no spin flip in the scattering region.<sup>27</sup> On the other hand the longitudinal electric and spin conductances are also non-zero. The longitudinal conductances are about one order larger than the Hall conductances in magnitude, i.e.,  $I_3^c/I_2^c \sim 10$ . And the electric conductance is also symmetric with respect to the energy, just like the electric Hall conductance, while the longitudinal spin current is antisymmetric. According to the symmetry properties of such a system,<sup>25</sup> under the transformation:  $\sigma_x \rightarrow \sigma_y, \sigma_y \rightarrow \sigma_x$ , and  $\sigma_z \rightarrow -\sigma_z$ ,  $t_{SO}^D \rightarrow t_{SO}^R$  and  $t_{SO}^R \rightarrow t_{SO}^D$ , correspondingly  $G_{sH}^x \rightarrow G_{sH}^y$ ,  $G_{sH}^y \rightarrow G_{sH}^x$ , and  $G_{sH}^z \rightarrow -G_{sH}^z$  while the electric Hall conductance remains unchanged. At the symmetric point,  $t_{SO}^D = t_{SO}^R$ , it yields that  $G_{sH}^x = G_{sH}^y$  and  $G_{sH}^z = 0$ . Our numerical results obviously agree with this symmetry analysis.

The Hall conductances as functions of the Rashba cou-

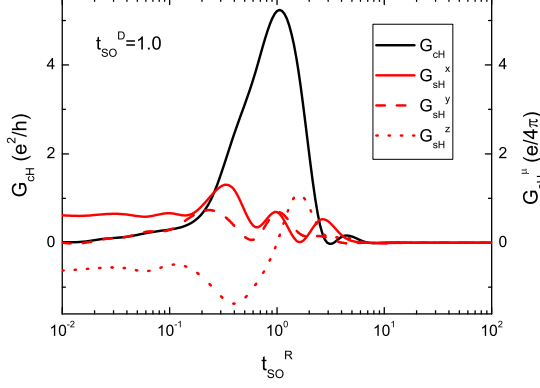


FIG. 3: Electric and spin Hall conductances as functions of the Rashba coupling strength with a fixed Dresselhaus coupling strength  $t_{so}^D = 1.0$  at  $E = -2.0t$  and  $L = 40$ . Similar results are obtained for the Hall conductances as functions of the Dresselhaus coupling strength with a fixed Rashba coupling strength, which are consistent with symmetry analyses.

pling strength are also evaluated, with specific Dresselhaus coupling strength  $t_{so}^D = 1.0$  and electron Fermi energy  $E = -2.0t$  as shown in Fig.3. It indicates clearly that the electric Hall conductance increases with increasing the Rashba couple strength, and reaches its maximal value at  $t_{so}^R = t_{so}^D$ . Then it turns to decrease when  $t_{so}^R > t_{so}^D$ , and approaches to zero for a large Rashba coupling strength. The figure shows that  $G_{sh}^z = 0$  and  $G_{sh}^x = G_{sh}^y$  at  $t_{so}^R = t_{so}^D$  as expected by the symmetry analysis. For large spin-orbit coupling strength either electric or spin Hall conductance approaches to zero because the spin-orbit coupling in the scattering region forms a large potential barrier and the incident electrons will be completely reflected. Unlike bulk systems<sup>25,26</sup> where the spin Hall conductance in the clean limit has a universal value  $\pm e/8\pi$  and the sign is given by the relative ratio of two coupling strength in Eq.(1), Fig.3 shows that the value of spin Hall conductance varies with the relative ratio as well as the sign, but the change of sign is compatible with the bulk systems case. And this result is also compatible with the previous numerical work in pure Rashba spin-orbit coupling case.<sup>23,24,28</sup>

To see the finite size effect we calculate the electric and spin Hall conductances for  $L = 20, 30, 40$ , and  $50$ .  $G^c/L$  and  $G^s/L$  as functions of  $E$  are plotted in Fig.4. We notice that these curves for different sizes fit a single one very well. Thus we conclude that both electric and spin Hall conductance are proportional to the size  $L$  of the sample. In other words, in our calculation the electric and spin Hall currents are determined by both the number of the incident channels and that of the outgoing channels. Thus the Hall currents induced by a specified longitudinal electric field are not proportional to the size

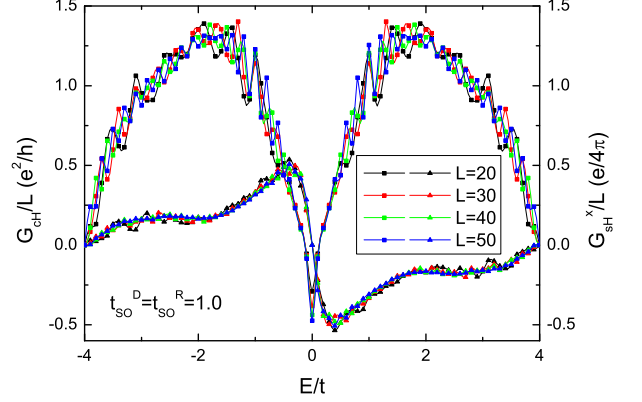


FIG. 4: Electric and spin Hall conductances divided by sample size  $L$  as functions of the electron Fermi energy. Here the Rashba and Dresselhaus coupling strength are equal and the results for  $L = 20, 30, 40$ , and  $50$  are shown simultaneously. It implies a size effect that both Hall conductances are proportional to  $L$  in this calculation.

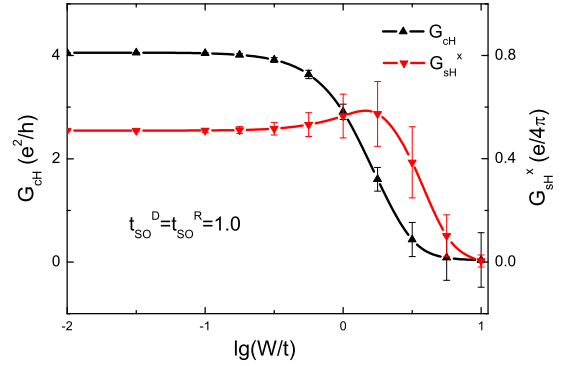


FIG. 5: Electric and spin Hall conductances as functions of logarithm of the disorder strength  $W/t$ . Results are obtained with equal Rashba and Dresselhaus coupling strength at  $E = -2.0t$  and  $L = 30$ . Standard deviations in the calculation are shown through the error bars.

$L$  linearly, but to  $L \times L$ .

The disorder effect is an interesting issue in the spin Hall effect in 2DEG. There exists greatly controversial whether the spin Hall effect may survive when the impurity scattering is taken into account.<sup>29,30,31</sup> We consider the disorder effect by including the disorder potential term  $V_{disorder} = \sum_{i,\sigma=\uparrow,\downarrow} \epsilon_i c_{i,\sigma}^\dagger c_{i,\sigma}$  in Eq.(3) where  $\epsilon_i$  are randomly distributed between  $[-W/2, +W/2]$ . Selectively the electric and spin Hall conductances,  $G_{ch}$  and  $G_{sh}^x$ , for two couplings with equal strength are plotted in Fig.5.  $G_{sh}^z$  is exactly equal to zero according to

the symmetry. It shows that either electric or spin Hall conductance can survive in the weak disorder, but be suppressed in the strong disorder as we expected. We also did calculation for several other cases, and obtained similar results. The case with pure Dresselhaus coupling is in agreement with Sheng et al's work for pure Rashba coupling.<sup>23</sup>

Physically the spin Hall conductance can be well understood from the spinomotive transverse "force" caused by the spin-orbit coupling in Eq.(2). The electric field drives electrons moving along the field such that the electrons with spin-up or -down experience opposite transverse "force" and thus a non-zero spin current is induced perpendicular to the field. The relative ratio of the two coupling strength determines the direction of the spin Hall current as the spinomotive force changes its sign around  $\lambda = \beta$  and vanishes at the point. All our calculated results are consistent with this. However, the spinomotive force is not a direct origin of the non-zero  $G_{cH}$ , since  $G_{cH}$  arises only when two couplings are present simultaneously. From the symmetry properties of the system we notice that the Hamiltonian with pure Rashba coupling is invariant under the transformation:  $k_x \rightarrow k_x; k_y \rightarrow -k_y$  and  $\sigma_x \rightarrow -\sigma_x; \sigma_y \rightarrow \sigma_y; \sigma_z \rightarrow -\sigma_z$ . Similarly the Hamiltonian with pure Dresselhaus coupling is invariant under the transformation:  $k_x \rightarrow k_x; k_y \rightarrow -k_y$  and  $\sigma_x \rightarrow \sigma_x; \sigma_y \rightarrow -\sigma_y; \sigma_z \rightarrow -\sigma_z$ . This is why the electric Hall current vanishes in these two cases, while the spin Hall current circulates because there is no symmetry constraint on it as both  $k_y$  and  $\sigma_z$  change their signs under such transformation. On the other hand, for the

condition with both Rashba and Dresselhaus couplings, the Hamiltonian does not possess the reflection symmetry of  $k_x \rightarrow k_x; k_y \rightarrow -k_y$  no matter how we make SU(2) transformation for spin operators. Therefore the coexistence of both couplings breaks the reflection symmetry of the system, which makes the electric current not parallel to the electric field such that it gives rise to a nonvanishing Hall conductance  $G_{cH}$ . This unconventional Hall conductance may be related to some discussions in terms of the anomalous Hall effect due to parity anomaly and additional band crossing<sup>5</sup>.

In conclusion, we numerically studied the electric Hall conductance as well as the spin Hall conductance for a finite-size system with four leads. The electric Hall conductance is non-zero when both Rashba and Dresselhaus spin-orbit coupling are present. Since spin and electric Hall currents coexist, the current is actually spin polarized. Unlike the anomalous Hall effect, the system we studied is magnetism-absent, the electric Hall current is driven by the spin-orbit coupling, not by the exchange coupling with the magnetic impurities.<sup>32</sup> The present effect is also different from the one results from driving a spin polarized current via the Rashba spin-orbit coupling.<sup>33</sup> Though the incident current is not spin polarized, the Hall current is polarized in our case.

The authors would like to thank Li Sheng and Dong-Ning Sheng for helpful discussions. This work was supported by the Research Grant Council of Hong Kong (SQS), and by the National Science Foundation of China under Grant No.: 10474022 (LBH).

- 
- <sup>1</sup> C. L. Chien and C. R. Westgate (eds.), *The Hall Effect and its Applications* (Plenum, New York, 1979)
  - <sup>2</sup> R. Karplus and J. M. Luttinger, *Phys. Rev.* 95, 1154 (1954)
  - <sup>3</sup> J. Smit, *Physica* (Amsterdam) 21, 887 (1955)
  - <sup>4</sup> L. Berger, *Phys. Rev. B* 2, 4559 (1970)
  - <sup>5</sup> M. Onoda and N. Nagaosa, *J. Phys. Soc. Jpn.* 71, 19 (2002)
  - <sup>6</sup> T. Jungwirth, Q. Niu, and A. H. MacDonald, *Phys. Rev. Lett.* 88, 207208 (2002)
  - <sup>7</sup> M. Onoda and N. Nagaosa, *Phys. Rev. Lett.* 90, 206601 (2003)
  - <sup>8</sup> Z. Fang, N. Nagaosa, K. S. Takahashi, A. Asamitsu, R. Mathieu, T. Ogasawara, H. Yamada, M. Kawasaki, Y. Tokura, and K. Terakura, *Science* 302, 92 (2003)
  - <sup>9</sup> M. I. D'yakonov and V. I. Perel, *JETP Lett.* 13, 467 (1971)
  - <sup>10</sup> J. E. Hirsch, *Phys. Rev. Lett.* 83, 1834 (1999)
  - <sup>11</sup> S. Zhang, *Phys. Rev. Lett.* 85, 393 (2000)
  - <sup>12</sup> L. B. Hu, J. Gao, and S. Q. Shen, *Phys. Rev. B* 68, 115302 (2003); 68, 153303 (2003)
  - <sup>13</sup> S. Murakami, N. Nagaosa, and S. C. Zhang, *Science* 301, 1348 (2003)
  - <sup>14</sup> J. Sinova, D. Culcer, Q. Niu, N. A. Sinitsyn, T. Jungwirth, and A. H. MacDonald, to appear in *Phys. Rev. Lett.* 92, 126603 (2004)
  - <sup>15</sup> S. Q. Shen, M. Ma, X. C. Xie, and F. C. Zhang, *Phys. Rev. Lett.* 92, 256603 (2004)
  - <sup>16</sup> S. Q. Shen, *Phys. Lett. A* 235, 403 (1997)
  - <sup>17</sup> The unit of the spin current operator is  $at$  ( $a$  is the lattice space). Here we take  $a$  as unit.
  - <sup>18</sup> M. Buttiker, *Phys. Rev. Lett.* 57, 1761 (1986)
  - <sup>19</sup> S. Datta, *Electronic transport in mesoscopic systems* (Cambridge University Press, Cambridge, 1995)
  - <sup>20</sup> We take  $+\mu$  as up ( $\uparrow$ ) and  $-\mu$  as down ( $\downarrow$ ) as the indices of the rotation matrix  $R$ .
  - <sup>21</sup> T. P. Pareek, *Phys. Rev. Lett.* 92, 076601 (2004)
  - <sup>22</sup> E. M. Hankiewicz, T. Jungwirth, T. Dietl, C. Timm, and J. Sinova, *Phys. Rev. B* 70, 245211 (2004)
  - <sup>23</sup> L. Sheng, D. S. Sheng, and C. S. Ting, *Phys. Rev. Lett.* 94, 016602 (2005)
  - <sup>24</sup> B. K. Nikolic, L. P. Zarbo, and S. Souma, *cond-mat/0408693*
  - <sup>25</sup> S. Q. Shen, *Phys. Rev. B* 70, 081311 (2004)
  - <sup>26</sup> N. A. Sinitsyn, J. Sinava, *Phys. Rev. B* 70, 081312 (2004)
  - <sup>27</sup> J. Schliemann, J. C. Egues, and D. Loss, *Phys. Rev. Lett.* 90, 146801 (2003)
  - <sup>28</sup> K. Nomura, Jairo Sinova, T. Jungwirth, Q. Niu, and A. H. MacDonald, *Phys. Rev. B* 71, 041304 (2005)
  - <sup>29</sup> Inoue, Bauer, and Molenkamp, *Phys. Rev. B* 70, (2004)
  - <sup>30</sup> E. G. Mishchenko, A. V. Shytov, and B. I. Halperin, *Phys. Rev. Lett.* 93, 226602 (2004)
  - <sup>31</sup> E. I. Rashba, *Phys. Rev. B* 70, 201309 (2004)
  - <sup>32</sup> D. Culcer, A. MacDonald, and Q. Niu, *Phys. Rev. B* 68, 045327 (2003)

- <sup>33</sup> E. N. Bulgakov, K. N. Pichugin, A. F. Sadreev, P. Streda, and P. Seba, Phys. Rev. Lett. 83, 376 (1999)