

# Clustering and synchronization of oscillator networks.

Patrick N. McGraw and Michael Menzinger

*Department of Chemistry, University of Toronto,*

*Toronto, Ontario, Canada M5S 3H6*

## Abstract

Using a recently described technique for manipulating the clustering coefficient of a network without changing its degree distribution, we examine the effect of clustering on the synchronization of phase oscillators on networks with Poisson and scale-free degree distributions. For both types of network, increased clustering hinders global synchronization as the network splits into dynamical clusters that oscillate at different frequencies. Surprisingly, in scale-free networks, clustering promotes the synchronization of the most connected nodes (hubs) even though it inhibits global synchronization. As a result, scale-free networks show an additional, advanced transition instead of a single synchronization threshold. This cluster-enhanced synchronization of hubs may be relevant to the brain with its scale-free and highly clustered structure.

PACS numbers: 05.45.Xt, 89.75.Hc

## I. INTRODUCTION

A key problem in the study of networks is the relation between network structure and function[1][2]. Among the attributes most frequently used to characterize the structure of networks are the degree distribution and the clustering coefficient. The latter, defined as the number of triangles divided by the number of connected triples[3][4], quantifies the tendency of neighbors of a node to be also neighbors of each other. We refer to this property as *structural or topological clustering* to distinguish it from *frequency clustering* described below, or what other authors have referred to as *dynamical clustering* [6][7][8].

A recently published algorithm[5] allows one to manipulate the clustering coefficient by re-wiring the network, without however changing its degree distribution. Kim used this technique to study the effect of structural clustering on the performance of variously structured Hopfield neural networks[5], and we use it here to study its effect on synchronization.

In search of factors that control the synchronization of networks of oscillators, researchers have studied the effects of different structural and statistical attributes[6]-[21]. These studies have included systems of coupled maps[6][8][9][10], continuous-time chaotic oscillators[11][12][13][14], spiking neurons[15], and phase oscillators[7][16][17][18]. Unsurprisingly, in several types of systems short cuts in small-world networks improve synchronization compared to regular lattices[4][9][11][15][16]. However, other factors such as degree heterogeneity[14], maximum betweenness centrality[19], asymmetry and weighting of couplings[20][21] were also found to play a role.

In the present work we used Kim's procedure[5] to study the effects of structural clustering on the synchronization of networks of Kuramoto-like[22] phase oscillators with Poisson (random) and scale-free degree distributions. For both network types we found that increased clustering impedes global synchronization and magnifies the fluctuations of the global phase order parameter. Clustering also qualitatively changes the onset of synchronization. At low clustering, as previously observed[16][17], the transition is similar to that in the mean field or globally coupled Kuramoto model (although a closer look reveals some differences). A single subset of oscillators becomes entrained at a central frequency. With increasing coupling, this synchronized subset then entrains larger portions of the remaining oscillators. At higher clustering, on the other hand, synchronization begins with more than one subset, each internally synchronized at a different frequency, and continues at increased coupling through

the recruitment of remaining oscillators by the different synchronized subsets. We will refer to the formation of subgroups with different frequencies as *frequency clustering* (*dynamical clustering* [6][7][8] has been used previously, with slightly different definitions, to describe dynamical splittings of a population of coupled systems). In contrast to random networks (Poisson distribution), which are characterized by a single synchronization transition, we find that *strongly clustered scale-free networks show a second synchronization transition* which is advanced relative to the principal transition, i.e. it occurs at a lower value of the coupling strength. Structural clustering promotes synchronization at low coupling strength, while inhibiting it at higher coupling. We show that the advanced synchronization begins with the hubs, or highest-degree nodes. These results appear to be relevant to natural networks, such as the brain [23] and ganglia [4][2][24] that have much higher clustering coefficients than those predicted by simple growth models. In the brain the distribution of functional connections and the probability of finding a link vs. distance are both scale free [23].

In contrast to approaches[11][12][14][19] based on the master stability function[25], we consider non-identical oscillators and we consider the full dynamics including states where only some of the oscillators are synchronized, rather than examining the stability of a fully synchronized state.

## II. THE MODEL

We consider networks of coupled oscillators obeying the coupled differential equations

$$\frac{d\phi_i}{dt} = \omega_i + \frac{\lambda}{\langle k \rangle} \sum_j a_{ij} \sin(\phi_i - \phi_j), \quad (1)$$

where  $0 \leq \phi_i < 2\pi$  are  $N$  phase variables,  $\omega_i$  are the randomly and uniformly distributed intrinsic frequencies of the oscillators,  $\lambda$  is the coupling strength, and  $a_{ij}$  is the adjacency matrix of the network (1 if  $i$  and  $j$  are connected, 0 otherwise). The coupling strength is scaled by the average degree  $\langle k \rangle$  of the nodes, averaged over the whole network. In the globally coupled Kuramoto model[22] where  $a_{ij} = 1, \forall i \neq j$ , this reduces to the standard scaling by the number of oscillators  $N$ . This form makes the coupling strengths symmetric: node  $i$  affects node  $j$  just as strongly as  $j$  affects  $i$ , but in the case of a nonhomogeneous degree distribution, some oscillators may receive a stronger synchronizing signal because they have more neighbors.

We describe results for networks with  $N = 1000$  nodes and average degree  $\langle k \rangle \approx 20$ . Qualitatively similar results were obtained with  $N = 5000$  and  $\langle k \rangle = 6$ . We consider a random (Poisson) network and a scale-free network generated by the Barabasi-Albert preferential attachment algorithm[26], and families of networks derived from each of these by changing the clustering coefficient  $\gamma$ . To vary  $\gamma$ , we use a stochastic rewiring algorithm[5] to rearrange connections with a bias toward increased clustering. The procedure is as follows: 1) Pick randomly two existing links in the network. 2) Compute whether interchanging these two links would increase or decrease the total number of triangles in the network. Perform the interchange only if it would increase the number of triangles. 3) Repeat these steps until the desired clustering coefficient is achieved. (By reversing the acceptance criterion, one can also reduce the clustering coefficient). Note that this algorithm only rewires connections and does not change the degree of any individual node. Thus, not only the degree distribution but the "degree sequence" is fixed.

We chose the random  $\omega_i$  values from a uniform distribution over the interval  $0.9 \leq \omega_i \leq 1.1$  and the initial phases were distributed randomly. We then ran the dynamics at a series of increasing values of the coupling constant  $\lambda$ , integrating the equations numerically using a simple Euler method. After running for approximately 100 time units to allow relaxation to a steady state, we measured the time-averaged synchronization order parameter[22] (over 500 time units)

$$m \equiv \left\{ \left| \frac{1}{N} \sum_{j=1}^N e^{i\phi_j} \right| \right\}. \quad (2)$$

$m$  is of order  $1/\sqrt{N}$  if the oscillators are uncorrelated and approaches 1 when they are all in phase. In addition, we measured the observed frequency  $\Omega_i \equiv \left\{ \dot{\phi}_i \right\}$  of each oscillator over the same 500-unit time interval after relaxation. The brackets  $\{ \}$  signify a time average. The latter measurement allowed us to observe the collective behavior in greater detail.

### III. RESULTS

To examine the effect of structural clustering on the transition to synchronization, we first examine the order parameter  $m$  as a function of the coupling strength  $\lambda$ . Figure 1 shows plots of  $m$  vs.  $\lambda$  for networks with Poisson and scale-free degree distributions at several values of the clustering coefficient  $\gamma$ . The data in each plot were averaged over time and over

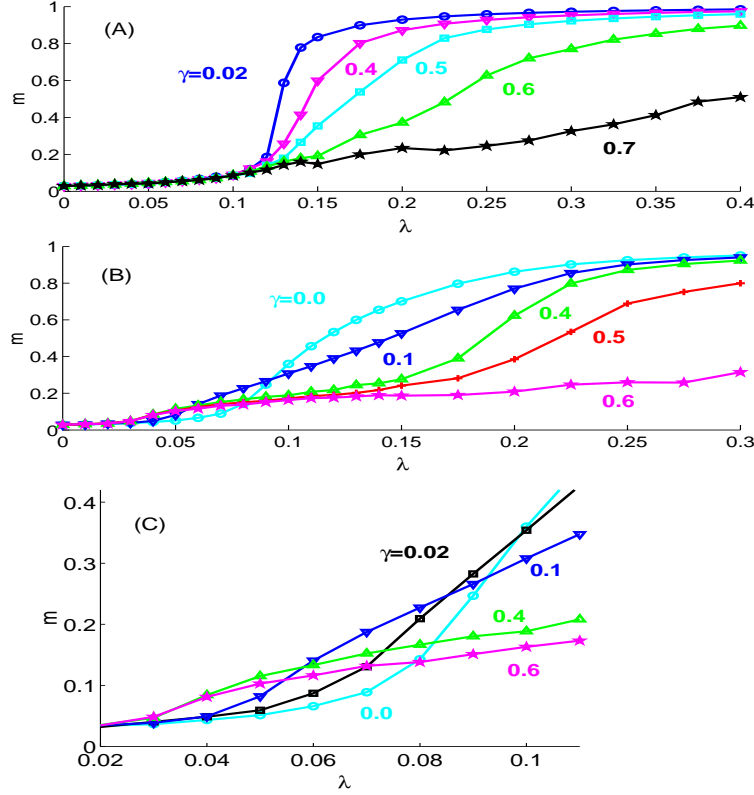


FIG. 1: Order parameter  $m$  vs. coupling strength  $\lambda$ , for different values of the clustering coefficient  $\gamma$ . (A) Poisson degree distribution. (B) Scale-free degree distribution. (C) Close-up of the transition region for the scale-free distribution showing that increased clustering leads to an advanced (lower- $\lambda$ ) transition.

several realizations of the random intrinsic frequencies as well as over several rearrangements of the network with equal clustering coefficients. (The degree sequence, however, was the same in all cases.) The Poisson networks behave more simply than the scale-free ones. The natural (low-clustering) random network shows a rapid transition to order at a coupling just above 0.1. The effect of increasing clustering is to inhibit global synchronization and thus make this transition less steep. We also noted that the lowered mean values of  $m$  in the highly clustered networks are associated with extremely large temporal fluctuations around the mean.

In scale-free networks, clustering has a more complicated effect. The network with  $\gamma = 0$  shows the onset of synchronization near  $\lambda \approx 0.07$  and the transition to full synchronization is not as steep as in the low-clustering Poisson case. Surprisingly, figures 1 B and C show

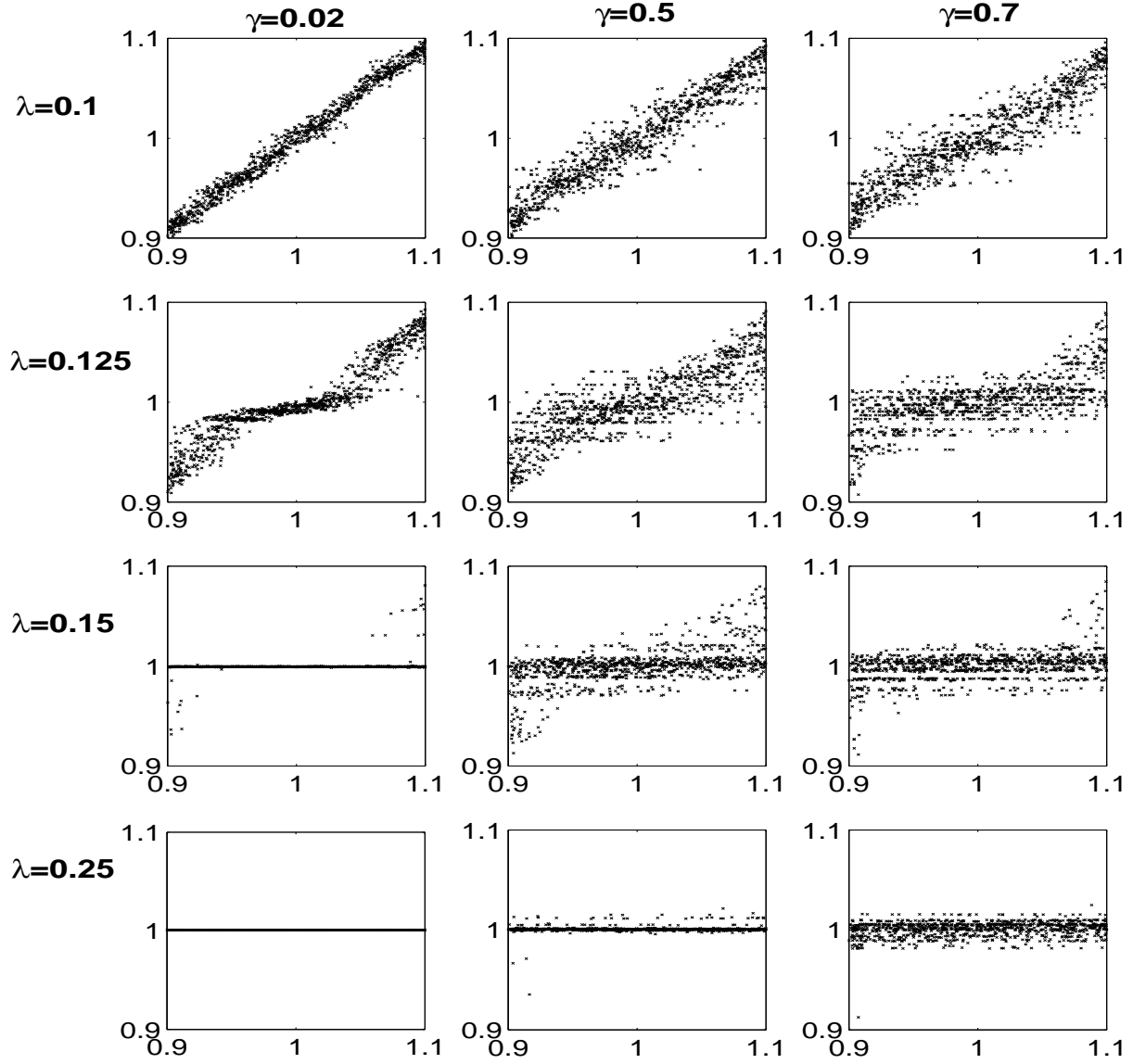


FIG. 2: Poisson networks: Scatter plots of average oscillation frequency  $\Omega$  (vertical axis) vs. intrinsic frequency  $\omega$  (horizontal). At zero coupling, the points all lie on the line  $\Omega = \omega$ . With increasing coupling, more oscillators line up at synchronized frequencies. For high clustering, several bands form at different frequencies, rather than one frequency as in the low- $\gamma$  case.

that with increasing clustering the order parameter is slightly enhanced at weak coupling but suppressed at strong coupling. For intermediate values of  $\gamma$  this results in two separate transitions, an advanced transition to partial synchronization followed by a delayed one to full synchronization.

For more insight into the nature of the synchronization transitions, we now examine

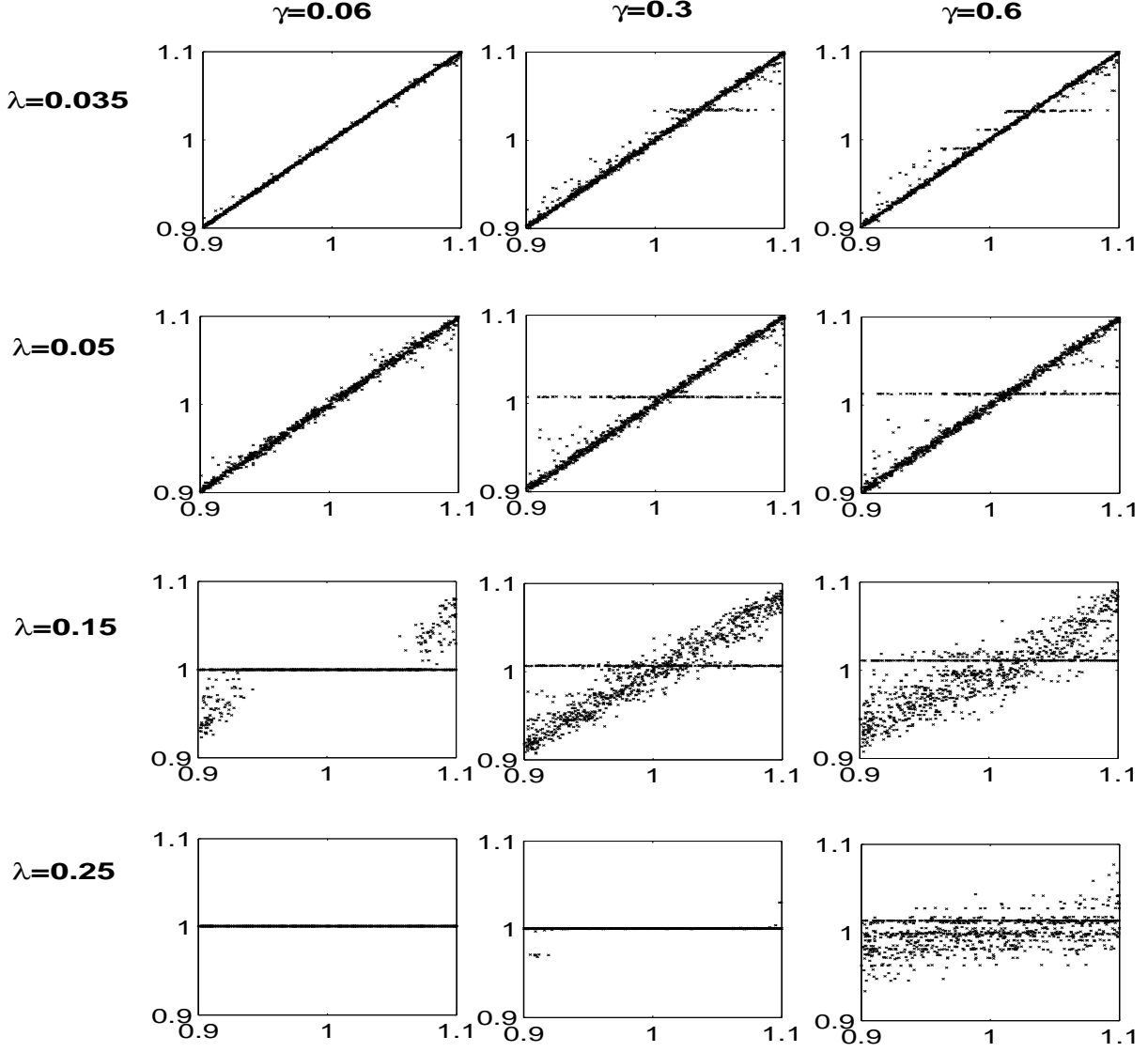


FIG. 3: Scale-free networks: Scatter plots of  $\Omega$  vs.  $\omega$ . Synchronized subsets (horizontal bands) begin to form at weaker coupling for the more clustered networks. Frequency clustering is evident at high  $\gamma$ .

scatter plots showing the behavior of populations of individual oscillators. For Poissonian networks, figure 2 shows a matrix of plots of the time-averaged oscillation frequencies  $\Omega_i$  vs. the intrinsic frequencies  $\omega_i$ . The plots were made for low, intermediate and high clustering and a series of increasing values of the coupling constant. Each plot shows all oscillators in one realization of the network, random frequencies and initial conditions. In the absence of coupling each oscillator would simply run at its intrinsic frequency and all points in the

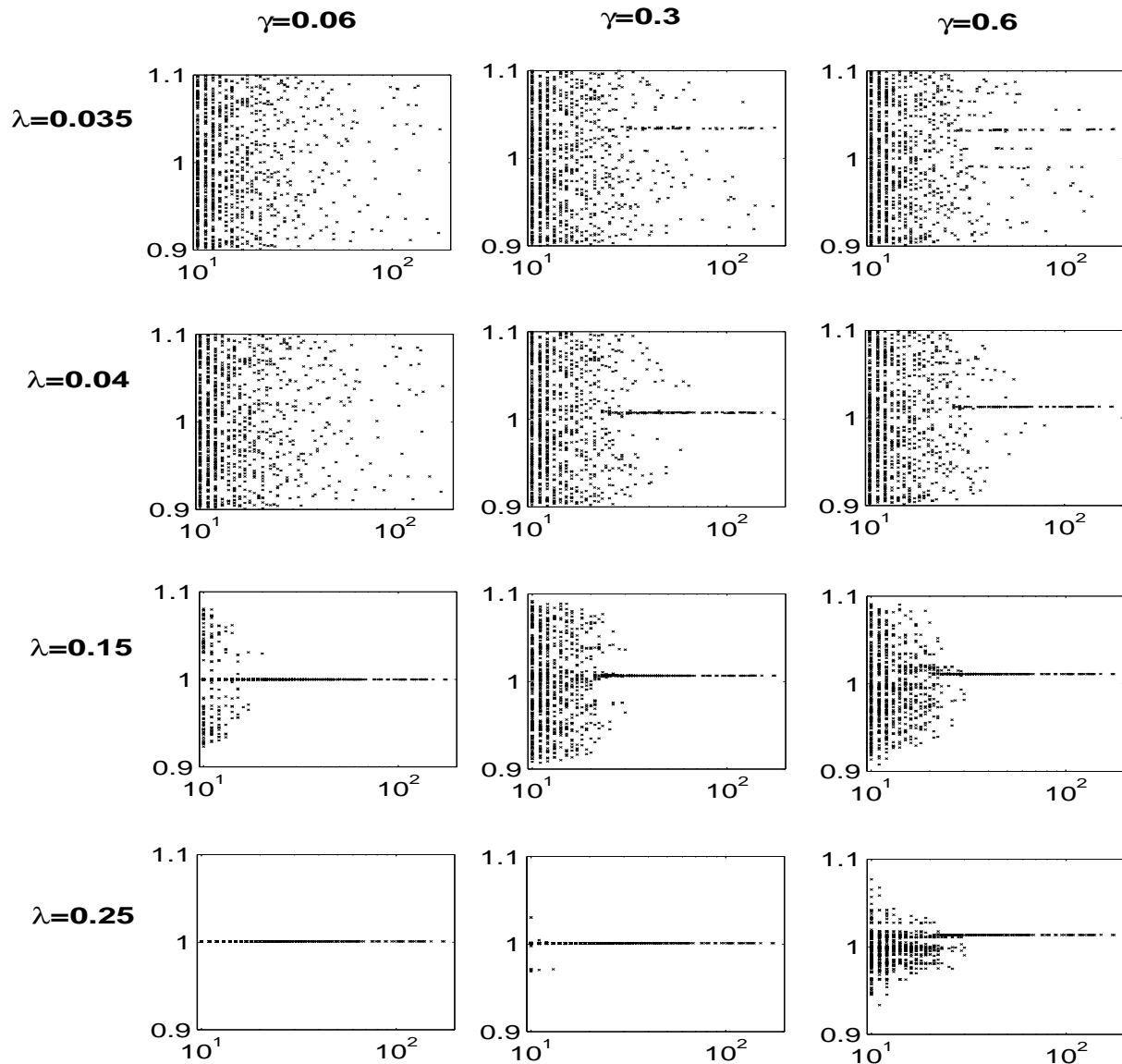


FIG. 4: Scale-free networks: Average frequency  $\Omega$  vs degree  $k$  at several values of clustering  $\gamma$  and coupling strength  $\lambda$ . The degree (horizontal axis) is plotted on a logarithmic scale. Synchronization begins with the hubs (nodes with the highest  $k$ ) and progresses downward to those with lower  $k$ .

plot would fall along the line  $\Omega_i = \omega_i$ . Deviations from this line are caused by the mutual interactions.

In the globally coupled case which has been studied previously[22], there is no distinction among nodes except for their intrinsic frequencies. Therefore, the observed frequency is in every case a single-valued function of the intrinsic frequency. Plots of  $\Omega$  vs.  $\omega$  give one-dimensional curves whose shapes change with the coupling. In particular, the curves



begin to flatten near the middle of the  $\omega$  distribution, as oscillators with intrinsic frequencies closest to the average are the first to synchronize. The flat portion broadens with increasing coupling. In the case of low clustering (left column of fig. 2) approximately the same qualitative picture holds as in the mean-field case except that there is more scatter in the points and so the curve is blurred. The scatter is due to the fact that each oscillator's behavior now depends not only on its intrinsic frequency and the global network average, but also on the details of its local neighborhood. As in the mean-field case, the oscillators near the extremes of the intrinsic frequency ( $\omega$ ) distribution are the last to become fully entrained. Unlike the mean-field case, some remain unentrained even when the synchronized group is well-established and has recruited members from the entire intrinsic frequency range. At higher clustering, the scatter plots differ even more strongly from the mean-field case, and they do so in two ways. First, the scatter is more pronounced. Second, the horizontal striations indicate that the oscillators group together in subgroups oscillating at several different frequencies (frequency clustering). As the coupling increases, the individual frequency clusters draw closer together and eventually merge, but full synchronization requires a stronger coupling in the networks with high clustering compared to those with lower clustering. The beating of the different frequencies accounts for both the low average value of the global order parameter and its large fluctuations.

In the scale-free case, the scatter plots (figure 3) confirm that the highly clustered networks begin to synchronize at a weaker coupling than the less clustered ones. Initially, however, this synchronization only affects a subset of the nodes, with the remaining population still falling close to the line  $\Omega = \omega$  as if they were not interacting at all. This is in contrast to the Poisson scatter plots which begin to flatten near the center of the frequency range as the transition begins. Since scale free networks have a strongly heterogeneous degree distribution, the entrainment of an oscillator depends strongly on the number of neighbors to which it is connected. When the oscillation frequency  $\Omega$  is plotted against the degree  $k$  of each node as in figure 4, it is apparent that the higher-degree nodes (hubs) begin to synchronize first, while the lower-degree nodes synchronize as the coupling continues to increase. One similarity with the Poisson case is that increased structural clustering leads to more frequency clustering. Thus, topological clustering promotes the formation of synchronized frequency clusters among the hubs, yet inhibits the global synchronization of the whole network. The early hub synchronization accounts for the slightly enhanced order

parameter at weak coupling.

#### IV. CONCLUSION

We examined the synchronization behavior of networks of non-identical coupled phase oscillators with both Poisson and scale-free degree distributions, and studied in particular the effects of varying the clustering coefficient while keeping the degree distribution constant. Our first main result, for both types of networks, was that clustering encourages the formation of subpopulations of oscillators synchronized at different frequencies (frequency clustering), and thus makes full synchronization of the whole network more difficult to achieve. Our second key finding concerns the scale-free case, where we found that, despite the increased difficulty of *full* synchronization, higher clustering actually promotes the onset of *partial* synchronization. Scale-free networks with high clustering thus appear to undergo two separate transitions as the coupling strength increases: an early transition to partial synchronization and a delayed one to full synchronization. The first transition involves only the most highly connected nodes (the hubs) while leaving the majority almost unaffected. The hubs seem to form the growth nuclei for the synchronized state. The hubs, interestingly, are able to synchronize even though many of their inputs come from lower degree nodes which are not yet synchronized. It was previously observed[17] that in ordinary low-clustering scale-free networks the relaxation time for synchronization of hubs is shorter than for less connected nodes, but this does not account for the effect of structural clustering in promoting their synchronization. It is possible that increasing the clustering may, as a by-product, increase the assortativity of degree mixing[29], so that hubs become more likely to connect to each other. It was found in certain other models of clustered networks that triangles preferentially include higher-degree nodes[27]. The clustering procedure may also affect betweenness centrality distributions.

This advanced transition may play a role in highly clustered networks that occur, for instance, in the human brain. Unlike abstract networks, the growth of natural networks that are embedded in Euclidean space is often subject to a cost function, such as the length or volume of connections. This gives Euclidean networks a tendency towards clustering. For the ganglion of *C. elegans* [24], the clustering coefficient is  $\gamma = 0.28$ . And for the human brain, a functional MRI study [23] has shown essentially scale-free connectivity in different

cerebral regions, and clustering coefficients that lie three orders of magnitude above those of equivalent random networks. Given this and the weak synaptic coupling strength in the brain [28][30] it is suggestive that cluster-enhanced synchronization of oscillating hubs might play a role.

**Acknowledgment:** This work was supported by the NSERC of Canada

---

- [1] S.H. Strogatz, *Nature* **410**, 268 (2001).
- [2] R. Albert and A.L. Barabasi, *Rev. Mod. Phys.* **74**, 47 (2002); M.E.J. Newman, preprint cond-mat/0202208 (2002); A.L. Barabasi, *Linked: The New Science of Networks* (Perseus Publishing, Cambridge, MA, 2002).
- [3] D.J. Watts and S.H. Strogatz, *Nature* **393**, 440 (1998).
- [4] D.J. Watts, *Small Worlds* (Princeton University Press, Princeton, NJ, 1999). *Six Degrees* (Norton, New, York, 2003).
- [5] B.J. Kim, *Phys. Rev. E*, **69**, 045101(R) (2004).
- [6] S.C. Manrubia and A.S. Mikhailov, *Phys. Rev. E* **60**, 1579 (1999); S.C. Manrubia, A.S. Mikhailov, D.H. Zanette, *Emergence of dynamical order* (World Scientific, Singapore, 2004).
- [7] D.H. Zanette and A.S. Mikhailov, *Europhysics Letters* **65**, 465 (2004); *Physica D* **194**, 203 (2004).
- [8] S. Jalan and R.E. Amritkar, *Phys. Rev. Lett.* **90**, 014101 (2003); preprint nlin.CD/0307029 (2003); *Physica A* **321**, 220 (2003); **346**, 13 (2005).
- [9] P.M. Gade and C.-K. Hu, *Phys. Rev. E* **62**, 6409 (2000).
- [10] J. Jost and M.P. Joy, *Phys. Rev. E* **65**, 016201 (2001).
- [11] M. Barahona and L.M. Pecora, *Phys. Rev. Lett* **89**, 054101 (2002).
- [12] X.F. Wang and G. Chen, *IEEE Trans. Circuits and Systems I– Fundamental Theory and Applications* **49**, 54 (2002).
- [13] X.F. Wang and G. Chen, *Int. J. Bifurcation and Chaos* **12**, 187 (2002).
- [14] T. Nishikawa, A.E. Motter, Y.C. Lai, F.C. Hoppenstaedt, *Phys. Rev. Lett.* **91** 014101 (2003).
- [15] L.F. Lago-Fernandez, R. Huerta, F. Corbacho and J.A. Siguenza, *Phys. Rev. Lett.* **84**, 2758 (2000).

- [16] H. Hong, M.Y. Choi and B. J. Kim, Phys. Rev. E **65**, 026139 (2002).
- [17] Y. Moreno and A.F. Pacheco, Europhys. Lett. **68**, 603 (2004).
- [18] G. Katriel, preprint nlin.PS/0308031 (2003).
- [19] H. Hong., B.J. Kim, M.Y. Choi,H. Park; Phys. Rev. E **69**, 067105 (2004).
- [20] A.E. Motter, C. Zhou, J. Kurths, cond-mat/0406207 (2004).
- [21] D.-U. Hwang, M. Chavez, A. Amann, S. Boccaletti, cond-mat/0412728 (2004).
- [22] Y. Kuramoto, *Chemical oscillations, waves and turbulence* (Springer Verlag, Berlin; 1984) ;  
A. Pikovsky, *Synchronization*, (Cambridge University Press, Cambridge; 2001).
- [23] V.M. Equiluz, G. Cecchi, D.R. Chialvo, M. Baliki, A.V. Apkarian, e-print cond-mat/0309092 (2003).
- [24] C. Cherniak, J. Neurosci. **14**, 2418 (1994).
- [25] L. M. Pecora and T.L. Carroll, Phys. Rev. Lett. **80**, 2109 (1998).
- [26] A.L. Barabasi and R. Albert, Science 286, **509** (1999)..
- [27] D. Sergi, preprint cond-mat/0412472 (2004).
- [28] M.Abeles, *Neural Codes for Higher Brain Functions*. In: H.J. Markovich (ed.) *Information Processing in the Brain*.(Hans Huber Publishers, Toronto, 1988)
- [29] M.E.J. Newman, Phys. Rev. Lett 89, 208701 (2002).
- [30] F.C. Hoppensteadt, E.M. Izhikevich, *Weakly Connected Neural Networks*. (Springer Verlag, Berlin, 1997).