

Effects of spatial non-uniformity on laser dynamics.

L. I. Deych

Physics Department, Queens College of City University of New York, Flushing, NY 11367

Semiclassical equations of lasing dynamics are re-derived for a lasing medium in a cavity with a spatially non-uniform dielectric constant. It is shown that the non-uniformity causes a radiative coupling between modes of the empty cavity. This coupling results in a renormalization of self- and cross-saturation coefficients, which acquire a non-trivial dependence on the pumping intensity. Several experimental manifestations of this dependence are discussed.

PACS numbers: 42.55.Ah, 42.55.Zz, 42.60.-v

Introduction Spatial homogeneity of the background dielectric constant in the direction of the beam propagation is one of the standard assumptions in the theory of lasing oscillations[1, 2]. One prominent exception is lasers with distributed feedback, in which scattering from a periodic inhomogeneity, and not presence of a cavity, is responsible for laser oscillations. In the present paper, however, we are interested in a situation in which a dielectric inhomogeneity (not necessarily periodic) coexists with a cavity defined by some boundary conditions. We shall show here that a modification of the cavity modes due to this inhomogeneity results in a number of important phenomena that can significantly affect such properties of lasing oscillations as lasing threshold or cross-saturation. Moreover, the spatial profile of the cavity dielectric constant can be considered as a new design parameter that can be used to engineer certain characteristics of lasers. The results of this paper are also relevant for so called random lasers, which have been attracting a great deal of attention recently (see, for instance, Ref.[3] and references therein, as well as [4, 5]). A random inhomogeneity of the background dielectric constant plays a crucial role in these systems, however, the most attention so far was paid to the randomness rather than to the inhomogeneity of these systems.

In this paper we develop a general multi-mode theory of lasing in systems with inhomogeneous dielectric constant, and derive the rate equation approximation describing dynamics of lasing intensities in such systems. The main effect responsible for their unusual properties is a new type of linear coupling between normal modes of the empty cavity, which is mediated by the polarization of the active medium and arises solely due to the inhomogeneity of the cavity dielectric constant. We illustrate the main results of the general theory using as an example two transverse modes of a cavity consisting of two dielectric slabs with different dielectric constants. We also use the results obtained to discuss recent experiments on random lasers[6].

Multi-mode laser equations for an inhomogeneous medium Propagation of light in an inhomogeneous medium in the presence of an induced polarization is de-

scribed by Maxwell equations

$$\frac{\epsilon(\mathbf{r})}{c^2} \frac{\partial^2 \mathbf{E}}{\partial t^2} + \nabla \times (\nabla \times \mathbf{E}) = -\frac{4\pi}{c^2} \frac{\partial^2 \mathbf{P}}{\partial t^2}, \quad (1)$$

where $\epsilon(\mathbf{r})$ is an inhomogeneous dielectric function of the passive medium, c is the speed of light, and $\mathbf{P}(\mathbf{r})$ represents polarization induced by the optical transitions responsible for lasing. We will assume local isotropy of the medium under consideration. In this case we could ignore the vector nature of the electric field and polarization, replacing $\nabla \times (\nabla \times \mathbf{E})$ in Eq.(1) with $\nabla^2 E$. Let us assume that we know the full system of eigen modes, $f_k(\mathbf{r})$, and respective eigen frequencies ω_k of Eq.(1) in the absence of the polarization. The most important, for us, property of these functions is that their orthonormalization condition involves inhomogeneous dielectric function $\epsilon(\mathbf{r})$ [7]: $\int \epsilon(\mathbf{r}) f_{k_1}^*(\mathbf{r}) f_{k_2}(\mathbf{r}) d\mathbf{r} = \delta_{k_1 k_2}$, which means that the wave functions $f_k(\mathbf{r})$ themselves are neither normalized nor orthogonal. As a result, the Maxwell equation, Eq.(1), rewritten in terms of the amplitudes of the eigen modes, E_k , defined in the usual way by the expansion $E = \sum_k E_k(t) f_k(\mathbf{r})$, takes the form

$$\ddot{E}_k(t) + (\omega_k - i\gamma_k)^2 E_k(t) = -4\pi \sum_{k_1} V_{kk_1} \ddot{P}_{k_1}(t), \quad (2)$$

where ω_k are frequencies of cavity modes, and we introduced cavity losses, characterized by phenomenological parameters γ_k . P_k are components of the polarization in the basis of functions f_k : $\mathbf{P}(\mathbf{r}) = \sum_k P_k(t) f_k(\mathbf{r})$, $P_k(t) = \int \epsilon(\mathbf{r}) f_k^*(\mathbf{r}) P(\mathbf{r}) d\mathbf{r}$ and

$$V_{kk_1} = \int f_{k_1}^*(\mathbf{r}) f_{k_2}(\mathbf{r}) d\mathbf{r} \quad (3)$$

Non-diagonal components of V_{kk_1} are responsible for the linear coupling between eigen modes of the passive system carried by the polarization, which is responsible for the effects discussed in the paper. The magnitude of coupling parameters V_{kk_1} depends on the spatial profile of the dielectric constant, and can be tailored to enhance the desired effects. A gain medium is described within the model of two-level atoms, and we use a standard density matrix approach in order to derive equations for polarization amplitudes P_k , and population difference ΔN taking into account only third order non-linearity.

The next standard step in the derivation of rate equations would be rotating wave and slow amplitude approximations, which amount to presenting mode amplitudes E_k and P_k as $E_k(t) = \Xi_k(t) \exp(-i\Omega_k t)$, $P_k(t) = \Pi_k(t) \exp(-i\Omega_k t)$, where Ξ_k and Π_k are slowly changing amplitudes, and Ω_k is a frequency of the respective lasing mode. However, forcing this procedure onto equation (2) yields linear oscillating terms of the form $\sum V_{kk_1} \chi^{(1)}(\Omega_{k_1}) \exp[-i(\Omega_k - \Omega_{k_1})] \Xi_{k_1}$, which render derivation of meaningful rate equations impossible. Here

$$\chi^{(1)}(\omega) = \frac{|\mu|^2 \Delta N_0}{4\hbar} \frac{1}{\omega - \omega_0 + i\gamma_a} \quad (4)$$

is a linear susceptibility of the gain medium with $|\mu|$ and γ_a being dipole matrix element and inverse life-time of lasing transitions respectively. Parameter ΔN_0 represents non-saturated population inversion, and characterizes the strength of the pumping.

The physical origin of this problem is quite clear — in the presence of the linear coupling the modes of a passive medium are not genuine normal modes of the entire system. As a result, an attempt to excite such a mode leads to exchange of energy between coupled modes and to non-stationary oscillations of the respective intensities. The rate equations, therefore, should be derived for real normal modes, which are automatically selected by the gain medium itself, rather than for the modes of the cavity.

It is convenient to transform Eq.(2), as well as the equation for polarization, in the frequency domain:

$$\sum_{k_1} [(\omega_k - i\gamma_k - \omega) \delta_{kk_1} - 2\pi\omega_0 V_{kk_1} \chi(\omega)] \tilde{E}_{k_1}(\omega) \quad (5)$$

$$= 2\pi\omega_0 \sum_{k_1} V_{kk_1} \tilde{P}_{k_1}^{(3)}(\omega)$$

$$\tilde{P}_k^{(3)} = \frac{|\mu|^4 \Delta N_0}{32\pi^2 \hbar^3} \sum_{kk_1 k_2 k_3} A_{kk_1 k_2 k_3} \int d\omega_1 d\omega_2 \times (6)$$

$$\frac{\tilde{E}_{k_1}(\omega - \omega_1)}{(\omega - \omega_0 + i\gamma_a)(i\omega_1 - 1/\tau)} \left[\frac{\tilde{E}_{k_2}(\omega_2) \tilde{E}_{k_3}(\omega_1 - \omega_2)}{i(\omega_0 - \omega_2) + \gamma_a} + c.c \right]$$

Here $\tilde{E}(\omega)$ and $\tilde{P}(\omega)$ are Fourier transforms of the respective quantities, and we separated polarization P_k into a linear and third-order non-linear contribution, $P^{(3)}$. The former is taken into account in Eq.(5) by introducing a linear susceptibility $\chi(\omega)$. We also substituted $2\omega(\omega - \omega_k + i\gamma_k)$ instead of $\omega^2 - (\omega_k - i\gamma_k)^2$ which is equivalent to the rotating wave approximation, and replaced all frequencies ω in non-resonant expressions with atomic frequency ω_0 . The latter approximation is justified because we will only consider the case where frequencies of all participating modes lie within a homogeneous line width of the lasing transition. Non-linear coupling parameters $A_{kk_1 k_2 k_3}$ are defined as

$$A_{kk_1 k_2 k_3} = \int \epsilon(\mathbf{r}) f_k^*(\mathbf{r}) f_{k_1}(\mathbf{r}) f_{k_2}(\mathbf{r}) f_{k_3}^*(\mathbf{r}) d^3 r \quad (7)$$

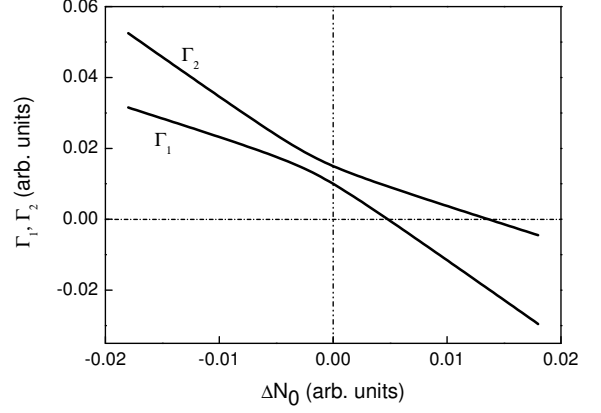


FIG. 1: Imaginary parts of the frequencies of the coupled modes versus the unsaturated population inversion, ΔN_0

It should be noted that these coefficients depend on the spatially non-uniform dielectric constant directly ($\epsilon(\mathbf{r})$ has explicitly appeared in the definition of the coupling parameters) as well as indirectly through functional dependence of the respective cavity modes on $\epsilon(\mathbf{r})$. This observation opens the door to the possibility of engineering non-linear coefficients of the system by designing various spatial profiles of $\epsilon(\mathbf{r})$.

Normal modes in the linear approximation and a single mode lasing threshold Solving a linearized version of Eq.(5) will provide us with a basis for constructing true normal modes of the system, as well as with lasing threshold for a single mode operation. The latter is obtained by solving a dispersion equation for the linear part of Eq.(5), while finding the former is more difficult.

In order to illustrate the effects of spatial inhomogeneities on lasing threshold we find eigen frequencies of linearized Eq.(5) in a two-mode case. Imaginary parts of these frequencies, $\Gamma_{1,2}$ are both positive below lasing threshold. With increasing pumping, however, one of them, Γ_1 , for instance, first changes its sign, and this point is defined as the lasing threshold. An important peculiarity of the situation under consideration is that instead of frequency repulsion typical for interacting oscillators, the imaginary parts of the frequencies demonstrate anti-crossing behavior (see Fig.1). As a result the lasing threshold is pushed toward lower values. If we assume that $\gamma_1 \ll \gamma_2$, a simple expression for the lasing threshold demonstrating this effect can be derived:

$$\Delta N_{0_{tr}} = \frac{\Delta N_{0_{tr}}^0}{V_{11}} \left[1 - \left(\frac{V_{12}}{V_{11}} \right)^2 \frac{\gamma_1}{\gamma_2} \right] \quad (8)$$

where $N_{0_{tr}}^0$ is a threshold value of ΔN_0 in a system with a uniform dielectric constant. Two effects of the non-uniformity appear in this expression. First, factor V_{11} ,

which would be equal to unity for a uniform medium, can affect the threshold even in the absence of the linear coupling between the modes. The value of this parameter depends on the spatial profile of the dielectric function; with an appropriate choice of the latter one can achieve a decrease in the lasing threshold. The second effect reflected in Eq.(8) is due to the coupling between the modes and results in further decrease of the threshold.

The problem with finding eigen vectors of the linear part of Eq.(5) is two-fold. First, it is not a standard eigen-value problem because of the dispersion of the linear susceptibility. Since we are interested mainly in dynamics of intensities rather than lasing frequencies, we circumvent this difficulty by neglecting this dispersion, which is a rather standard approximation. It is again justified if all the frequencies of interest lie within the width of the atomic transition or the cavity modes, whichever is smaller. Second, after neglecting the frequency dependence of the susceptibility, the remaining matrix is significantly non-hermitian, and does not have an orthogonal set of eigen vectors. One, therefore, has to use two sets of eigen vectors — right ($|e_i\rangle$) and left ($\langle\tilde{e}_j|$), which obey the bi-orthogonality condition $\langle\tilde{e}_j|e_i\rangle = 0$ when $i \neq j$. In order to preserve standard expressions for intensities we have to normalize our right eigen-vectors using condition $\langle e_i^*|e_i\rangle = 1$ (so called power normalization[2]). As a result the product $\alpha_i = \langle\tilde{e}_i|e_i\rangle \neq 1$. A similar situation arises in unstable resonators and was discussed in the past in connection with the problem of excess spontaneous emission[8].

Non-linear dynamics of the amplitudes of the genuine normal modes In order to eliminate linearly coupled terms from Eq.(5) we present cavity mode amplitudes, E_k as a linear combination of the right eigen vectors, $|e_i\rangle$,

$$E_k(\omega) = 2\pi \sum T_{ki} [Z_i(\omega)\delta(\omega - \Omega_i) + Z_i(\omega)\delta(\omega + \Omega_i)], \quad (9)$$

where columns of matrix T_{ki} are formed by the vectors $|e_i\rangle$. In Eq.(9) we also introduced a slow changing amplitude approximation applied to the amplitudes of the true normal modes of the system. In the frequency domain, this approximation consists of presenting the amplitudes as a product of a frequency dependent part (Fourier transform of the slowly changing amplitude in time domain) and a delta function, which represents fast oscillations with a lasing frequency Ω_i . Matrix T_{ki} is not a unitary matrix, and, transformation of Eq.(5) to the new basis has to rely on matrix \tilde{T}_{ki} , whose rows consist of vectors $\langle\tilde{e}_i|$. The product of matrices \mathbf{T} and $\tilde{\mathbf{T}}$ is a diagonal matrix with elements α_i . The resulting equations for slow amplitudes Z_i take the form

$$-i\frac{dZ_i}{dt} + (\tilde{\Omega}_i - \Omega_i) Z_i = 2\pi\omega_0 \sum_j u_{ij}\Pi_j^{(3)} e^{-i(\Omega_j - \Omega_i)t}, \quad (10)$$

where $u_{ij} = \tilde{T}_{ik}V_{kk_1}T_{k_1j}/\alpha_i$, and the non-linear contribution to polarization, in the new basis, is given by

$$\Pi_i^{(3)} = \frac{|\mu|^4 \Delta N_0 \tau}{8\hbar^3 \alpha_i \gamma_a} \sum_{j,l,m} R_{ijlm} \frac{Z_j Z_l^* Z_m e^{-i(\Omega_j - \Omega_l + \Omega_m - \Omega_i)t}}{\Omega_j - \Omega_l + \Omega_m - \omega_0 + i\gamma_a} \quad (11)$$

$$R_{ijlm} = - \sum_{k_i} \tilde{T}_{ik} A_{kk_1 k_2 k_3} T_{k_1 m} [T_{k_2 j} (T_{k_3 l})^* + T_{k_3 j} (T_{k_2 l})^*] \quad (12)$$

where τ is the population relaxation time, and we have neglected frequency dependence of the nonlinear coefficients R_{ijlm} . Equations (10), (11), and (12) provide a basis for further analysis of the non-linear dynamics of the system under consideration.

In particular, the rate equations can be obtained in a standard way by separating real and imaginary parts of Eq.(10) and neglecting all oscillating terms on its right-hand side:

$$\frac{dI_i}{dt} = 2I_i \left[-\Gamma_i - \beta_i I_i - \sum_j \theta_{ij} I_j \right] \quad (13)$$

Here I_i is the dimensionless intensity of the i -th mode, Γ_i is its unsaturated amplification rate, β_i and θ_{ij} are self- and cross-saturation parameters respectively. These equations have the same form as standard lasing rate equations for a uniform medium, with the only difference being that instead of the combination of non-saturated gain and loss terms, we have a single parameter Γ_i , representing the imaginary part of the mode's eigen frequency. These equations do not have a linear in intensity interaction term suggested in Ref.9, where a system of two linearly coupled modes was also considered. While the mechanism of linear coupling considered in Ref.9 is different from the one studied in this paper, our approach to derivation of the rate equations is quite general, and applies to any kind of linear coupling. Our results show, therefore, that the form of rate equations assumed in Ref.9 is not justified.

Self- and cross saturation effects in a two-mode case The main effect of the linear coupling is a renormalization of the non-linear coupling coefficients. The most important feature of this renormalization, which makes it experimentally relevant, is a non-trivial dependence of the new coefficients on the intensity of pumping. This dependence arises because the coupling is carried by polarization, and, hence, its strength is proportional to the unsaturated inversion ΔN_0 . In order to illustrate the last point we consider an example of only two interacting modes. There are two possible regimes of behavior in this case: single mode lasing, when the mode competition prevents the second mode from lasing, and two-mode lasing, when the spatial hole burning prevails over the competition.

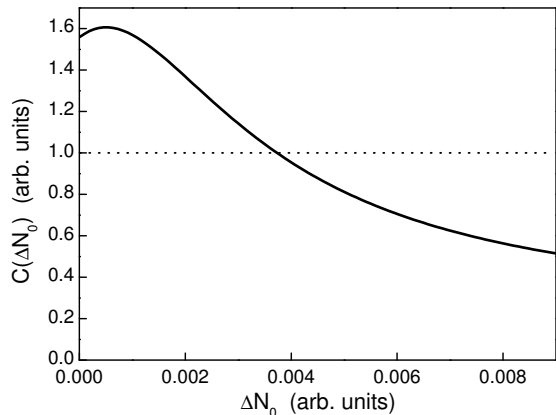


FIG. 2: Dependence of the non-linear coupling parameter C on non-saturated population inversion

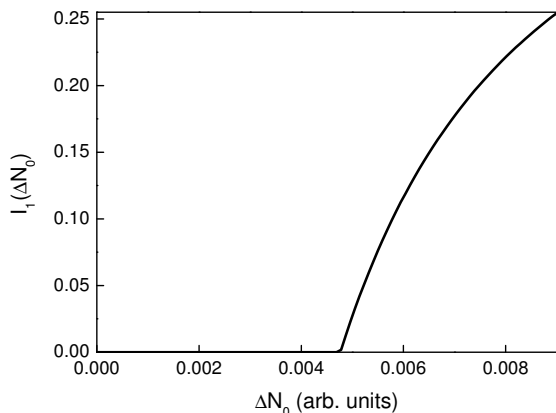


FIG. 3: Intensity of a lasing mode in a single mode regime strongly deviates from a linear dependence on pumping intensity

The choice between these regimes is determined by a coupling parameter C , defined by the ratio of cross- and self-saturation parameters $C = (\theta_{12}\theta_{21})/(\beta_{11}\beta_{22})$ [1, 2]. In a uniform medium, this parameter depends solely upon spatial distribution of the cavity modes, determined by the cavity's geometry. In the situation considered, here, this parameter becomes dependent on the pumping intensity. In order to illustrate the possible character of such dependence, we simulated parameter C for a cavity which consists of two dielectric materials with different dielectric constants ϵ_1 , and ϵ_2 . It turns out, that even in the case of such a simple inhomogeneity, the effects discussed here are quite prominent. Fig.2 shows the dependence $C(\Delta N_0)$ for two closest in frequency modes of such

a cavity. The most striking feature of this graph is the steep decrease of this coefficient with ΔN_0 , which means that even if the modes of the empty cavity wouldn't favor the spatial hole burning, the increasing with pumping linear interaction between the modes modifies their spatial structure in a way which is beneficial for the two-mode lasing. Similar behavior of $C(\Delta N_0)$ was also found for the dielectric constant of the shape $\epsilon(z) = \epsilon_0 + az^2$ or $\epsilon(z) = \epsilon_0 + \delta \cos z$, where z is coordinate in the beam propagation direction. This observation can be relevant for random lasers, in which an instance of the two-mode behavior was observed experimentally in Ref.10. Effects discussed in this paper should naturally occur in such systems due to inherent inhomogeneity of their dielectric parameter. The fact that increased pumping can systematically drive C below unity for various configurations of initial modes and $\epsilon(\mathbf{r})$ makes such effect much more likely to occur than just a coincidental combination of various parameters suggested, for instance in Ref.[9].

However, the most direct verification of the role of the linear coupling can be made by observation of dependence of $I(\Delta N_0)$ in single and multi-mode regimes. Dependence of the self- and cross-saturation parameters on ΔN_0 would result in deviations of $I(\Delta N_0)$ from a simple linear behavior, which would have taken place in the absence of radiative linear coupling between the modes. This point is illustrated in Fig.3.

Conclusion We derived non-linear equations describing dynamics of lasing modes in a cavity whose dielectric constant is spatially non-uniform in the direction of beam propagation. It is shown that this non-uniformity significantly affects lasing threshold, self- and cross-saturation properties of lasing modes. These effects can be used to manipulate characteristics of lasers by designing a spatial profile $\epsilon(\mathbf{r})$ of the cavity dielectric constant.

This work is supported by AFOSR grant F49620-02-1-0305. Author also would like to express his gratitude for stimulating discussions with A. Lisyansky, H. Cao, R. Suris, and F. Capasso.

-
- [1] M. Sargent, M. Scully, and W. Lamb, *Laser Physics* (Addison-Wesley, Reading, Massachusetts, 1974).
 - [2] A. E. Siegman, *Lasers* (University Science Books, 1986).
 - [3] H. Cao, J. Xu, Y. Ling, A. Burin, E. Seeling, X. Liu, and R. Chang, IEEE J Sel. Top. Quant. **9**, 124 (2003).
 - [4] X. Jiang and C. M. Soukoulis, Phys. Rev. Lett **85**, 70 (2000).
 - [5] C. Vanneste and P. Sebbah, Phys. Rev. Lett. **87**, 183903 (2001).
 - [6] H. Cao, X. Jiang, Y. Ling, J. Xu, and C. Soukoulis, Phys. Rev. B **67**, 161101R (2003).
 - [7] R. J. Glauber and M. Lewenstein, Phys. Rev. A **43**, 467 (1991).
 - [8] A. Siegman, Phys. Rev. A **39**, 1253 (1989).
 - [9] X. Jiang S. Feng C. M. Soukoulis, J. Zi, J. D. Joannopou-

- los and H. Cao, Phys. Rev. B **69**, 104202 (2004).
[10] C. M. Soukoulis, X. Jiang, J. Y. Xu, and H. Cao, Phys. Rev. B **65**, 041103(R) (2002).