

# Magnetism in Exact Exchange Density Functional Theory

S. Sharma<sup>1</sup>, J. K. Dewhurst<sup>1</sup>, C. Persson<sup>3</sup>, S. Shallcross<sup>2</sup>, L. Nordström<sup>4</sup>, C. Ambrosch-Draxl<sup>1\*</sup>

*1 Institut für Physik, Karl-Franzens-Universität Graz,  
Universitätsplatz 5, A-8010 Graz, Austria.*

*2 Department of Physics and Measurement Technology,  
University of Linköping, SE-581 83 Linköping, Sweden.*

*3 Department of Physics, Uppsala University,  
Box 530, 751 21 Uppsala, Sweden.*

(Dated: December 2, 2024)

The magnetic properties of the transition metals Fe, Co and Ni, and the transition metal compounds FeAl, Ni<sub>3</sub>Al and Ni<sub>3</sub>Ga are calculated in a full potential exact exchange density functional theory. The local spin density approximation (LSDA) is known to work rather well for Fe, Co, and Ni, but to make huge errors for systems near a ferromagnetic quantum critical point. Ni<sub>3</sub>Al and Ni<sub>3</sub>Ga are very closely related materials but on opposite sides of a QCP. We show that EXX leads to magnetic moments with an accuracy similar to the LSDA for Fe, Co, Ni and also for Ni<sub>3</sub>Al and Ni<sub>3</sub>Ga. For perfectly ordered FeAl we find a moment similar to that given by the LSDA.

PACS numbers: 75.10.-b, 71.10.-w

The local spin density approximation (LSDA) to Kohn-Sham (KS) density functional theory, and its variant the generalised gradient approximation (GGA), have had great success in describing many magnetic materials but are, however, known to fail in some important cases. Near a ferromagnetic quantum critical point (QCP), or near an insulating transition, the LSDA is known to breakdown due respectively to critical spin fluctuations beyond those of the mean field Stoner-like LSDA, or strong Hubbard type correlations. Furthermore, in rare earth elements and compounds where there are localised *f*-electrons, the LSDA again fails due to insufficient localisation arising from the well known self-interaction error of LSDA. One of the most challenging problems in solid state physics is the search for a theory capable of treating these interesting situations.

Unfortunately, since LSDA is not the starting point of any systematic development and any theory taking LSDA as a starting point must in turn reflect this. Nevertheless, a great deal of success has been achieved by building upon the LSDA. Spin fluctuation theories (SFT) based on the LSDA have recently been shown to be capable of treating with high accuracy materials near a QCP [1]. The combination of LSDA with a Hubbard Hamiltonian, the so called LDA+*U*, has been used to treat systems with strong Hubbard type correlations with some success [2]. A self interaction corrected version of the LSDA has been shown to allow for the treatment of localised *f* electrons, and has been widely used for the rare earth systems [3].

Unlike the LSDA none of these methods are completely parameter free. Furthermore, in the case of SFT and LDA+*U* one must take care of a 'double counting' which arises since electron-electron interactions have already been included in an approximate way at the LSDA level. However, there does exist a systematic development of KS density functional theory, which if taken to all orders would yield exact ground state properties [4]. The first

order approximation to this theory is known as the EX-act eXchange (EXX) method, and has been the subject of extensive activity in recent years. Its application to semiconductors and insulators has yielded improved results as compared to LSDA [5, 6], whereas for transition metals it produced results which were significantly *worse* than LSDA [7, 8]. In particular, the magnetic moments of the transition metals were found to be up to 50% different from experiment, in contrast to a deviation of a few percent found with LSDA.

In this letter we show that in fact and all electron full-potential EXX, when used without any shape approximation to the potential, produces moments for the transition metals to within an accuracy of a few percent, comparable to the LSDA. We further demonstrate that EXX is capable of treating materials near a QCP with a *similar accuracy* where LSDA makes errors of up to 250%.

In this present work we have for the first time implemented the exact exchange formalism within the all-electron full-potential linearized augmented plane wave method [9] in the EXCITING code [10].

The starting point for the development of a KS exact exchange theory is the Fock integral for the exchange energy

$$E_x[n] = -\frac{1}{2} \sum_{i,j}^{\text{occ}} \int d\mathbf{r} d\mathbf{r}' \frac{\phi_i^*(\mathbf{r})\phi_j^*(\mathbf{r}')\phi_j(\mathbf{r})\phi_i(\mathbf{r}')}{|\mathbf{r} - \mathbf{r}'|} \quad (1)$$

To solve the Kohn-Sham system we require a local potential with respect to the density

$$v_x[n](\mathbf{r}) = \frac{\delta E_x[n]}{\delta n(\mathbf{r})} \quad (2)$$

The functional derivative of Eq. (1) may be evaluated by deployment of the functional derivative chain rule [11].

The final expression for the spin-dependent EXX potential is

$$v_x^\sigma(\mathbf{r}) = - \int d\mathbf{r}_1 \left[ \sum_{o,o',u} \int \int d\mathbf{r}_2 d\mathbf{r}_3 \frac{\psi_{\sigma o}^*(\mathbf{r}_2) \psi_{\sigma o'}^*(\mathbf{r}_3) \psi_{\sigma o'}(\mathbf{r}_2) \psi_{\sigma u}(\mathbf{r}_3)}{|\mathbf{r}_2 - \mathbf{r}_3|} \frac{\psi_{\sigma u}^*(\mathbf{r}_1) \psi_{\sigma o}(\mathbf{r}_1)}{\epsilon_o - \epsilon_u} + \text{c.c.} \right] \frac{\delta v_s^\sigma(\mathbf{r})}{\delta n^\sigma(\mathbf{r}_1)}, \quad (3)$$

where ( $u$ )  $o$  stands for (un)occupied states,  $\epsilon$  are the eigenvalues,  $n^\sigma$  is the spin-dependent density and,  $v_s^\sigma$  is the Kohn-Sham potential. Note that the indices  $o$  and  $o'$  run over core as well as valence states. The last term in this expression is simply the inverse of the response

$$\frac{\delta v_s(\mathbf{r}')}{\delta n(\mathbf{r})} = \tilde{\chi}^{-1}(\mathbf{r}, \mathbf{r}'). \quad (4)$$

Since a constant shift of the potential has no effect on the density, the response has zero eigenvalues corresponding to constant functions, and so cannot be inverted. To proceed one must perform this inversion in a basis from which all constant functions have been removed. This is rather straight forward in a basis of plane waves but has remained an unsolved problem for a dual basis needed in full-potential all-electron methods. Details of this formalism are presented elsewhere [12]. The critical point for the case of spin polarised systems is that once constant functions have been taken out of the response, the difference of the spin potentials is no longer well defined, a point which has been neglected in previous studies [7, 8]. In the case of magnetic materials one must then use a fixed spin moment procedure for the determination of equilibrium moments.

In Table I are shown the equilibrium moments calculated in this way for the transition metals Fe, Co and Ni. Since Fe is a weak ferromagnet with local moments, Co a strong ferromagnet with local moments, and Ni a strong ferromagnet but with itinerant moments, these three elements cover a wide range of magnetic behaviour. In all cases a good agreement is seen with experiment, unlike previous EXX calculations. The convergence of the moment is found to be rather slow with respect to the number of unoccupied states  $n_u$  in Eq. (3), indeed for Fe with  $n_u = 4$  a moment of  $3.4 \mu_B$  is found, and only for  $n_u = 20$  is the converged EXX moment is obtained. It is interesting to note the large errors that the Hartree-Fock method gives for the magnetic moments. This highlights the qualitative difference between that method and the EXX. One should note that although the moments show excellent agreement with experiment the exchange splitting and magnetization energies show key differences, with both of these quantities being overestimated. Indeed, as is shown in Fig. 1 the magnetization

TABLE I: Magnetic moments in Bohr magneton.

Metal	Expt.	FP-EXX	LMTO-EXX	FP-LDA	HF
Ni <sub>3</sub> Ga	0.00	0.00		0.79	
Ni <sub>3</sub> Al	0.23	0.20		0.71	
FeAl	?	0.70		0.69	
Fe	2.12	2.05	3.40	2.18	2.90
Co	1.59	1.60	2.25	1.61	1.90
Ni	0.56	0.51	0.68	0.63	0.76

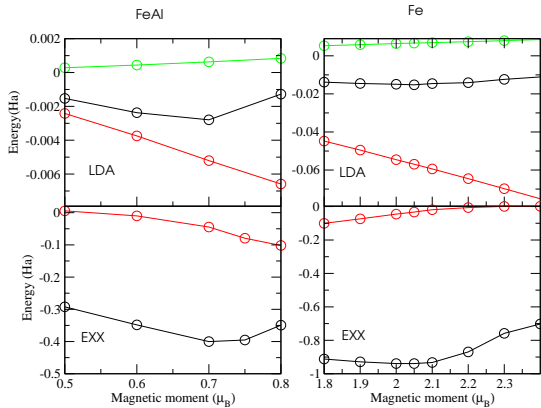
energy is almost two orders of magnitude greater than in LSDA. The exact exchange also seems quite different in form from that given by the LSDA. In particular for the case of Fe around the equilibrium moment the exact exchange is a monotonically *increasing* function of moment while in LSDA it is monotonically *decreasing*. In contrast, the compound FeAl shows the opposite behaviour, with a monotonically decreasing behaviour in both cases. Thus the exact exchange energy would seem to have a much richer range of behaviour than that of the electron gas derived LSDA exchange. One further notes that the correlation energy in LSDA is a much weaker function of the moment than either the LSDA exchange or total magnetisation energy.

We now turn to the compounds Ni<sub>3</sub>Ga, Ni<sub>3</sub>Al, and FeAl. The systems Ni<sub>3</sub>Al and Ni<sub>3</sub>Ga are on the opposite sides of a QCP, with Ni<sub>3</sub>Ga a strongly renormalised paramagnet and Ni<sub>3</sub>Al a weak ferromagnet. As was emphasised in Ref. [1] the great similarity of these systems in terms of crystal and electronic band structure, but the pronounced difference in magnet properties, provides a stringent test for any theory. In LSDA *both* are ferromagnets with in fact Ni<sub>3</sub>Ga having the larger moment (see Table I), due to its larger DOS at the Fermi energy.

The failure of the LSDA for these, as well as other weakly itinerant and strongly renormalised paramagnets, has been attributed to long wavelength spin fluctuations which become important near a ferromagnetic QCP but are neglected in the LSDA. Thus the difference magnetic behaviour of Ni<sub>3</sub>Ga and Ni<sub>3</sub>Al arises from these critical spin fluctuations being *larger* in Ni<sub>3</sub>Ga than in Ni<sub>3</sub>Al. This effect dominates the *smaller* DOS at the Fermi energy of Ni<sub>3</sub>Ga as compared to Ni<sub>3</sub>Al.

In our case these two systems provide an excellent test for how well EXX captures spin fluctuations. By deploy-

FIG. 1: Moment dependence of the total magnetization energy (black lines), and the exchange and correlation contributions to it (blue, red lines respectively).

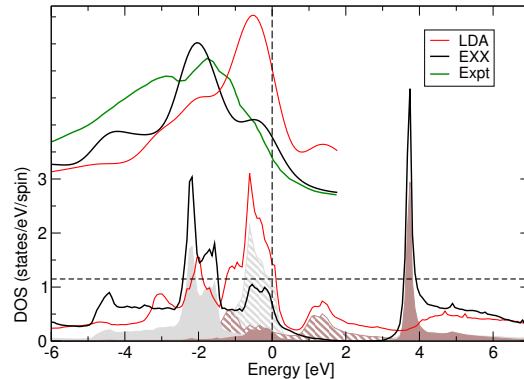


ing once again a fixed spin moment procedure we find a remarkable agreement with experiment for the magnetic moments, as shown in Table I. It would thus appear that the richness of exact exchange extends to an inclusion of a good description of the critical spin fluctuations near a QCP.

The magnetic state of FeAl has recieved quite a lot of attention recently. Experimentally this material obeys, down to low temperatures, an extended Curie-Weiss law  $(\chi - \chi_0)^{-1} = C(T - \Theta)$  [13], the signature of a paramagnet with finite (local) moments. This is in contrast for example to  $\text{Ni}_3\text{Ga}$  where the inverse susceptibility goes as  $T^2$  up to 70 K [14], as expected for an exchange enhanced paramagnet with zero moment. In fact Mössbauer studies show that the local moment in FeAl is carried only by antisite Fe defects [13], with the moment on the Fe sublattice being zero. This has led to the proposal that [15] *perfectly ordered* FeAl should be non-magnetic. However, in the LSDA FeAl is magnetic with a moment of 0.70  $\mu_B$ . Furthermore, in LSDA+ $U$  one also finds magnetic solutions. For  $U$  less than 6 eV the equilibrium moments found range from 0.6  $\mu_B$  to 1.0  $\mu_B$  [16] depending on the exact value of  $U$ . On the other hand a dynamical mean field calculation found FeAl to be non-magnetic [16].

It is not clear however that the zero magnetic moment on the Fe sublattice in FeAl should persist to the limit of perfect order (which can not be achieved experimentally). The magnetic solution found in LSDA may result from an oversimplification of the structure as compared to the experimental reality, rather than any intrinsic defect of LSDA. In fact a recent study treating the Fe antisites at the level of the Coherent Potential Approximation showed that the ferromagnetic and disordered local

FIG. 2: Total density of states for FeAl. The LDA results are shown in red, EXX results with only  $l = 0$  part of potential in blue, and full potential EXX in black. At the top the green curve is the experimental negative binding energy from Ref. [18] alongside the theoretical Gaussian convolved DOS. The  $t_{2g}$  (gray) and  $e_g$  (brown) manifolds are shown with solid shading for EXX and hatched shading for LDA. The Fermi energy and LDA Stoner criterion are indicated by vertical and horizontal lines, respectively.



moment states are almost degenerate in energy, and in the latter state the moment on the Fe sublattice is zero [17]. This provides a natural explanation for the zero moment observed in the Mössbauer studies [13]. This controversy over the magnetic state of FeAl makes it an exceedingly interesting system for an application of the exact exchange method.

In Fig. 2 we first show the density of states (DOS) in the LDA and in EXX for non-magnetic FeAl at the experimental lattice parameter. In Fig. 2 the negative binding energy result of Shabanova *et al.* are also shown [18] along with the EXX and LDA DOS convolved with a Gaussian of width 0.5 eV. One should note that only 2%-3% of the Fe atoms in the sample will be magnetic antisite Fe atoms, and so comparing the theoretical non-magnetic DOS with experiment makes sense. In EXX the main  $t_{2g}$  peak shifts downwards in energy by almost 1.5 eV relative to LDA, resulting in much better agreement with the experiment. Interestingly, this backwards shift is absent in both the LSDA+ $U$  [15] and DMFT [16] calculations. Also seen in the EXX density of states is an increasing splitting between the  $t_{2g}$  and  $e_g$  manifolds, so much so that the major band character at  $E_F$  changes from  $t_{2g}$  to  $e_g$ . Furthermore, a pronounced anti-bonding  $e_g$  peak appears at around 4 eV, a feature that should be detectable in inverse photoemission experiments.

It is well known that the LDA accounts for the spatial variation of the Hartree potential exceedingly well, but

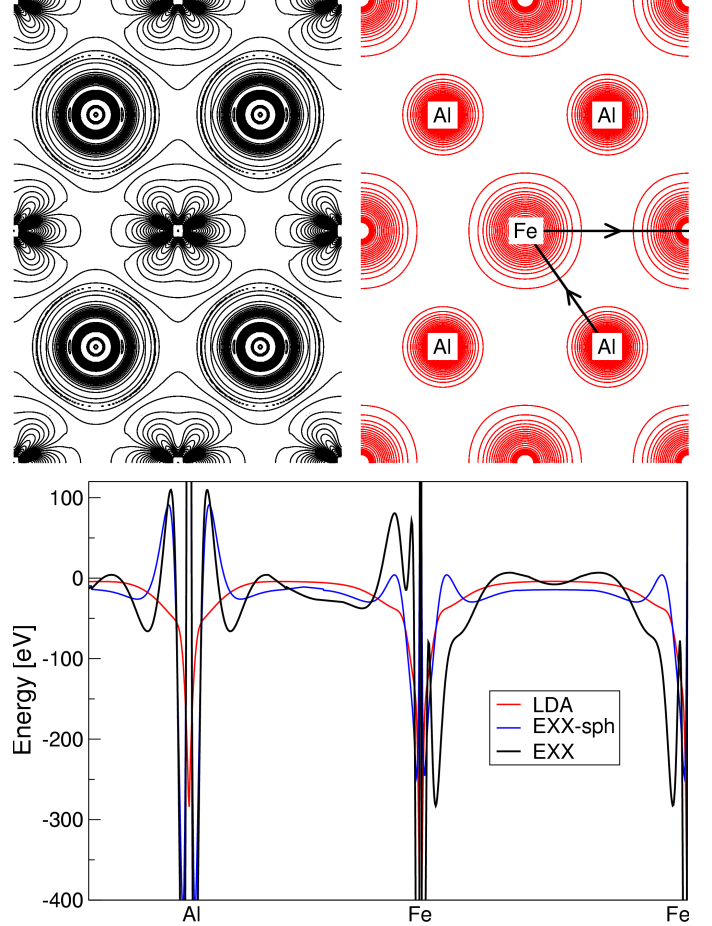
not for spatial variations of the exchange field. In Fig. 3 is shown the EXX exchange potential (black) along with the LDA exchange potential (red). A qualitative difference between the two can be seen in that the EXX potential is strongly asymmetric around the Fe atoms. Looking at the potential along an Al-Fe-Fe path, indicated by the dashed line in Fig. 3, one notes structures reflecting the existence of atomic shells. These features are a consequence of the natural orbital dependence of the EXX potential Eq. (3), but are completely absent in the LDA potential which is constructed from only local knowledge of the density.

The importance of this asymmetry in the EXX potential may be gauged by retaining only the spherical part in the muffin-tin spheres during a self-consistent calculation. The resulting EXX potential (blue line, Fig. 3) then lacks the asymmetry of the full EXX potential, and the resulting DOS is much closer to that of the LDA, and in disagreement with experiment.

However, we find that upon performing fixed spin calculations FeAl prefers to be ferromagnetic with a moment of  $0.70 \mu_B$ . Given the good agreement of the EXX non-magnetic density of states with experiment however, this would suggest that the non-magnetic state of the Fe sublattice observed experimentally arises from the complex defect structure.

Based on all these calculations we are able to conclude that EXX already provides a good overall description of magnetism in a variety of situations. Clearly, one effect of correlations will be to screen the asymmetry of the exchange potential, bringing, for example, the magnitude of the magnetization energies into closer agreement with LSDA values. Nevertheless, the fact that EXX can already describe physics beyond that of the LSDA, and appears to do a good job for the moments when LSDA does, suggests that it represents an excellent starting point for a *systematic* development of density functional theory.

FIG. 3: Upper image shows contour plots of the EXX (black) and LDA (red) exchange potential in the [110] plane over two unit cells with contour spacing 3.6 eV. In the lower graph, the same potentials are plotted along the line indicated in the upper graph, with the blue curve corresponding to the  $l = 0$  EXX. An offset is added to the EXX potentials to bring them into coincidence with the LDA potential.



- 
- \* Electronic address: sangeeta.sharma@uni-graz.at
- [1] A. Aguayo, I. I. Mazin, and D. J. Singh, Phys. Rev. Lett. **92**, 147201 (2004).
  - [2] S. Y. Savrasov and G. Kotliar, Phys. Rev. Lett. **84**, 3670 (2000).
  - [3] Z. Szotek, W. M. Temmerman, and H. Winter, Phys. Rev. Lett. **72**, 1244 (1994).
  - [4] A. Görling and M. Levy, Phys. Rev. A **50**, 196 (1994).
  - [5] R. J. Magyar, A. Flezar, and E. K. U. Gross, Phys. Rev. B **69**, 045111 (2004).
  - [6] M. Städele, J. A. Majewski, P. Vogl, and A. Görling, Phys. Rev. Lett. **79**, 2089 (1997).
  - [7] T. Kotani and H. Akai, Physica B **237**, 332 (1997).
  - [8] T. Kotani, J. Phys. Condens. Matter **10**, 9241 (1998).
  - [9] D. J. Singh, *Planewaves pseudopotentials and the lapw method* (1994).
  - [10] J. K. Dewhurst, S. Sharma, and C. Ambrosch-Draxl, EX-

- CITING code developed under the Research and Training Network EXCITING funded by the EU, contract No. HPRN-CT-2002-00317 (2004), URL <http://www.exciting.physics.at>.
- [11] A. Görling, Phys. Rev. B **53**, 7024 (1996).
  - [12] S. Sharma, J. K. Dewhurst, and C. Ambrosch-Draxl, *cond-mat/0501353* (2005).
  - [13] J. Bogner, W. Steiner, M. Reissner, P. Mohn, P. Blaha, K. Schwarz, R. Krachler, H. Ipser, and B. Sepiol, Phys. Rev. B **58**, 14922 (1998).
  - [14] C. J. Schinkel, F. R. de Boer, and B. de Hon, J. Phys. F: Metal Phys. **3**, 1463 (1973).
  - [15] P. Mohn, C. Persson, P. Blaha, K. Schwarz, P. Novák, and H. Eschrig, Phys. Rev. Lett. **87**, 196401 (2001).
  - [16] A. G. Petukhov, I. I. Mazin, L. Chioncel, and A. I. Liechtenstein, Phys. Rev. B **67**, 153106 (2003).
  - [17] A. V. Smirnov, W. A. Shelton, and D. D. Johnson, Phys. Rev. B **71**, 064408 (2005).
  - [18] I. N. Shabanova, V. I. Kormilets, and N. S. Terebova, J.

Electron Spectroscopy and Related Phenomena **114**, 609  
(2001).