

Edge of chaos of the classical kicked top map: Sensitivity to initial conditions

Sílvia M. Duarte Queirós^{1,*} and Constantino Tsallis^{1,2,†}

¹ Centro Brasileiro de Pesquisas Físicas

Rua Xavier Sigaud 150, 22290-180 Rio de Janeiro-RJ, Brazil

² Santa Fe Institute

1399 Hyde Park Road, Santa Fe, NM, 87501 USA

December 2, 2024

Abstract

We focus on the frontier between the chaotic and regular regions for the classical version of the quantum kicked top. We show that the sensitivity to the initial conditions is numerically well characterised by $\xi = e_q^{\lambda_q t}$, where $e_q^x \equiv [1 + (1 - q)x]^{\frac{1}{1-q}}$ ($e_1^x = e^x$), and λ_q is the q -generalization of the Lyapunov coefficient, a result that is consistent with nonextensive statistical mechanics, based on the entropy $S_q = (1 - \sum_i p_i^q)/(q - 1)$ ($S_1 = -\sum_i p_i \ln p_i$). Our analysis shows that q monotonically increases from zero to unity when the kicked-top perturbation parameter α increases from zero (unperturbed top) to α_c , where $\alpha_c \simeq 3.2$. The entropic index q remains equal to unity for $\alpha \geq \alpha_c$, parameter values for which the phase space is fully chaotic.

1 Introduction

Non-linearity is ubiquitously present in nature, e.g., fluid turbulence[1], extinction/survival of species in ecological systems[2], finance[3], the rings of Saturn[4], and others. Consistently, the study of low-dimensional non-linear maps plays a significant role for a better understanding of complex problems, like the ones just stated. In a classical context, a main characterisation of the dynamical state of a non-linear system consists in the analysis of its sensitivity to initial conditions. From this standpoint, the concept of chaos emerged as tantamount of strong sensitivity to initial conditions[5]. In other words, a system is said to be chaotic if the distance between two close initial points increases *exponentially* in time. The appropriate theoretical frame to study chaotic and regular

*E-mail: sdqueiro@cbpf.br

†E-mail: tsallis@santafe.edu

behaviour of non-linear dynamical systems is, since long, well established. It is not so for the region in between, *edge of chaos*, which has only recently started to be appropriately characterised, by means of the so-called nonextensive statistical mechanical concepts [6]. In this article we study the sensitivity to initial conditions at this intermediate region for the classical kicked top map and its dependence on the perturbation parameter α . The sensitivity to initial conditions is defined through

$$\xi(t) \equiv \lim_{\|\Delta\vec{r}(0)\| \rightarrow 0} \frac{\|\Delta\vec{r}(t)\|}{\|\Delta\vec{r}(0)\|}, \quad (1)$$

where $\Delta\vec{r}(t)$ represents the difference, at time t , between two trajectories in phase space. When the system is in a chaotic state, ξ increases, as stated previously, through an exponential law, i.e.,

$$\xi(t) \equiv e^{\lambda_1 t} \quad (\lambda_1 > 0), \quad (2)$$

where λ_1 is the maximum Lyapunov exponent (the underscript 1 will become transparent right a-head). Equation (2) can also be regarded as the solution of the differential equation, $\frac{d\xi}{dt} = \lambda_1 \xi$. In addition to this, the exponential form has a special relation with the Boltzmann-Gibbs entropy $S_{BG} \equiv -\sum_i p_i \ln p_i$. Indeed, the optimization of S_{BG} under a fixed mean value of some variable x yields $p(x) \propto e^{-\beta x}$, where β is the corresponding Lagrange parameter.

Excepting for some pioneering work[7], during many years the references to the sensitivity at the edge of chaos were restricted to mentioning that it corresponds to $\lambda_1 = 0$, with trajectories diverging as a power law of time[5]. With the emergence of nonextensive statistical mechanics[6], a new interest on that subject has appeared, and it has been possible to show details, first numerically [9][10][11][12][13] and then analytically (for one-dimensional dissipative unimodal maps)[14]. Albeit λ_1 vanishes, it is possible to express the divergence between trajectories with a form which conveniently generalizes the exponential function, namely the q -exponential form

$$\xi(t) = \exp_{q_s}(\lambda_{q_s} t) \quad (\lambda_{q_s} > 0; q_s < 1), \quad (3)$$

where $\exp_q x \equiv [1 + (1 - q)x]^{1/(1-q)}$ ($\exp_1 x = e^x$), and λ_{q_s} represents the generalised Lyapunov coefficient (the subscript s stands for *sensitivity*)[12]. Equation (3) can be looked as the solution of $\frac{d\xi}{dt} = \lambda_{q_s} \xi^{q_s}$. Analogously to strong chaos (i.e., $\lambda_1 > 0$), if we optimize the entropy [15] $S_q = \frac{1 - \sum_i p_i^q}{q-1}$ ($S_1 = S_{BG}$) under the same type of constraint as before, we obtain $p(x) \propto \exp_q(-\beta_q x)$, where β_q generalizes β .

2 The classical kicked top map

The classical kicked top corresponds to a map on the unit sphere $x^2 + y^2 + z^2 = 1$, corresponding to the following application

$$\begin{aligned} x_{t+1} &= z_t \\ y_{t+1} &= x_t \sin(\alpha z_t) + y_t \cos(\alpha z_t) \\ z_{t+1} &= -x_t \cos(\alpha z_t) + y_t \sin(\alpha z_t) \end{aligned} \tag{4}$$

where α denotes the *kick strength*. It is straightforward to verify that the determinant of the Jacobian matrix of (4) equals one, meaning that this map is *conservative*.

It is therefore quite analogous to Hamiltonian conservative systems, the phase space of which consists of a mixing of regular (the famous *KAM-tori*[8]) and chaotic regions characterised, respectively, by a linear ($q_s = 0$) and exponential ($q_s = 1$) time evolution of ξ [12]. The region of separation presents a q_s -exponential law for its sensitivity.

In Fig. 1(a) we exhibit a trajectory where the various regions can be seen. In Figs. 1 (b,c,d) we see the time evolution of ξ for the three possible stages: regular, edge of chaos and chaotic, respectively. It is worthy mentioning at this point that the quantum version of this map constitutes a paradigmatic example of quantum chaos. At its threshold to chaos, it has been verified a nonextensive behaviour (for details see [16]).

We analysed here the sensitivity to initial conditions on the verge of chaos of (4), for several values of the kick strength $\alpha \in [0, 4]$ averaged over a set of (typically 50) initial conditions for each value of α . More precisely, for fixed α , aided by its typical orbits, we determined a set of points in the regular-chaos border and then, for these points, determined the average value of ξ at time t . See typical results in Figs. 2 and 3.

We verify that the increase of α induces a gradual approach of q_s to 1. This behaviour is in accordance with what was verified[12] for a non-linear system composed by two symplectically coupled standard maps.

Summarising, we numerically analysed the sensitivity to initial conditions at the edge of chaos of the conservative classical kicked top, and found that its time evolution exhibits a q_s -exponential behavior in all cases. For $\alpha = 0$, the phase space is composed by a regular region, where the sensitivity depends linearly on time, hence $q_s = 0$. As α increases, the top is more perturbed, hence chaotic regions emerge in phase space. Above some critical value $\alpha_c \simeq 3.2$, the chaotic region fulfils the entire phase space. Consistently, the usual exponential dependence (i.e., $q_s = 1$) is recovered. These results can be useful to understand, within a nonextensive statistical mechanical framework, the everlasting *metastable* states that are known to exist in systems composed of many symplectically coupled maps[17], as well as in isolated many-body long-range-interacting classical Hamiltonians[18].

We would like to thank F. Baldovin and G.F.J. Añaños for fruitful dis-

cussions, as well as FAPERJ, PRONEX and CNPq (Brazilian agencies) and FCT/MCES (Portuguese agency) for partial financial support.

References

- [1] C. Beck, *Physica A* **233**, 419 (1996).
- [2] V. Volterra, *Leçon sur la théorie mathématique de la lutte pour la vie*, (Gauthier-Villars, Paris, 1931); G.A. Tsekouras, A. Provata and C. Tsallis, *Phys. Rev. E* **69**, 016120 (2004).
- [3] L. Borland, *Phys. Rev. Lett.* **89**, 098701 (2002); J.D. Farmer, *Toward Agent-Based Models for Investment in Developments in Quantitative Investment Models*, ed. R.M. Darnell (Assn for Investment Management, 2001).
- [4] J. Fröyland, *Introduction to Chaos and Coherence* (IOP Publishing, Bristol, 1992).
- [5] Ya. Pesin, *Russ. Math. Surveys* **32**, 55 (1977); *Hamiltonian Dynamical Systems: A Reprint Selection*, eds. R.S. MacKay and J.D. Meiss (Adam Hilger, Bristol, 1987).
- [6] M Gell-Mann and C. Tsallis, eds., *Nonextensive Entropy- Interdisciplinary Applications* (Oxford University Press, New York, 2004).
- [7] P. Grassberger and M. Scheunert, *J. Stat. Phys.* **26**, 697 (1981); T. Schneider, A. Politi and D. Wurtz, *Z. Phys. B* **66**, 469 (1987); G. Anania and A. Politi, *Europhys. Lett.* **7**, 119 (1988); H. Hata, T. Horita and H. Mori, *Progr. Theor. Phys.* **82**, 897 (1989).
- [8] G. M. Zaslavsky, R. Z. Sagdeev, D. A. Usikov and A. A. Chernikov, *Weak chaos and quasi-regular patterns*, (Cambridge University Press, Cambridge, 1992).
- [9] C. Tsallis, A.R. Plastino and W.-M. Zheng, *Chaos, Solitons & Fractals* **8**, 885 (1997).
- [10] M. L. Lyra and C. Tsallis, *Phys. Rev. Lett.* **80**, 53 (1998).
- [11] E.P. Borges, C. Tsallis, G.F.J. Añãños, and P.M.C. de Oliveira, *Phys. Rev. Lett.* **89**, 254103 (2002).
- [12] G.F.J. Añãños, F. Baldovin and C. Tsallis, cond-mat/0403656.
- [13] G.F.J. Añãños and C. Tsallis, *Phys. Rev. Lett.* **93**, 020601 (2004).
- [14] F. Baldovin and A. Robledo, *Europhys. Lett.* **60**, 518 (2002), and *Phys. Rev. E* **66**, R045104(2002).
- [15] C. Tsallis, *J. Stat. Phys.* **52**, 479 (1988).

- [16] Y. Weinstein, S. Lloyd and C. Tsallis, *Phys. Rev. Lett.* **89**, 214101 (2002); also in *Decoherence and Entropy in Complex Systems*, ed. H.T. Elze, Lecture Notes in Physics (Springer, Heidelberg, 2003).
- [17] F. Baldovin, E. Brigatti and C. Tsallis, *Phys. Lett. A* **320**, 254 (2004); F. Baldovin, L.G. Moyano, A.P. Majtey, A. Robledo and C. Tsallis, *Physica A* **340**, 205 (2004).
- [18] V. Latora, A. Rapisarda and C. Tsallis, *Phys. Rev. E* **64**, 056134 (2001); F.D. Nobre and C. Tsallis, *Phys. Rev. E* **68**, 036115 (2003).

Figure 1: (a) Orbit of the $\alpha = 2.3$ kicked top, where the chaotic and regular regions are visible. The spherical phase space is projected onto $x - z$ plane by multiplying the x and z coordinates of each point by R/r where $R = \sqrt{2(1 - |y|)}$ and $r = \sqrt{1 - y^2}$. (b-d) Time dependence of the sensitivity ξ to initial conditions (with $\|\Delta\vec{r}(0)\| = 10^{-10}$) at (b) regular region (\blacktriangle ; *linear* evolution), (c) edge of chaos (\blacklozenge ; *q_s -exponential* evolution), and (d) chaotic region (\blacktriangledown , *exponential* evolution).

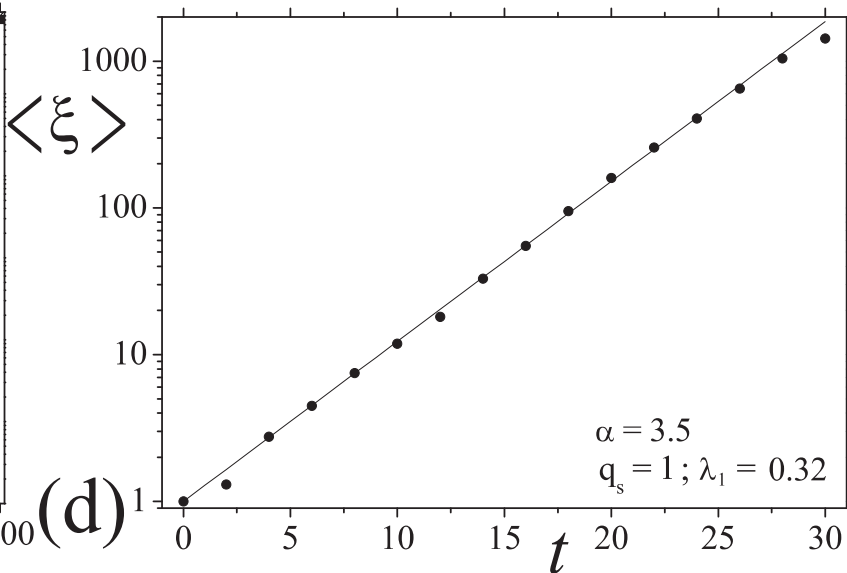
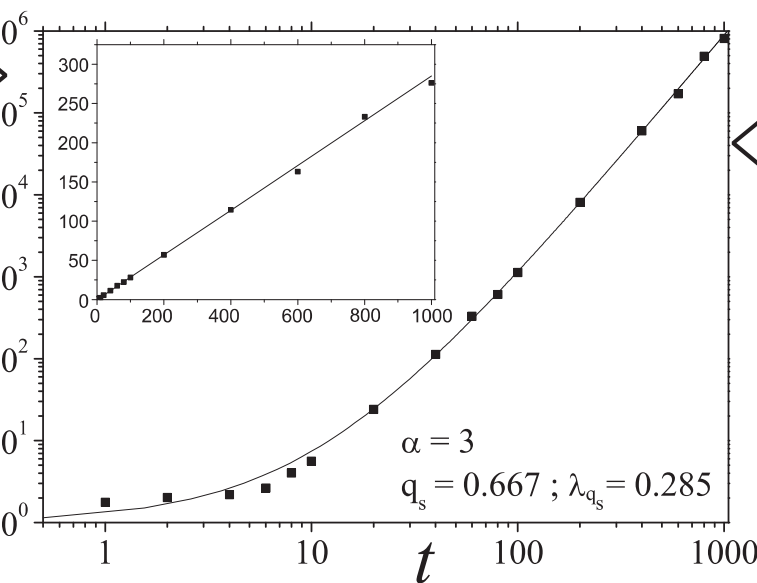
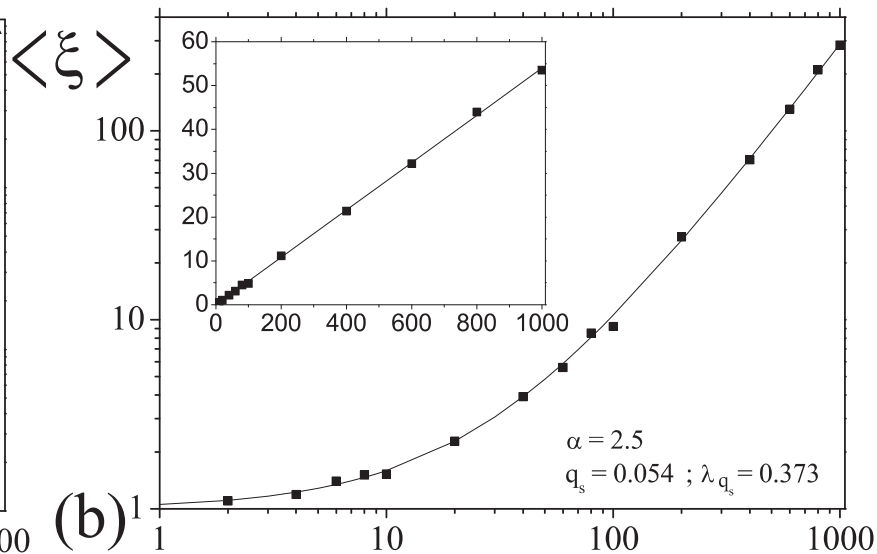
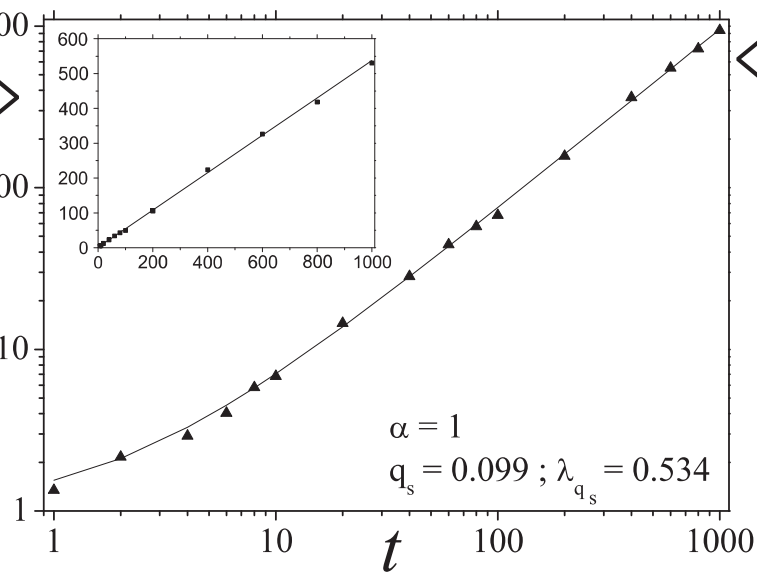
Figure 2: Time dependence of the averaged (over close to 50 points of the edge of chaos region) sensitivity $\langle \xi \rangle$ to initial conditions, for typical values of α . *Insets:* Same data, but using a \ln_{q_s} - ordinate, where $\ln_q(x) \equiv (x^{1-q} - 1)/(1 - q)$ ($\ln_1 = \ln$) . With this *q-logarithm* ordinate, the slope of the straight line is simply λ_{q_s} .

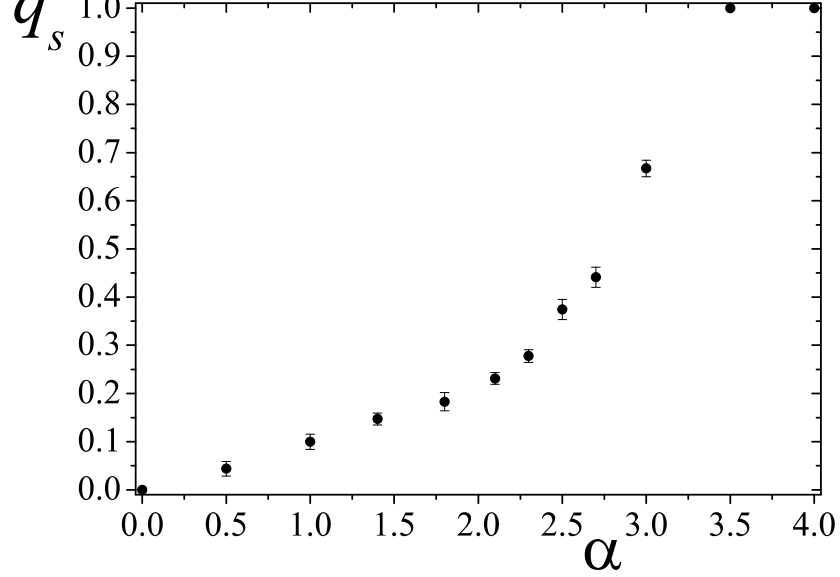
Figure 3: The α -dependence of q_s . For some critical value $\alpha_c \simeq 3.2$, q_s reaches unity (corresponding to fully chaotic phase space), and maintains this value for all $\alpha \geq \alpha_c$.

Figure 4: Representation of the orbits for typical values of α . As α increases we verify the emergence of chaotic regions that, for $\alpha_c \geq \alpha_c \simeq 3.2$, fulfil the entire phase space.

This figure "fig1.jpg" is available in "jpg" format from:

<http://arxiv.org/ps/cond-mat/0501230v1>





This figure "fig4.jpg" is available in "jpg" format from:

<http://arxiv.org/ps/cond-mat/0501230v1>