

# Interplay of Dynamics, Traffic and Topology on Technological Networks

Wen-Xu Wang<sup>1</sup>, Bo Hu<sup>1</sup>, Gang Yan<sup>2</sup>, Qing Ou<sup>1</sup>, and Bing-Hong Wang<sup>1\*</sup>

<sup>1</sup>*Nonlinear Science Center and Department of Modern Physics,*

<sup>2</sup>*Department of Electronic Science and Technology,  
University of Science and Technology of China,  
Hefei, 230026, P.R. China*

(Dated: February 8, 2020)

For most networks, the interplay of dynamics, traffic and topology is crucial to their evolution. In this paper, we propose a traffic-driven evolution model of weighted technological networks in the light of such interplay. By introducing a general strength-coupling mechanism under which the traffic and topology mutually interact, the model gives power-law distributions of degree, weight and strength, as confirmed in many real networks. Particularly, depending on a parameter  $W$  that controls the total weight growth of the system, the nontrivial clustering coefficient  $C$ , degree assortativity coefficient  $r$  and degree-strength correlation are all in consistence with empirical evidences.

PACS numbers: 02.50.Le, 05.65.+b, 87.23.Ge, 87.23.Kg

The past few years have witnessed a great devotion of physicists to understand and characterize the underlying mechanisms of complex networks including the Internet [1], the WWW [2], the scientific collaboration networks [3, 4] and the airport systems [5, 6]. So far, researches on networks have mainly focused on unweighted graphs. Barabási and Albert have proposed a well-known model (BA model) that introduces the degree preferential attachment mechanism to mimic unweighted growing networks [7]. Most recently, the availability of more complete empirical data has allowed scientists to consider the variation of the weights of links that reflect the physical characteristics of many real networks. Obviously, there is a need for a modelling approach to complex networks that goes beyond the purely topological point of view. To shed some light on this point, Alain Barrat, et al. have recently presented a model (BBV model) that integrates the topology and weight dynamical evolution to study the growth of weighted networks [8]. BBV model yields scale-free properties of the degree, weight and strength distributions controlled by an introduced parameter  $\delta$ . However, its weight dynamical evolution is triggered only by newly added vertices. For this reason, it could hardly give as general interpretations as they claimed to the collaboration networks or the airport systems. In fact, the dynamics and properties of social and technological networks are quite different and should be addressed individually.

Weighted networks are often described by an adjacency matrix  $w_{ij}$  which represents the weight on the edge connecting vertices  $i$  and  $j$ , with  $i, j = 1, \dots, N$ , where  $N$  is the size of the network. In the following, we will only consider undirected graphs, where the weights are symmetric ( $w_{ij} = w_{ji}$ ). The inclusion of weight properties into complex networks are indispensable for further un-

derstanding the real nets that contain both topological and physical content. As confirmed by measurements, complex networks often exhibit a scale-free degree distribution  $P(k) \sim k^{-\gamma}$  with  $2 \leq \gamma \leq 3$  [5, 6]. The weight distribution  $P(w)$  that any given edge has weight  $w$  is another significant characterization of weighted networks, and it is found to be heavy tailed, spanning several orders of magnitude [9]. A natural generalization of connectivity in the case of weighted networks is the vertex strength described as below:

$$s_i = \sum_{j \in \Gamma(i)} w_{ij}, \quad (1)$$

where the sum runs over the set  $\Gamma(i)$  of neighbors of node  $i$ . The strength of a vertex integrates the information about its connectivity and the weights of its links. Empirical evidence indicates that in most cases the strength distribution has a fat tail [6], similar to the power law of degree distribution. Highly correlated with the degree, the strength usually displays scale-free property  $s \sim k^\beta$  [10, 11].

Are there universal features of network dynamics? Networks are not only specified by their topology but also by the dynamics of weight (e.g. information flow) taking place along the links. For instance, the heterogeneity in the intensity of connections may be very important in understanding technological systems. Analogously, the amount of traffic characterizing the connections of communication systems or large transport infrastructure is fundamental for a full description of these networks [12]. The previous models of complex networks always incorporate the (degree or strength) preferential attachment mechanism, which may result in scale-free properties. Essentially, this mechanism just describes interactions between the newly-added node and the old ones. But it is not the whole story, since interactions between nodes are universal in both social and technological systems. Perhaps, the most reasonable and simplest way to express such interactions is by the product form of related vertex

---

\*Electronic address: bhwang@ustc.edu.cn, Fax: +86-551-3603574.

strengths, i.e. the pairwise interaction between vertices  $i$  and  $j$  is proportional to  $s_i s_j$  (strength coupling form). Let's review BA model: a new vertex  $n$  is added with  $m$  edges that are randomly attached to an existing vertex  $i$  according to the degree preferential probability, which can be written in the product form of degrees

$$\Pi_{n \rightarrow i}^{BA} = \frac{k_i}{\sum_j k_j} = \frac{k_n k_i}{\sum_j k_n k_j}. \quad (2)$$

Analogously, in BBV networks one can rewrite the strength preferential probability in the strength-coupling form

$$\Pi_{n \rightarrow i} = \frac{s_i}{\sum_j s_j} = \frac{s_n s_i}{\sum_j s_n s_j}. \quad (3)$$

We argue that such interactions (actually driven by traffic) exist between old vertices in the same way, and will considerably affect the flows between them and the topological structure. There are two points. First, new edges should be allowed to add between old nodes; second, the pre-existing flows along the links will be updated with the growth of networks. Indeed, physical interaction of nodes plays a crucial role in determining the network topology during its dynamical evolution. Our above perspectives have been partly inspired by the work of Dorogovtsev and Mendes (DM) [13] who proposed a class of undirected and unweighted models where new edges are added between old sites (internal edges) and existing edges can be removed (edge removal).

In this letter, we shall present a model for weighted technological networks that considers the time evolution of topology under the general interactions of vertices driven by traffic along links. It can mimic the reinforcement of internal connections and the evolution of many infrastructure networks. The diversity of scale-free characteristics, nontrivial clustering coefficient, assortativity coefficient and strength-degree correlation that have been empirically observed in real networked structures can be naturally explained by the microscopic mechanisms of this model. Moreover, in contrast with previous models where weights are assigned statically [14, 15] or rearranged locally (BBV model), we allow the flows to be widely updated during the growth of the system.

The model starts from an initial configuration of  $N_0$  vertices connected by links with assigned weight  $w_0$ . From the beginning of the evolution, all the possible connections (existing or not) at each time step are supposed to update their weights due to the strength-coupling mechanism (i.e. traffic-driven interactions):

$$w_{ij} \rightarrow w_{ij} + \Delta w_{ij}, \quad (4)$$

where

$$\Delta w_{ij} = \begin{cases} 1, & \text{with probability } W p_{ij} \\ 0, & \text{with probability } 1 - W p_{ij}, \end{cases} \quad (5)$$

$$p_{ij} = \frac{s_i s_j}{\sum_{a < b} s_a s_b}, \quad (6)$$

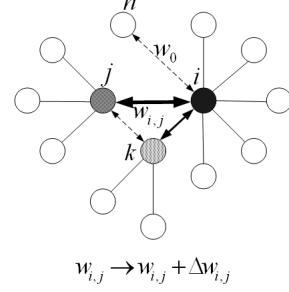


FIG. 1: Illustration of the evolution dynamics. A new node  $n$  connects to a node  $i$  with probability proportional to  $s_i / \sum_j s_j$ . The thickness of nodes and links respectively represents the magnitude of strength and weight. New connections (dashed) can be built between pre-existing nodes and the bilateral links represent the traffic growing process along links under the general mechanism of strength couplings.

and

$$\langle \sum_{i < j} \Delta w_{ij} \rangle = W. \quad (7)$$

Here,  $p_{ij}$  integrates the strength coupling of vertices  $i$  and  $j$ , and defines the increment probability of weight  $w_{ij}$  (if  $i$  and  $j$  are unconnected,  $w_{ij} = 0$ ). The total weight of the edges in statistical sense is modified by the amount equal to  $W$ , which is assumed as a constant integer for simplicity. At the same time step, a new vertex  $n$  is then added with  $m$  edges that are randomly attached to an existing vertex  $i$  according to the strength preferential probability  $\Pi_{n \rightarrow i}$  (Eq. (3)). The weight of each new edge is also fixed to  $w_0$ . In fact, the strength preferential attachment is essentially the same with the traffic-driven interaction mechanism as we have argued.

The network provides the substrate on which numerous dynamical processes occur. In previous models, traffic was often assumed just as an appendix to the network structure. Actually, “dynamics, traffic, and the underlying topology are mutually correlated and it is very important to define appropriate quantities and measures capable of capturing how all these ingredients participate in the formation of complex networks. [12]” Technology networks provide large empirical database that simultaneously captures the topology and the dynamics taking place on it. For Internet, the information traffic between routers (nodes) can be represented by the corresponding edge weight. The total traffic that each router deals with can be denoted by the node strength, which also represents the importance of given router. The increasing information flow as an internal demand always spurs the expansion of technological networks. Specifically, the largest contribution to the growth is given by the emergence of links between already existing nodes. This clearly points out that the Internet growth is strongly driven by the need of a redundancy wiring and an increasing need of available bandwidth for data transmission [11]. On one end, newly-built links (between exist-

ing routers) are supposed to preferentially connect high strength routers, because otherwise, it would lead to the unnecessary traffic congestion along indirect paths that connect those high strength nodes. Naturally, traffic along existing links between high strength routers, in general, increases faster than that between low strength routers. All the points are reflected in our strength-coupling mechanism. On the other end, new routers preferentially connect to routers with larger bandwidth and traffic handling capabilities (the strength driven attachment). Those phenomena also exist in airport system, power grid, and railroad network; and they could be explained by the traffic-driven mechanism of our model. For power grid and railroad network, the cost by distance has a distinct effect to their topological properties. Their degree distributions, for example, are not scale-free. In a word, topogy and traffic interact with each other in networks under general interactions of vertices driven by the internal increasing traffic demand.

The model time is measured with respect to the number of nodes added to the graph, i.e.  $t = N - N_0$ , and the natural time scale of the model dynamics is the network size  $N$ . In response to the demand of increasing traffic, the system must expand. Therefore, it might be reasonable to suppose that the total weight on the networks increases synchronously by the natural time scale. That is why we assume the parameter  $W$  as a constant. This simplification also makes it possible to obtain analytical expression for the evolution of strengths and the relative statistical distribution. Let  $N(s, t)$  denote the number of nodes with strength  $s$  at time step  $t$ , then

$$N(s, t+1) = N(s, t) + \delta_{sm} + \frac{(m+2W)}{(2m+2W)t} [(s-1)N(s-1, t) - sN(s, t)]. \quad (8)$$

From Eq. (8), one can analytically obtain the power-law distribution of strength ( $P(s) \sim s^{-\alpha}$ ) with the exponent:

$$\alpha = 2 + \frac{m}{m+2W}. \quad (9)$$

Obviously, when  $W = 0$  the model is topologically equivalent to the BA network and the value  $\alpha = 3$  is recovered. For larger values of  $W$ , the distribution is gradually broader with  $\alpha \rightarrow 2$  when  $W \rightarrow \infty$ .

We performed numerical simulations of networks generated by choosing different values of  $W$  and fixing  $N_0 = 3$ ,  $m = 3$  and  $w_0 = 1$ . Fig. 2(a) gives the probability distribution  $P(s) \sim s^{-\alpha}$ , which is in good agreement with the theoretical predictions. We also report the average strength  $s_i$  of vertices with degree  $k_i$ , which displays a nontrivial power-law behavior  $s \sim k^\beta$  as confirmed by empirical measurement. Unlike BBV networks (where  $\beta = 1$ ), the exponent  $\beta$  here varies with the parameter  $W$  in a nontrivial way as shown in Fig. 2(b). Moreover, the major difference between our model and DM network is reflected in the strength-degree correlation graph. Though DM model allows the emergence

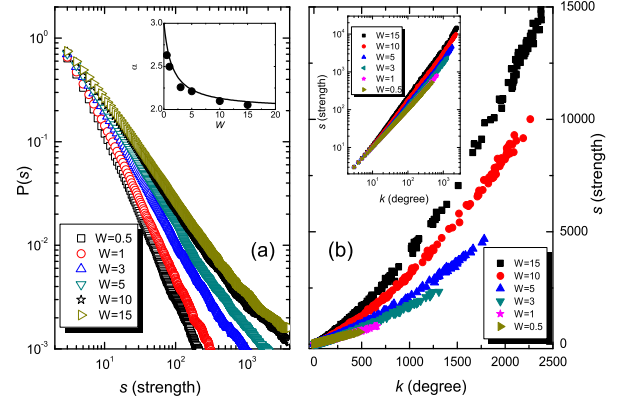


FIG. 2: (a) Probability distribution  $P(s)$ . Data are consistent with a power-law behavior  $s^{-\alpha}$ . In the inset we give the value of  $\alpha$  obtained by data fitting (filled circles), together with the analytical expression  $\alpha = 2 + m/(m + 2W)$  (line). The data are averaged over 20 networks of size  $N=5000$ . (b) Strength  $s_i$  versus  $k_i$  for various values of  $W$ . The inset (log-log scale) confirms the correlation of  $s \sim k^\beta$ , where  $\beta$  is monotonously increasing with the parameter  $W$ .

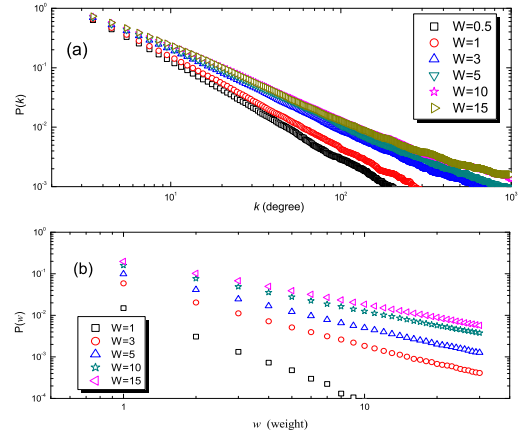


FIG. 3: (a) Probability distribution of the degrees  $P(k) \sim k^{-\gamma}$ . (b) Probability distribution of the weights  $P(w) \sim w^{-\eta}$ . The data are averaged over 20 networks of size  $N=5000$ .

of internal edges, it could not mimic the reinforcement of pre-existing connections in that it is unweighted. The nontrivial  $s \sim k^\beta$  correlation demonstrates the significant part of weight increment along existing edges, and thus implies that our model is reasonable in the light of traffic flow. More importantly, one could check the scale-free property of degree distribution ( $P(k) \sim k^{-\gamma}$ ) by combin-

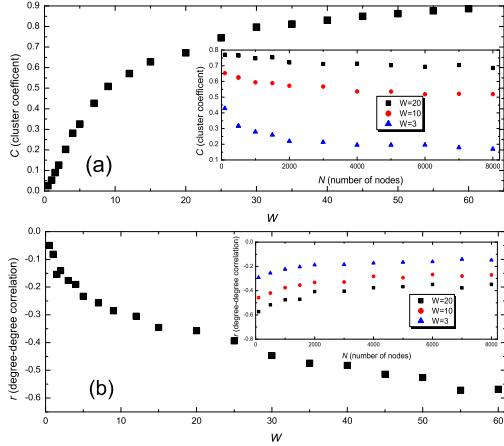


FIG. 4: (a) Clustering coefficient  $C$  depending on the parameter  $W$ . In the inset, we report the evolution of clustering coefficient (or  $C$  versus  $N$ ) which converges soon. (b) Degree-degree correlation  $r$  depending on  $W$ . In the inset, we report its evolution which converges soon.

ing  $s \sim k^\beta$  with power-law distribution of strength. The exponent  $\gamma$  is calculated as:

$$\gamma = \beta(1 + \alpha) - 1. \quad (10)$$

The scale-free properties of weight and degree obtained from simulations are presented in Fig. 3(a)(b). Finally, it must be stressed that for both BA and BBV networks, the clustering coefficients are quite small, far from the reality that exhibits a variety of small-world properties. In the present model, however, clustering coefficient  $C$  is found to be a function of  $W$ , as shown in Fig. 4(a).

Another leading question for network research is “Why are social networks all assortative, while all biological and technological networks disassortative? [12]” In the social networks, connections between people may be assortative by language or by race. Mixing can also be disassortative, i.e. vertices in the network preferentially form connections to others unlike them. Newman proposed some simple measures for these types of mixing, which we call assortativity coefficients [16]. In the case of mixing by vertex degree, a remarkable pattern emerges. Almost all the social networks studied show positive assortativity coefficients while all others, including technological and biological networks, show negative coefficients. It is not clear if this is a universal property; the origin of this difference is not understood either. In our views, it represents a feature that should be addressed in each network individually. We argue that the adaptive evolution of topology in response to the increasing traffic is the major cause of disassortative mixing of technological networks. Using the formula defined in Ref. [16] (Eq. (26)), we calculate the degree assortativity coefficient (or degree-degree correlation)  $r$  of the graphs generated by our model. Simulations given in the Fig. 4(b) are supported by empirical measurements [16].

In conclusion, the universal interactions of nodes and internal traffic demand of the system will determine the topology evolution of technological network. This general traffic-driven mechanism provides a wide variety of scale-free behaviors, clustering coefficient and nontrivial correlations, depending on the parameter  $W$  that governs the total weight growth. All the results are supported by empirical data. Therefore, our present model for all practical purposes will demonstrate its applications in future weighted network research.

We gratefully thank Yan-Bo Xie and Tao Zhou for useful discussions. This work is supported by NNSFC under Grant No. 10472116 and No. 70271070.

- 
- [1] R. Pastor-Satorras and A. Vespignani, *Evolution of networks: From Biological Nets to the Internet and WWW* (Oxford University Press, Oxford, 2003).
  - [2] R. Albert, H. Jeong, and A.-L. Barabási, *Nature* **401**, 130 (1999).
  - [3] M.E.J. Newman, *Phys. Rev. E* **64**, 016132 (2001).
  - [4] A.-L. Barabási, H. Jeong, Z. Neda, E. Ravasz, A. Schubert, and T. Vicsek, *Physica (Amsterdam)* **311A**, 590 (2002).
  - [5] R. Guimera, S. Mossa, A. Turttschi, and L.A.N Amearal, *cond-mat/0312535*.
  - [6] A. Barrat, M. Barthélemy, R. Pastor-Satorras, and A. Vespignani, *Proc. Natl. Acad. Sci. U.S.A.* **101**, 3747 (2004).
  - [7] R. Albert and A.-L. Barabási, *Rev. Mod. Phys.* **74**, 47 (2002).
  - [8] A. Barrat, M. Barthélemy, and A. Vespignani, *Phys. Rev. Lett.* **92**, 228701 (2004).
  - [9] C. Li and G. Chen, *cond-mat/0309236*; *cond-mat/0311333*.
  - [10] K.-I. Goh, B. Kahng, and D. Kim, *cond-mat/0410078* (2004).
  - [11] R. Pastor-Satorras, A. Vázquez, and A. Vespignani, *cond-mat/0105161* (2002).
  - [12] Virtual Round Tabel on ten leading questions for network research, L.A.N. Amaral, A. Barrat, A.L. Barabasi, et al. *Eur. Phys. J. B* **38**, 143-145 (2004).
  - [13] S.N. Dorogovtsev and J.F.F. Mendes, *Europhys. Lett.* **50**, 33 (2000).
  - [14] S.H. Yook, H. Jeong, A.-L. Barabási, and Y. Tu, *Phys. Rev. Lett.* **86**, 5835 (2001).
  - [15] D. Zheng, S. Trimper, B. Zheng, and P.M. Hui, *Phys. Rev. E* **67**, 040102 (2003).
  - [16] M. E. J. Newman, *Phys. Rev. E* **67**, 026126 (2003).