

Resonant tunneling in short Josephson junctions

Z. Radović*, I. Petković* and N. Chtchelkatchev†

*Faculty of Physics, University of Belgrade, P.O. Box 368, 11001 Belgrade, Serbia

†L.D.Landau Institute for Theoretical Physics, 117940 Moscow, Russia

Abstract. Josephson effect in short ballistic SINIS and SIFIS double-tunnel junctions, consisting of clean superconductors (S), a normal metal (N) or metallic ferromagnet (F), and insulating interfaces (I) is studied. For SINIS double-tunnel junctions, sharp peaks in the critical Josephson current as a function of the junction width result from the resonant amplification of the Andreev process when the quasi-bound states enter the superconducting gap. For SIFIS double-tunnel junctions spin split quasi-bound states partially amplify the supercurrent and trigger the transitions between 0 and π states of the junction. Instead of the critical current reaching a peak value (which happens when the Andreev states cross the Fermi surface in SINIS junctions), a narrow dip opens up exactly at the peak due to the compensation of partial currents flowing in opposite directions. This is related to the spin polarization of Andreev states and explains the coexistence of stable and metastable 0 and π states in the vicinity of the transition. With increased barrier transparency, the described mechanism of 0 – π transitions is modified by the broadening and overlapping of quasi-bound states (transmission resonances). Temperature-induced transitions both from 0 to π and from π to 0 states are studied by computing the phase diagram (temperature vs. junction width) for different interfacial transparencies varying from metallic (transparent) to the tunnel limit.

INTRODUCTION

Recently, many interesting phenomena were investigated in superconductor (S) - ferromagnet (F) Josephson junctions [1]. One of the most interesting effects is the so-called π state of SFS junctions [2, 3], in which the equilibrium ground state is characterized by an intrinsic phase difference $\phi = \pi$ between two superconductors. The Josephson effect in double-barrier SIFIS junctions, with a clean metallic ferromagnet between two insulating interfaces (I) is studied by solving the scattering problem based on Bogoliubov - de Gennes equation, and it is found that spin split quasiparticle transmission resonances contribute significantly to the Andreev process [4]. Experiments with dirty SFS junctions show that π state corresponds to lower temperatures than 0 state [5], while the converse is predicted for ballistic one-barrier junctions [6, 7]. However, in the corresponding double-barrier junctions temperature-induced transitions are possible both from 0 to π and from π to 0 [4]. For SINIS junctions (with a clean non-ferromagnetic normal metal N), sharp peaks in the critical Josephson current I_C as a function of the junction width d result from the resonant amplification of the Andreev process when the quasi-bound states enter the superconducting gap [8, 9]. For SIFIS junctions the mechanism of 0 – π transitions can be fully revealed in the tunnel limit [10], as well as the coexistence of stable and metastable 0 and π states [11].

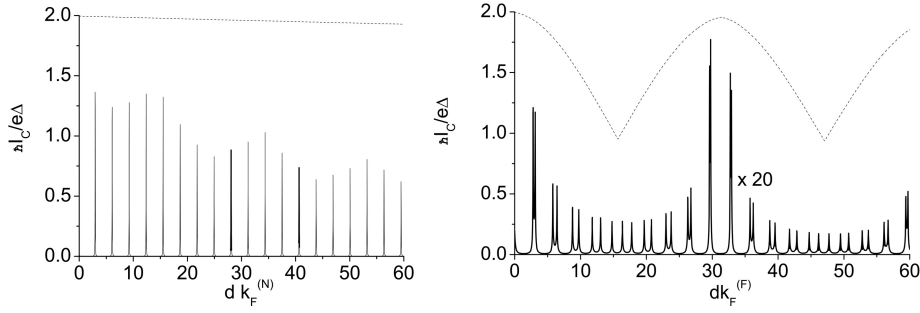


FIGURE 1. Critical Josephson current I_C as a function of the interlayer thickness d at zero temperature for transparent ($Z = 0$, dashed curves) and low-transparent ($Z = 10$, solid curves) interfaces. SINIS junction (left panel) and SIFIS junction with normalized exchange energy $\hbar/E_F^{(F)} = 0.1$ (right panel). Note that $I_C(d)$ for low-transparent SIFIS junction is 20 times its original value.

JOSEPHSON CURRENT

We consider a ballistic double-barrier SIFIS junction with one channel open for quasi-particle propagation. Assuming the junction shorter than the coherence length, we calculate the Josephson current $I(\phi)$, carried by the Andreev levels $E_{n\sigma}(\phi)$ for a given phase difference ϕ , using the relation

$$I(\phi) = \frac{2e}{\hbar} \partial_\phi \Omega(\phi),$$

where the free energy of the junction $\Omega(\phi)$ is

$$\Omega(\phi) = -k_B T \sum_{n\sigma} \ln[\cosh(\frac{E_{n\sigma}(\phi)}{2k_B T})],$$

and n, σ are orbital and spin quantum numbers. Andreev levels, $E_{n\sigma}(\phi)$ measured with the respect to the Fermi energy, are calculated from the scattering problem based on the Bogoliubov - de Gennes equation [10]. The results are illustrated in Figs. 1-4. In all illustrations superconductors are characterized by $\Delta/E_F^{(S)} = 10^{-3}$, Fermi energies of the two metals are equal, $E_F^{(F)} = E_F^{(S)}$, in F/ N interlayers the normalized exchange energy is $\hbar/E_F^{(F)} = 0.1 / 0$, and insulating barriers are characterized by the parameter Z related to one-barrier transmission probability by $T = 1/(1 + Z^2)$.

Spin split Andreev states with opposite spin orientation and energy sign (above and below the Fermi level) pair up and carry two spin neutral supercurrent components depending on the phase difference ϕ . However, in the case of low interface transparency, these two components can not be simultaneously amplified by two same-spin pairs of quasi-bound states entering the superconducting gap for different F layer widths (but sufficiently close for some amplification to take place). Instead of the critical current reaching a peak value (which happens when the Andreev states cross the Fermi surface in SINIS junctions), a narrow dip opens up exactly at the peak coinciding with the $0 - \pi$ transition region, Fig. 1. At the transitions, spin unpolarized Andreev states (with opposite spin orientation on the same side of the Fermi surface) become spin polarized, or vice versa. This is shown for two neighbouring peaks in Fig. 2 and 3.

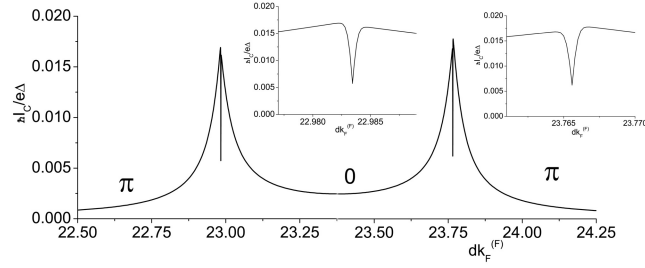


FIGURE 2. Two neighboring peaks in $I_C(d)$ for SIFIS junction with $\hbar/E_F^{(F)} = 0.1$ and $Z = 10$. Insets: dips at $0 \leftrightarrow \pi$ transitions.

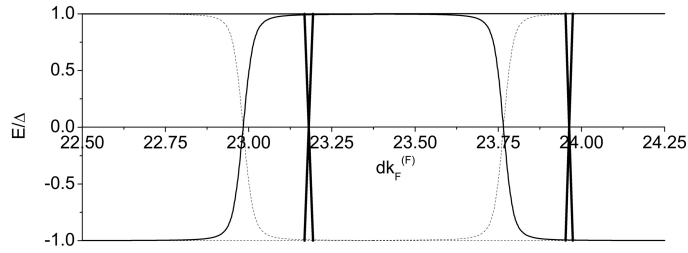


FIGURE 3. Andreev states for spin up (solid curves) and spin down (dashed curves) for the same parameters as in Fig. 2. For comparison, spin split bound states, spin down (left) and spin up (right) of a fully isolated ferromagnetic layer (thick lines) are shown.

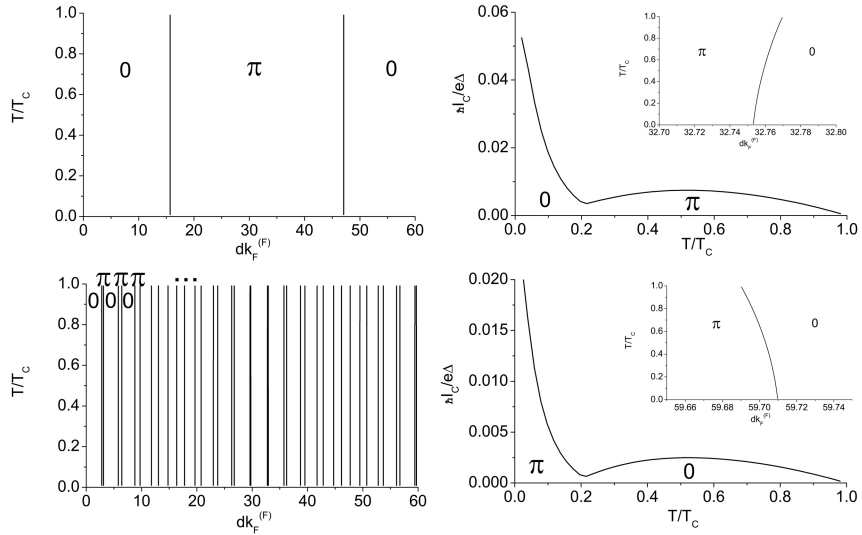


FIGURE 4. Phase diagram, temperature vs junction width, for the same parameters as in Fig. 1 (right panel). Temperature variation of I_C for two examples showing the temperature induced transitions from 0 to π and from π to 0 state.

We point out that, in contrast to the one-barrier problem [6, 7], spin polarized Andreev states do not correspond necessarily to the π state of the junction, nor unpolarized to the 0 state [10]. In the transition region, dip in $I_C(d)$, there is coexistence of stable and metastable 0 and π states [11]. With increased barrier transparency, the described mechanism of 0 – π transitions is modified by the broadening and overlapping of quasibound states.

Temperature-induced transitions both from 0 to π and from π to 0 are studied by computing the phase diagram (temperature vs. junction width) for different interfacial transparencies from metallic (transparent) to tunnel limit, Fig. 4. In the same Figure, the characteristic non-monotonic dependence of $I_C(T)$ with a well pronounced dip at the transition is also shown.

CONCLUSION

We have shown the resonant nature of 0 – π transitions in SIFIS junctions. Unlike SINIS structures, in low-transparent SIFIS junctions, peaks in $I_C(d)$ curves never reach the corresponding value for transparent junctions, instead they trigger 0 – π transitions. We have shown that the rule: the π state is characterized by net spin polarization of the current-carrying Andreev levels [11], is not quite general. In double-barrier ballistic SIFIS junctions, the situation can be the opposite. We generalized the previous "rule": 0 – π transition is characterized by a switch of net spin-polarization of current-carrying Andreev levels. We also demonstrated that in the phase diagram of SIFIS junctions the π state can correspond to lower temperatures with respect to 0 state and vice versa depending on the parameter choice, which is in agreement with experimental observation [5].

REFERENCES

1. A. Bauer, J. Betner, M. Aprili, M. L. Della Rocca, M. Reinwald, W. Wegscheider, and C. Strunk, *Phys. Rev. Lett.* **92**, 217001 (2004).
2. L. N. Bulaevskii, V. V. Kuzii, and A. A. Sobyenin, *JETP Lett.* **25**, 290 (1977).
3. A. I. Buzdin, L. N. Bulaevskii, and S. V. Paniukov, *JETP Lett.* **35**, 178 (1982).
4. Z. Radovic, N. Lazarides, and N. Flytzanis, *Phys. Rev. B* **68**, 014501 (2003).
5. V. V. Ryazanov, V. A. Oboznov, A. Yu. Rusanov, A. V. Veretennikov, A. A. Golubov, and J. Aarts, *Phys. Rev. Lett.* **86**, 2427 (2001).
6. N. Chtchelkatchev, W. Belzig, Yu. V. Nazarov, and C. Bruder, *JETP Lett.* **74**, 323 (2001).
7. Yu. S. Barash and I. V. Bobkova, *Phys. Rev. B* **65**, 144502 (1991).
8. W. J. Beenakker and H. van Houten, *Phys. Rev. Lett.* **66**, 3056 (1991).
9. I. Petkovic, diploma work, University of Belgrade (2003).
10. I. Petkovic, Z. Radovic, and N. Chtchelkatchev, to be published (2004).
11. Z. Radovic, L. Dobrosavljevic-Grujic, and B. Vujicic, *Phys. Rev. B* **66**, 214512 (2001).
12. Y. Tanaka and S. Kashiwaya, *Physica C* **274**, 357 (1997).