

Entropy production and Pesin identity at the onset of chaos

Roberto Tonelli,^{1,2,3,*} Giuseppe Mezzorani,^{1,3,†} Franco
Meloni,^{1,2,‡} Marcello Lissia,^{3,1,§} and Massimo Coraddu^{1,3,¶}

¹*Dipart. di Fisica dell'Università di Cagliari, I-09042 Monserrato (CA), Italy*

²*INFM-SLACS Laboratory, I-09042 Monserrato (CA), Italy*

³*Ist. Naz. Fisica Nucleare (I.N.F.N.) Cagliari, I-09042 Monserrato (CA), Italy*

(Dated: December 28, 2004)

Abstract

Asymptotically entropy of chaotic systems increases linearly and the sensitivity to initial conditions is exponential with time: Pesin equality relates these two behaviors. Numerical evidences support the proposal that the statistical formalism can be extended to the edge of chaos by using a specific generalization of the exponential and of the Boltzmann-Gibbs entropy. We demonstrate that this picture and, in particular, the linear growth of the entropy and an extended version of the Pesin identity are valid for a wide class of deformed entropies and exponentials using the logistic map as a test case. The nature and characteristics of this generalization are clarified.

*Electronic address: roberto.tonelli@dsf.unica.it

†Electronic address: giuseppe.mezzorani@ca.infn.it

‡Electronic address: franco.meloni@dsf.unica.it

§Electronic address: marcello.lissia@ca.infn.it

¶Electronic address: massimo.coraddu@ca.infn.it

It has been suggested that exponential and power-law sensitivity to initial conditions of chaotic systems could be unified through the concept of generalized exponential leading to the definition of generalized Liapounov exponents [1]: the sensitivity $\xi \equiv \lim_{t \rightarrow \infty} \lim_{\Delta x(0) \rightarrow 0} \Delta x(t)/\Delta x(0)$ grows asymptotically as a generalized exponential $\widetilde{\exp}(\lambda t)$, where $\widetilde{\exp}(x) = \exp_q(x) = [1 + (1 - q)x]^{1/(1-q)}$; the exponential behavior for the chaotic regime is recovered for $q \rightarrow 1$: $\lim_{q \rightarrow 1} \exp_q(\lambda_q t) = \exp(\lambda t)$.

In addition the rate of loss of information relevant for such systems should be a generalization of the Kolmogorov entropy. The connection between the Kolmogorov-Sinai entropy rate and the statistical entropy of fully chaotic systems and, in particular, of the three successive stages in the entropy time evolution is discussed in Ref. [2]. After a first initial-condition-dependent stage, the entropy grows linearly in the limit of infinitely fine coarse graining: this is the characteristic asymptotic regime. The last stage depends on the practical limitation of the coarse graining. At the edge of chaos this picture appears to be recovered with the generalized entropic form proposed by Tsallis [3] $S_q = (1 - \sum_{i=1}^N p_i^q)/(q - 1)$, which grows linearly for a specific value of the entropic parameter $q = q_{\text{sens}} = 0.2445$ in the logistic map: $\lim_{t \rightarrow \infty} \lim_{L \rightarrow 0} S_q(t)/t = K_q$, where S_q reduces to $-\sum_{i=1}^N p_i \log p_i$ in the limit $q \rightarrow 1$ with p_i the fraction of the ensemble found in the i -th cell of linear size L . The same exponent describes the asymptotic power-law sensitivity to initial conditions [4].

Numerical evidences supporting this framework with the entropic form S_q have been found for the logistic [1] and generalized logistic-like maps [5]. Ref. [6] gives scaling arguments that relates the asymptotic power-law behavior of the sensitivity to the fractal scaling properties of the attractor.

Finally, it has been also conjectured that the Pesin identity can be extended to $K_q = \lambda_q$.

Numerical evidence of finite-size scaling relating the entropic parameter q to the power-law convergence to the box measure of the attractor from initial conditions uniformly spread over phase space [7] has been reported [8]. Further numerical evidence of the linear behavior of the generalized entropy for specific choices of q has been reported for two families of one-dimensional dissipative maps [9].

Renormalization-group methods have been recently used [10, 11] to demonstrate that the asymptotic (large t) behavior of the the sensitivity to initial conditions in the logistic and generalized logistic maps is bounded by a specific power-law whose exponent could be determined analytically for initial conditions on the attractor. Again for evolution on the

attractor the connection between entropy and sensitivity has been studied analytically and numerically validating the Pesin identity for Tsallis' entropic form [12].

Sensitivity and entropy production have been studied in one-dimension dissipative maps using ensemble-averaged initial conditions chosen uniformly over the interval embedding the attractor [13]: the statistical picture, i.e., the relation between sensitivity and entropy exponents and the Pesin identity, has been confirmed even if with a different $q = q_{\text{sens}}^{\text{ave}} = 0.35$ [13]. Indeed the ensemble-averaged initial conditions appear more relevant for the connection between ergodicity and chaos and for practical experimental settings. The same analysis has been repeated for two symplectic standard maps [14].

The main objective of the present work is to demonstrate the more general validity of the above-described picture (in particular, appropriate entropies grow linearly and there exist an extended Pesin identity) by using the coherent statistical framework arising from the following two-parameter family [15, 16, 17, 18, 19] of logarithms

$$\tilde{\ln}(\xi) \equiv \frac{\xi^\alpha - \xi^{-\beta}}{\alpha + \beta} \quad , \quad (1)$$

which allows the independent characterization of the two asymptotic behaviors: large arguments through the exponent α and small arguments through the exponent β ; in particular, $\widetilde{\exp}(\lambda t) \equiv \tilde{\ln}^{-1}(\lambda t) \sim (\lambda t)^{1/\alpha}$ for large t . The requirements that the logarithm be an increasing function, therefore invertible, with negative concavity (the related entropy is stable), and that the exponential be normalizable for negative arguments (see Ref. [20] for a discussion of the criteria) select $0 \leq \alpha \leq 1$ and $0 \leq \beta < 1$ [21]; solutions with negative α and β are duplicate, since the family (1) possess the symmetry $\alpha \leftrightarrow -\beta$. This class of logarithms and exponentials includes four interesting one-parameter cases:

- (1) the original Tsallis proposal [3]: $\alpha = 1 - q$ and $\beta = 0$;
- (2) the Abe logarithm: $q_A = 1/(1 + \alpha)$ and $\beta = \alpha/(1 + \alpha)$, named after the entropy introduced by Abe [22], which possesses the symmetry $q_A \rightarrow 1/q_A$;
- (3) the Kaniadakis logarithm: $\alpha = \beta = \kappa$, which shares the same symmetry group of the relativistic momentum transformation [23, 24];
- (4) in addition we have studied a sample of other members of the class (choices of β): in this work we shall show results for the choice $\alpha = 2\beta = 2\gamma$, which we label γ logarithm [26].

We study the sensitivity to initial conditions and the entropy production in the logistic map $x_{i+1} = 1 - \mu x_i^2$, at the infinite bifurcation point $\mu_\infty = 1.401155289$. If the sensitivity

follows a deformed exponential $\xi(t) = \widetilde{\exp}(\lambda t)$, analogously to the chaotic regime when $\xi(t) \sim \exp(\lambda t)$, the corresponding deformed logarithm of ξ should yield a straight line $\widetilde{\ln}(\xi(t)) = \widetilde{\ln}(\widetilde{\exp}(\lambda t)) = \lambda t$.

The sensitivity has been calculated using the exact formula for the logistic map $\xi(t) = (2\mu)^t \prod_{i=0}^{t-1} |x_i|$ for $1 \leq t \leq 80$, and the generalized logarithm $\widetilde{\ln}(\xi)$ has been uniformly averaged over the entire interval $-1 < x_0 < 1$ by randomly choosing 4×10^7 initial conditions. The averaging over initial conditions, indicated by $\langle \cdots \rangle$, is appropriate for a comparison with the entropy production. The exponent obtained with this procedure has been denoted $q_{\text{sens}}^{\text{av}}$ in the case of Tsallis' entropy [13] to mark the difference with the exponent q_{sens} obtained by choosing an initial condition at the fixed point of the map $x_0 = 0$ [12].

Guided by Ref. [13], for each of several generalized logarithms, $\langle \widetilde{\ln}(\xi(t)) \rangle$ has been fitted to a quadratic function for $1 \leq t \leq 80$ and α has been chosen such that the coefficient of the quadratic term be zero; in fact $\widetilde{\ln}(\xi)$ linear in t means that the sensitivity ξ behaves as $\widetilde{\exp}(\lambda t)$: we label this value $\alpha_{\text{sens}}^{\text{av}}$.

Table I reports the values of $\alpha_{\text{sens}}^{\text{av}}$ corresponding to four different choices of the logarithm with the shown statistical errors calculated by repeating the fitting procedure for sub-samples of the 4×10^7 initial conditions; in addition we estimate a systematic error of about 0.004 by fitting over different ranges of t . The exponent we find using Tsallis formulation $\alpha_{\text{sens}}^{\text{av}} = 0.644 \pm 0.002$ is consistent within the errors with the value quoted in Ref. [13] $q_{\text{sens}}^{\text{av}} = 1 - \alpha_{\text{sens}}^{\text{av}} \approx 0.36$. The values of $\alpha_{\text{sens}}^{\text{av}}$ are within $\pm 1\%$: taking into account the systematic error arising from the inclusion in the global fitting of small values of ξ , for which the different formulations have not yet reached their common asymptotic behavior (at least at the level of 1%), it can be estimated $\alpha_{\text{sens}}^{\text{av}} = 0.650 \pm 0.005$.

Figure 1 shows the straight-line behavior of $\widetilde{\ln}(\xi)$ for all four formulations when $\alpha = \alpha_{\text{sens}}^{\text{av}}$: the corresponding slopes λ (generalized Lyapunov exponents) are reported in Table I with their statistical errors; a systematic error of about 0.003 has been estimated by different choices of the range of t . While the values of α are consistent with a universal exponent independent of the particular deformation, the slope λ strongly depends on the choice of the logarithm.

The entropy has been calculated by dividing the interval $(-1, 1)$ in $W = 10^5$ equal-size boxes, putting at the initial time $N = 10^6$ copies of the system with an uniform random distribution within one box, and then letting the systems evolve according to the map. At

TABLE I: For each of the generalized logarithms listed in the first row the following quantities are given: the exponents of the leading-power behavior for large- (α) and small- (β) arguments according to Eq. (1); the experimental generalized Lyapunov exponents λ (see Fig. 1) and the experimental Kolgomorov rates of entropy growth K (see Fig. 2), which verify the Pesin identity $K = \lambda$; the asymptotic ($\nu_{\text{eff}} = \infty$) and corrected ($\nu_{\text{eff}} = 20$) theoretical predictions for K_β relative to K_0 from Eq. (3), and the corresponding experimental values. Statistical errors are shown.

| | Tsallis | γ | Abe | Kaniadakis |
|----------------------------|-------------------------------------|-------------------------------------|-------------------------------------|-------------------------------------|
| α | 0.644 ± 0.002 | 0.656 ± 0.002 | 0.657 ± 0.002 | 0.653 ± 0.002 |
| β | 0 | 0.328 | 0.396 | 0.653 |
| λ | 0.271 ± 0.003 | 0.198 ± 0.002 | 0.185 ± 0.002 | 0.148 ± 0.001 |
| K | 0.267 ± 0.003 | 0.197 ± 0.002 | 0.186 ± 0.002 | 0.152 ± 0.002 |
| $(K/K_0)_{\text{Asymp}}$ | | 0.667 | 0.623 | 0.500 |
| $(K/K_0)_{\text{Theory}}$ | | 0.736 | 0.695 | 0.571 |
| $(K/K_0)_{\text{Experim}}$ | | 0.738 ± 0.004 | 0.697 ± 0.004 | 0.569 ± 0.004 |

each time $p_i(t) \equiv n_i(t)/N$, where $n_i(t)$ is the number of systems found in the i -th box at time t , the entropy of the ensemble is

$$S(t) \equiv \left\langle \sum_{i=1}^N p_i(t) \tilde{\ln} \left(\frac{1}{p_i(t)} \right) \right\rangle = \left\langle \sum_{i=1}^N \frac{p_i^{1-\alpha}(t) - p_i^{1+\beta}(t)}{\alpha + \beta} \right\rangle \quad (2)$$

where $\langle \dots \rangle$ is an average over 2×10^4 experiments, each one starting from one box randomly chosen among the N boxes. The choice of the entropic form (2) is fundamental for a coherent statistical picture: the MaxEnt principle applied to this form yields as distribution the deformed exponential $\widetilde{\text{exp}}(x)$ whose inverse is indeed the logarithm appearing in Eq. (1) [21].

Analogously to the strong chaotic case, where an exponential sensitivity ($\alpha = \beta = 0$) is associated to a linear rising Shannon entropy, which is defined in terms of the usual logarithm ($\alpha = \beta = 0$), and consistently with the conjecture in Ref. [1], the same values α and β of the sensitivity are used in Eq. (2): Fig. 2 shows that this choice leads to entropies that grow also linearly. We have also verified that this linear behavior is lost for values of the exponent α different from $\alpha_{\text{sens}}^{\text{av}}$, confirming for the whole class (2) what was already known for the q -logarithm [1, 13].

In Table I we report the rate of growth of several entropies $K_\beta = S_\beta(t)/t$; the statistical

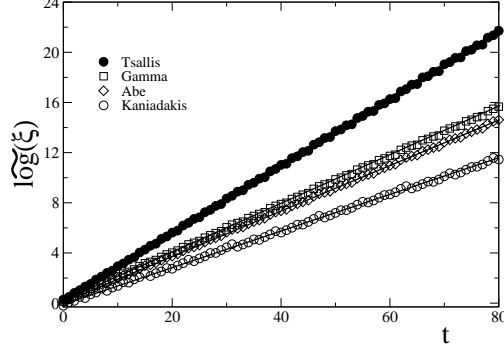


FIG. 1: Generalized logarithms $\tilde{\ln}(\xi)$, see Eq. (1), of the sensitivity to initial conditions averaged over 4×10^7 uniformly distributed initial conditions as function of time. From top to bottom: Tsallis', γ , Abe's, and Kaniadakis' logarithms. The linear rising behavior has been obtained with the asymptotic powers α shown in Table I; the corresponding generalized Lyapunov exponents λ can also be read in Table I.

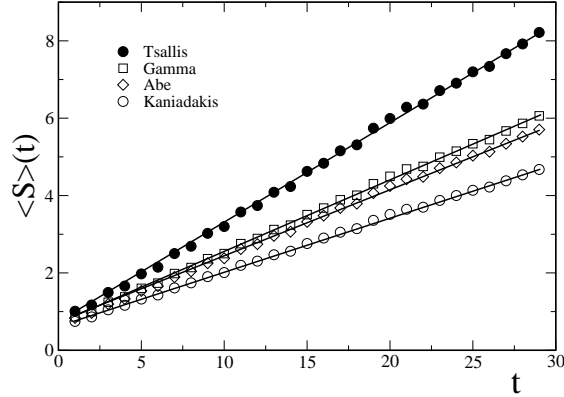


FIG. 2: Entropy as function of time, averaged over 2×10^4 experiments, each one with an ensemble of 10^6 points over a grid of 10^5 boxes. The entropies belong to the class of Eq. (2) and are defined with exactly the same exponents α and β used for the sensitivities; as in Fig. 1, the curves show Tsallis', γ , Abe's, and Kaniadakis' entropies from top to bottom. Straight lines are guides to the eyes. The resulting Kolgomorov rates of growth of entropy K can be read in Table I.

errors have been again estimated by sub-sampling the experiments. While this rate K depends on the choice of the entropy, the Pesin identity holds for each given deformation: $K_\beta = \lambda_\beta$.

There exists an intuitive explanation of the dependence of the value of K on β , i.e., on

the choice of the deformation. If the ensemble at time t is spread approximately uniformly over ν boxes, while the other $(N - \nu)$ boxes are practically empty the entropy is $S(t) \approx \tilde{\ln}(\nu(t)) \sim [\nu^\alpha(t) - \nu^{-\beta}(t)]/(\alpha + \beta)$, being ν an effective average number of occupied boxes. Since the exponent α is a property of the map, and practically independent of the entropic form, and choosing the rate of growth of Tsallis' entropy K_0 , which corresponds to $\beta = 0$, as reference, the dependence of K_β on the choice of β results:

$$\frac{K_\beta}{K_0} = \left(1 + \frac{\beta}{\alpha}\right)^{-1} \times \frac{1 - \nu^{-\alpha-\beta}}{1 - \nu^{-\alpha}} \quad . \quad (3)$$

The first factor is the asymptotic ($\nu \gg 1$) ratio that depends only on α and β , while the second factor gives the leading finite size correction. The last three lines of Table I compare the asymptotic and corrected theoretical predictions of Eq. (3) with the numerical experiment: this intuitive picture appears to hold with a 10% discrepancy between the asymptotic value and the corrected one which in turns reproduces accurately the experimental results with an effective number of occupied boxes $\nu \approx 20$.

In summary, numerical evidence corroborates and extends Tsallis' conjecture that, analogously to strongly chaotic systems, also weak chaotic systems can be described by an appropriate statistical formalism. Such extended formalisms should verify precise theoretical requirements to both correctly describe chaotic systems and provide a coherent statistical framework: these requirements select a large class of entropic forms that share the same asymptotic behavior. These results have been exemplified in a specific two-parameter class that meet all these requirements: it is the simplest power-law form describing small and large probability behavior and includes Tsallis's seminal proposal. More specifically, the logistic map shows

(i) a power-low sensitivity to initial condition with a specific exponent $\xi \sim t^{1/\alpha}$, where $\alpha = 0.650 \pm 0.005$; this sensitivity can be described by deformed exponentials with the same asymptotic behavior $\xi(t) = \widetilde{\text{exp}}(\lambda t)$ (see Fig. 1 for examples);

(ii) a constant asymptotic entropy production rate (see Fig. 2) for trace-form entropies with a specific power-behavior $p^{1-\alpha}$ in the limit of small probabilities, where the exponent α is the same appearing in the sensitivity;

(iii) the asymptotic exponent α is related to parameters of known entropies: for instance $\alpha = 1 - q$, where q is the entropic index of Tsallis' thermodynamics [3]; $\alpha = 1/q_A - 1$, where q_A appears in a generalization of Abe's entropy [22]; $\alpha = \kappa$, where κ is the parameter in

Kaniadakis' statistics [23, 24];

(iv) Pesin identity holds $S_\beta/t \rightarrow K_\beta = \lambda_\beta$ for each choice of entropy and corresponding exponential in the class, even if the value of $K_\beta = \lambda_\beta$ depends on the specific entropy (or choice of β) and it is not characteristic of the map as it is α (see Table I for examples);

(v) the ratios between Kolgomorov entropy production rates K_β from different members of the class of entropies in Eq. (2) can be theoretical understood from the knowledge of the power behavior of the deformed logarithm for large and small values of the argument, Eq. (3), and the predictions are confirmed by numerical experiments (see Table I).

These results suggests that any consistent deformation of statistical mechanics that yields an entropic form with an appropriate power-law asymptotic ($p_i \rightarrow 0$) behavior and a consequent asymptotic power-law behavior of the corresponding exponential can be used to described weakly chaotic systems. The proper generalization of the Pesin identity involves two distinct points: (1) the correspondence between the power-law behavior of the sensitivity for large times and of the proper entropy for small occupation probability (this power-law is independent of the generalization chosen); and (2) the equality of the generalized Lyapunov exponent and the entropy production rate: the numerical value is in this case dependent on the choice of the entropy.

Acknowledgments

This work was partially supported by MIUR (Ministero dell'Istruzione, dell'Università e della Ricerca) under MIUR-PRIN-2003 project "Theoretical Physics of the Nucleus and the Many-Body Systems".

-
- [1] C. Tsallis, A. R. Plastino, and W.-M. Zheng, *Chaos Solitons Fractals* **8**, 885 (1997).
 - [2] V. Latora and M. Baranger, *Phys. Rev. Lett.* **82**, 520 (1999).
 - [3] C. Tsallis, *J. Statist. Phys.* **52**, 479 (1988).
 - [4] V. Latora, M. Baranger, A. Rapisarda and C. Tsallis, *Phys. Lett. A* **273**, 97 (2000) [arXiv:cond-mat/9907412].
 - [5] U. M.S. Costa, M. L. Lyra, A. R. Plastino and C. Tsallis, *Phys. Rev. E* **56**, 245 (1997).
 - [6] M. L. Lyra and C. Tsallis, *Phys. Rev. Lett.* **80**, 53 (1998).

- [7] F. A. B. F. de Moura, U. Tirnakli and M. L. Lyra, Phys. Rev. E **62**, 6361 (2000).
- [8] E. P. Borges, C. Tsallis, G.E. J. Añaños, and P. M. C. de Oliveira, Phys. Rev. Lett. **89**, 254103 (2002).
- [9] U. Tirnakli, G. F. J. Ananos and C. Tsallis, Phys. Lett. A **289**, 51 (2001).
- [10] F. Baldovin and A. Robledo, Phys. Rev. E **66**, 045104 (2002) [arXiv:cond-mat/0205371].
- [11] F. Baldovin and A. Robledo, Europhys. Lett. **60**, 518 (2002) [arXiv:cond-mat/0205356].
- [12] F. Baldovin and A. Robledo, Phys. Rev. E **69**, 045202 (2004) [arXiv:cond-mat/0304410].
- [13] Garin F. J. Ananos and Constantino Tsallis, Phys. Rev. Lett. **93**, 020601 (2004) [arXiv:cond-mat/0401276].
- [14] G. F. J. Ananos, F. Baldovin and C. Tsallis, [arXiv:cond-mat/0403656].
- [15] D.P. Mittal, Metrika **22**, 35 (1975).
- [16] B.D. Sharma, and I.J. Taneja, Metrika **22**, 205 (1975).
- [17] E.P. Borges, and I. Roditi, Phys. Lett. A **246**, 399 (1998).
- [18] G. Kaniadakis and M. Lissia, PhysicaA **340**, xv (2004) [arXiv:cond-mat/0409615].
- [19] G. Kaniadakis, M. Lissia, A. M. Scarfone, PhysicaA **340**, 41 (2004) [arXiv:cond-mat/0402418].
- [20] J. Naudts, PhysicaA **316**, 323 (2002) [arXiv:cond-mat/0203489].
- [21] G. Kaniadakis, M. Lissia, A. M. Scarfone, arXiv:cond-mat/0409683.
- [22] S. Abe, Phys. Lett. A **224**, 326 (1997).
- [23] G. Kaniadakis, PhysicaA **296**, 405 (2001).
- [24] G. Kaniadakis, Phys. Rev. E **66**, 056125 (2002) [arXiv:cond-mat/0210467].
- [25] S. Abe, G. Kaniadakis, and A.M. Scarfone, J. Phys. A (Math. Gen.) **37**, 10513 (2004) [arXiv:cond-mat/0401290].
- [26] The exponentials corresponding to the γ , Tsallis, and Kaniadakis logarithms, $\widetilde{\exp}(y) = \widetilde{\ln}^{-1}(y)$, are among the members of the class that can be explicitly inverted in terms of simple known functions [21].

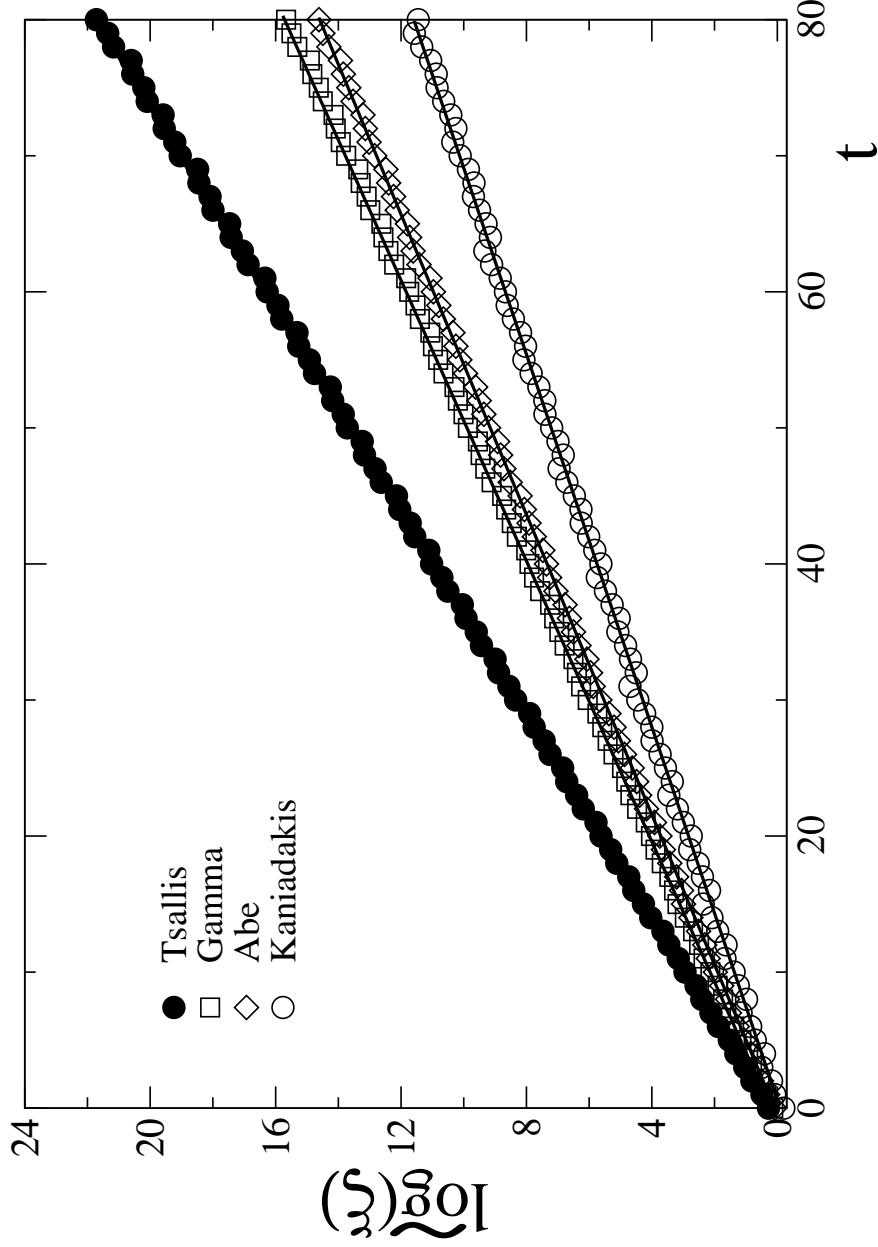


FIG. 1: Generalized logarithms $\tilde{\ln}(\xi)$, see Eq. (1), of the sensitivity to initial conditions averaged over 4×10^7 uniformly distributed initial conditions as function of time. From top to bottom: Tsallis', γ , Abe's, and Kaniadakis' logarithms. The linear rising behavior has been obtained with the asymptotic powers α shown in Table I; the corresponding generalized Lyapunov exponents λ can also be read in Table I.

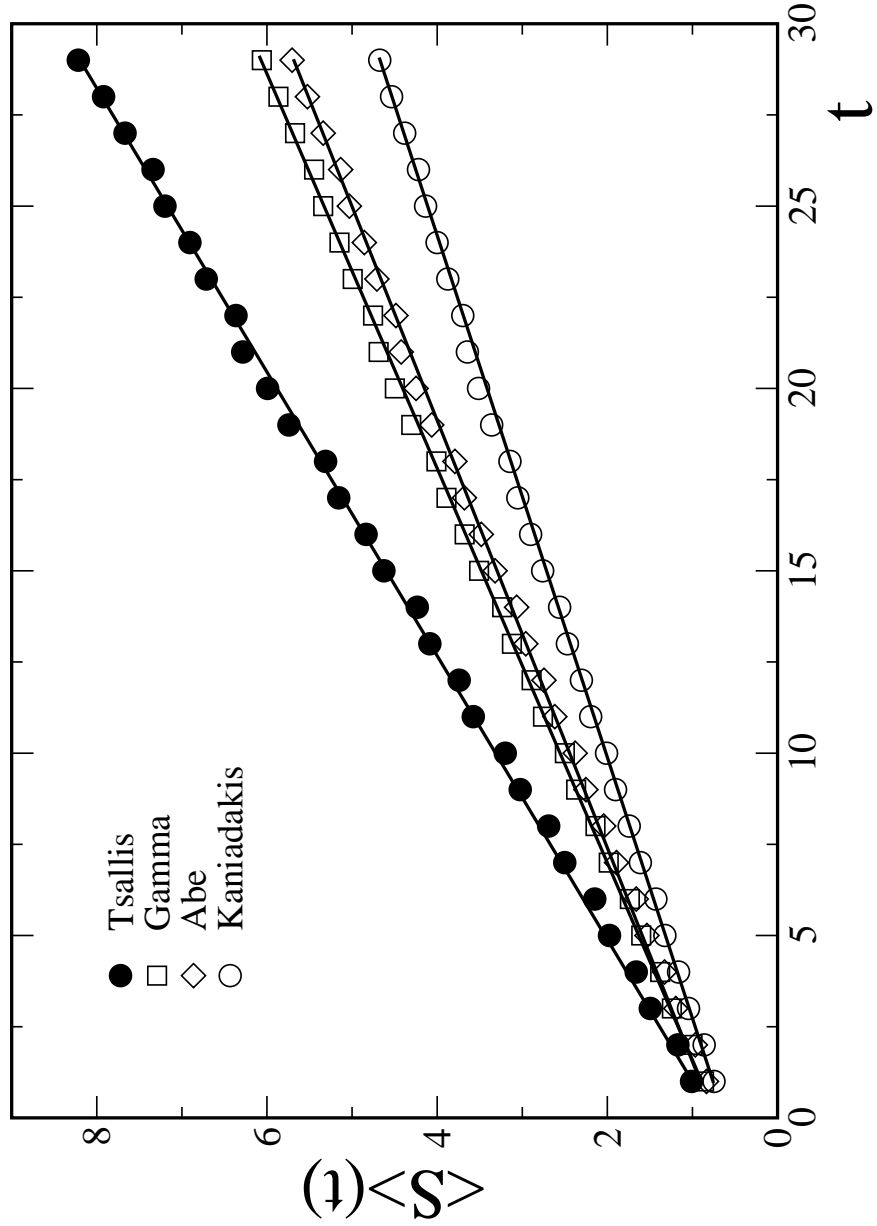


FIG. 2: Entropy as function of time, averaged over 2×10^4 experiments, each one with an ensemble of 10^6 points over a grid of 10^5 boxes. The entropies belong to the class of Eq. (2) and are defined with exactly the same exponents α and β used for the sensitivities; as in Fig. 1, the curves show Tsallis', γ , Abe's, and Kaniadakis' entropies from top to bottom. Straight lines are guides to the eyes. The resulting Kolgomorov rates of growth of entropy K can be read in Table I.