

Effect of Dynamical Coulomb Correlations on the Fermi Surface of $\text{Na}_{0.3}\text{CoO}_2$

H. Ishida¹, M.D. Johannes², and A. Liebsch³

¹College of Humanities and Sciences, Nihon University, Sakura-josui, Tokyo 156, Japan

²Code 6391, Naval Research Laboratory, Washington, D.C. 20375, USA

³Institut für Festkörperforschung, Forschungszentrum Jülich, 52425 Jülich, Germany

The t_{2g} quasi-particle spectra of $\text{Na}_{0.3}\text{CoO}_2$ are calculated within the dynamical mean field theory. It is shown that as a result of dynamical Coulomb correlations charge is transferred from the nearly filled $e_{g'}$ subbands to the a_{1g} band. This charge flow is intimately coupled to the spectral weight transfer from the coherent peaks near the Fermi level to the Hubbard bands and cannot be understood within the static LDA+U method which favors a charge transfer from a_{1g} to $e_{g'}$ states.

The intercalated layer compound Na_xCoO_2 has been intensely studied during the recent years since as a function of Na doping it exhibits a variety of fascinating properties. The relevant valence bands near the Fermi level consist of Co t_{2g} states with occupancy d^{5+x} . For $x \approx 0.50 - 0.75$ an unusually large thermopower is observed [1]; for $x \approx 0.3$ hydration gives rise to a superconducting transition at 4.5 K [2]. In a narrow region near $x = 0.5$ the material undergoes a metal insulator transition [3, 4]; the end-member at $x = 0$ with a single hole per Co atom might be a Mott insulator. At $x = 1$, since the filled t_{2g} bands are separated by about 1.5 eV from the empty e_g bands, one finds a band insulator.

In the metallic phase the hexagonal Fermi surface consists of a large electron sheet centered at Γ and six small hole pockets near K (see Fig. 1) [5]. Because of the layered structure the t_{2g} levels split into a a_{1g} level and doubly degenerate $e_{g'}$ levels. The large Fermi surface stems mainly from the a_{1g} bands while the small hole pockets have predominantly $e_{g'}$ character. The existence of these hole pockets is thought to be crucial for the superconducting phase [6]. On the other hand, recent angle resolved photoemission data for $x \approx 0.7$ provide evidence only for a_{1g} bands crossing the Fermi level [7]. To address the question of possible modifications of the Fermi surface via Coulomb correlations not included in the local density approximation (LDA), several theoretical studies were carried out [8] within the LDA+U approach [9]. Typically, a gradual filling of the $e_{g'}$ subbands with increasing U is found. In the metallic phase, however, it is well known that correlations have an important dynamical component not captured within the LDA+U.

The aim of this work is to elucidate the possibility of modifying the Fermi surface of $\text{Na}_{0.3}\text{CoO}_2$ via dynamical Coulomb correlations. More specifically we focus on the charge transfer between the paramagnetic t_{2g} subbands. Since only the total electron number is conserved when correlations are taken into account, the occupations of individual subbands may vary with the strength of the local intra- and inter-orbital Coulomb energies. In a single band picture, the typical effect of dynamical fluctuations is the spectral weight transfer from the

quasi-particle peak near E_F to the incoherent satellites associated with the lower and upper Hubbard bands. In a multi-band material, this spectral weight transfer will in general be orbital dependent, opening the intriguing possibility of redistributing electronic charge among the valence orbitals and thereby modifying the shape of the Fermi surface.

To investigate these kinds of multi-band correlation effects we use the dynamical mean field theory (DMFT) combined with the Quantum Monte Carlo (QMC) method [10]. The remarkable result of this work is that in the metallic domain of Na_xCoO_2 near $x = 0.3$

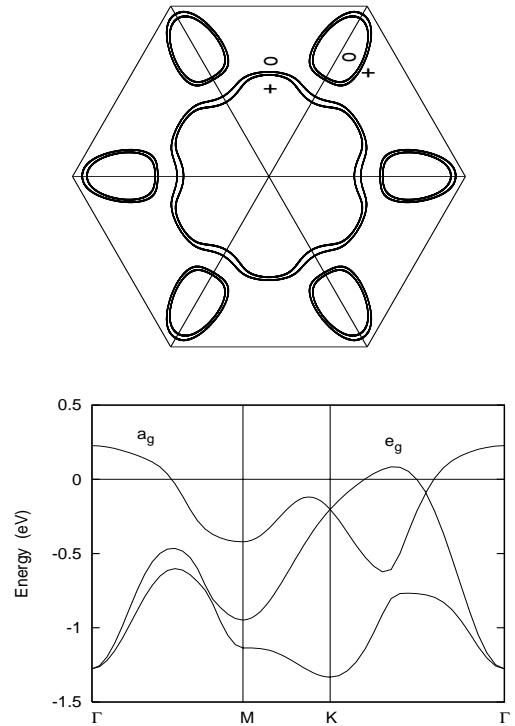


FIG. 1: Upper panel: Fermi surface of $\text{Na}_{0.3}\text{CoO}_2$. LDA: o symbols; DMFT: + symbols (schematic). Lower panel: tight-binding fit to LDA band structure of $\text{Na}_{0.3}\text{CoO}_2$; $E_F = 0$. The $e_{g'}$ states near K just above E_F give rise to the small hole pockets of the Fermi surface.

dynamical correlations shift charge from the $e_{g'}$ states to the a_{1g} bands, thereby stabilizing the $e_{g'}$ hole pockets and slightly reducing the a_{1g} Fermi surface. This charge transfer is opposite to the one found using the LDA+U which favors integer occupations and leads to a reduction or elimination of the $e_{g'}$ pockets [8]. As we argue below, the key reason for the charge transfer from $e_{g'}$ to a_{1g} states is the fact that both quasi-particle distributions exhibit important incoherent regions with approximately similar spectral weight. Since with increasing Coulomb interaction both a_{1g} and $e_{g'}$ spectra consist of incoherent contributions of roughly equal intensity, their occupations must approach one another.

Fig. 1 also shows a tight-binding fit to the $\text{Na}_{0.3}\text{CoO}_2$ band structure calculated within the LDA and using the linear augmented plane wave (LAPW) method. Since we are interested in the qualitative issue of charge transfer between t_{2g} subbands the small double-layer splitting of these bands is neglected. Also, the full band structure involving all Co 3d and O 2p states is down-folded to a 3×3 Co t_{2g} tight-binding Hamiltonian in which on-site energies and hopping integrals represent effective energies accounting for the indirect Co-O-Co interactions. Including three neighbor shells, with $dd\sigma$, $dd\pi$ and $dd\delta$ matrix elements, an excellent fit to the LAPW band structure is achieved. The details of the tight binding model and down-folding procedure will be given elsewhere [11]. Because of the planar structure of the system, it is convenient to transform the $d_{xy,xz,yz}$ orbitals into a_{1g} and $e_{g'}$ states, where $a_{1g} = (d_{xy} + d_{xz} + d_{yz})/\sqrt{3}$, $e_{g'} = (2d_{xy} - d_{xz} - d_{yz})/\sqrt{6}$, $(d_{xz} - d_{yz})/\sqrt{2}$. Quantities such as the local density of states and local quasi-particle self-energy are diagonal in this representation. For instance, the a_{1g} and $e_{g'}$ density of states are $\rho_a = \rho_{ii} + 2\rho_{ij}$, $\rho_e = \rho_{ii} - \rho_{ij}$, where ρ_{ii} and ρ_{ij} are the diagonal and off-diagonal elements of the t_{2g} density of states matrix.

Fig. 2 shows the a_{1g} and $e_{g'}$ quasi-particle spectra for $\text{Na}_{0.3}\text{CoO}_2$ as calculated within the DMFT. The local Coulomb interaction defining the quantum impurity problem is characterized by intra- and inter-orbital matrix elements $U = U_{ii}$ and $U' = U_{i \neq j} = U - 2J$, where J is the Hund's rule exchange integral. [These matrix elements have the same values in the t_{2g} and a_{1g} , $e_{g'}$ representations.] To study the effect of U and J on the inter-band charge transfer, DMFT calculations for several values of U and J were carried out. The value of U for the entire t_{2g} , e_g manifold (total width about 4 eV) was estimated at 3.7 eV [12]. For the much narrower t_{2g} bands a considerably smaller value should be more appropriate to account for screening involving empty e_g states. The temperatures were $T \approx 385$ and 770 K corresponding to about 30 and 60 meV thermal broadening. Up to 10^6 sweeps were done in the QMC calculations. In the final step, the quasi-particle spectra are obtained via maximum entropy reconstruction [13].

The quasi-particle spectra show the characteristic band

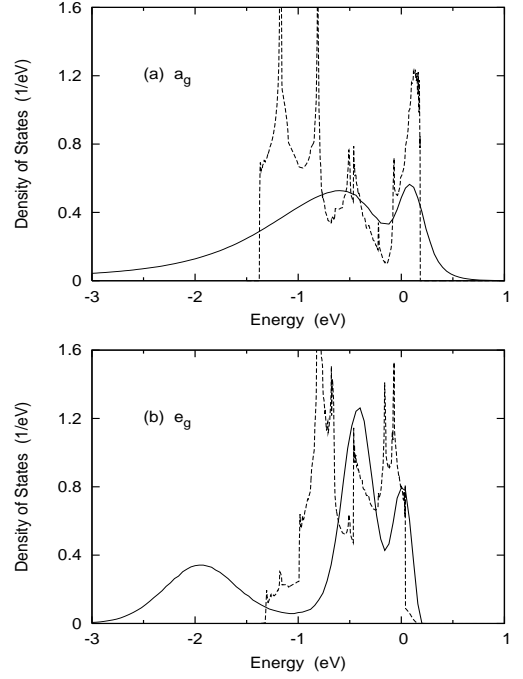


FIG. 2: Quasi-particle spectra for metallic $\text{Na}_{0.3}\text{CoO}_2$ calculated within the DMFT (solid curves) for $U = 2$ eV, $J = U/4$; $T = 770$ K, $E_F = 0$. Dashed curves: LDA local density of states. (a) a_{1g} states; (b) $e_{g'}$ states.

narrowing near E_F caused by dynamical correlations and the transfer of weight from the coherent to the incoherent spectral region. In the slightly narrower $e_{g'}$ band correlations are strong enough to give rise to a lower Hubbard band. Also noticeable is the substantial lifetime broadening of valence states due to creation of electron hole pairs. The occupations of these distributions are: $z_a = 0.842$, $z_e = 0.902$, which should be compared to the LDA values $n_a = 0.797$, $n_e = 0.927$. Enhancement of n_a and reduction of n_e due to dynamical correlations were found also at $T = 350$ K, and for different values of U , J .

This trend is in striking contrast to the one found in the LDA+U which favors reduction of the hole pockets. It should be noted, however, that the sign of the interband charge transfer obtained within the LDA+U depends on the relative magnitude of U and J . For a paramagnetic t_{2g} complex with one-fold a_{1g} and two-fold $e_{g'}$ subbands, the orbital dependent potential is given by the non-diagonal element of the Hartree Fock self-energy in the t_{2g} basis [14]: $V_{i \neq j}^{\text{LDA}+U} = \Sigma_{ij}^{\text{HF}} = \delta(U - 5J)$, with $\delta = (n_e - n_a)/3$. The diagonal term $\Sigma_{ii}^{\text{HF}} = 5\bar{n}(U - 2J)$ yields an overall energy shift, where $\bar{n} = (n_a + 2n_e)/3$. Thus, $\Sigma_{i \neq j}^{\text{HF}} > 0$ for $U > 5J$ if $n_e > n_a$, leading to a further separation between a_{1g} and $e_{g'}$ band energies. The $e_{g'}$ density of states then is shifted down nearly rigidly, while the a_{1g} component moves up. For $U < 5J$ this trend is reversed. Dynamical correlation effects associated with the narrowing of the quasi-particle peak near

E_F and the transfer of spectral weight to the incoherent region, which are the prominent characteristics of the DMFT, are absent from the LDA+U.

The correlation induced band narrowing seen in Fig. 2 is consistent with infrared optical data [4] which show transitions within the t_{2g} manifold at lower energies than predicted by the LDA [12]. Also, the dynamical correlations discussed here for $x = 0.3$ should play a role in the metallic range at larger Na doping. For $x \approx 0.7$, however, effects such as bi-layer splitting of t_{2g} bands and transition to a half-metallic magnetic phase must be taken into account. Furthermore, for the interpretation of photoemission spectra surface induced single-particle and correlation features need to be considered [15]. It is not clear, therefore, whether the results obtained within the DMFT for $x = 0.3$ are in conflict or not with the angle resolved photoemission data for $x \approx 0.7$ [7].

The DMFT calculations are carried out in imaginary time/frequency space. It is therefore not easy to identify a physical mechanism responsible for the inter-band charge transfer. Since we are concerned here with dynamical correlations in the metallic phase, at Na concentrations where no metal insulator transition takes place, it is instructive to evaluate the spectra also at real frequencies using second-order perturbation theory and the t-matrix approach. The latter is particularly suitable here because of the low hole density in the t_{2g} manifold. Although the a_{1g} and e_g occupations vary on a quantitative level between these schemes, the trend is found to be the same as in the DMFT: as a result of dynamical correlations electronic charge is transferred from the e_g to the a_{1g} subbands.

To get a more intuitive understanding of the e_g to a_{1g} charge transfer we show in Fig. 3(a) the quasi-particle spectra obtained within second-order perturbation theory for a 3-band model system consisting of partially filled elliptical densities of states. Their widths are assumed to be identical. To simulate the situation in $\text{Na}_{0.3}\text{CoO}_2$, their centers are displaced so that n_a and n_e coincide with the LDA values quoted above. For the purpose of this illustration, the small difference between the subband self-energies is neglected, i.e., the spectra are derived from the average $\Sigma_{av}(\omega) = [\Sigma_a(\omega) + 2\Sigma_e(\omega)]/3$. In this approximation ($\alpha = a_{1g}, e_g$):

$$A_\alpha(\omega) \approx \frac{-1}{\pi} \int d\omega' \frac{\rho_\alpha(\omega')}{\omega + \mu - \omega' - \Sigma_{av}(\omega')}$$

where $\rho_\alpha(\omega)$ is the LDA density of states and μ the chemical potential. Fig. 3(b) shows the real and imaginary parts of $\Sigma_{av}(\omega)$, with μ absorbed into the real part. The intersections of $\text{Re } \Sigma_{av}$ with the lines $\omega - \omega'$ provide the shifted quasi-particle energies and the contributions to the lower Hubbard band. In the present case of low hole densities, the upper Hubbard bands are negligible. The important point here is that the a_{1g} , e_g Hubbard bands

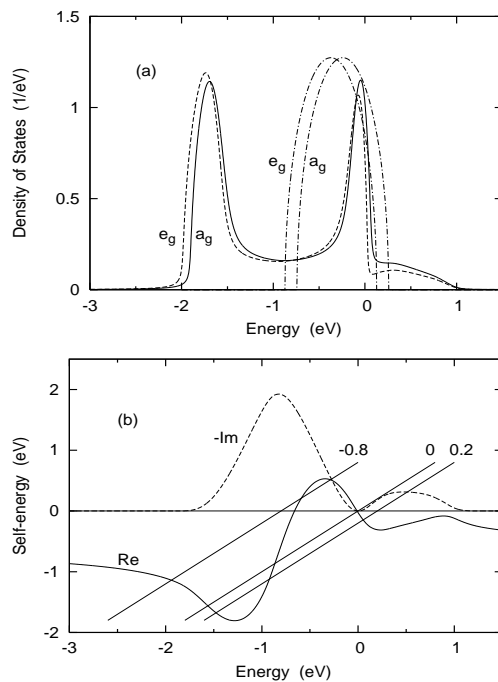


FIG. 3: (a) Quasi-particle spectra for 3-band model with partially filled elliptical density of states, $U = 1.5$ eV, $J = U/6$. The bare densities are indicated by the dot-dashed curves. (b) Real and imaginary parts of orbital average of self-energy. The straight lines represent $\omega - \epsilon_k$, with the band energies ϵ_k near the bottom and top of the single particle density of states and at $E_F = 0$.

are constructed from the entire density of states as indicated by the straight lines spanning the range from the bottom to the top of the valence band, and not only from the occupied portion. In contrast, the quasi-particle peak near E_F is proportional to the occupied part of the density of states. Defining the LDA occupations by $n_{a,e}$ and those obtained from the dynamical calculations by $z_{a,e}$, we have $z_\alpha = s_\alpha + x n_\alpha$, where $s_{a,e}$ denotes the spectral weight of the incoherent or satellite region and x is a scale factor appropriate for the coherent part of the spectrum. According to the Luttinger rule, $n_a + 2n_e = z_a + 2z_e = 2.65$ is the total occupancy per spin of the t_{2g} band. Neglecting the difference between the incoherent weights, we find: $z_a = n_a + 2\delta s/\bar{n}$, $z_e = n_e - \delta s/\bar{n}$, where $s = s_a = s_e$. Thus, for $n_e > n_a$ it follows that $z_a > n_a$ and $z_e < n_e$. The main mechanism for this transfer is the appearance of the lower Hubbard bands which to lowest order do not scale with the subband occupations, in contrast to the coherent part of the spectra. For increasing U the a_{1g} , e_g spectra then acquire a larger common incoherent spectral component, implying that the differences between their occupancies should diminish as a result of dynamical correlations.

The separation between coherent and incoherent spectral regions in this scenario is, of course, to some extent arbitrary, in particular, for small U . The difference

between the satellite weights then becomes appreciable. Moreover, the scale factor x used for the coherent portion in general depends on the subband index. Nevertheless, such refinements do not alter the qualitative result, namely, the charge transfer from $e_{g'}$ to a_{1g} states.

It is interesting to compare the influence of dynamical correlations in $\text{Na}_{0.3}\text{CoO}_2$ to those found in other multi-band materials. The t_{2g} valence bands of the layer perovskite Sr_2RuO_4 also have a_{1g} , $e_{g'}$ symmetry, but are all nearly $2/3$ filled. Because of the smaller width of the $e_{g'}$ bands DMFT predicts a charge transfer to the a_{1g} band [14], shifting its van Hove singularity closer to E_F than in the LDA [16]. The basic shape of the Fermi surface is preserved. The transfer from $e_{g'}$ to a_{1g} agrees with the one found here for $\text{Na}_{0.3}\text{CoO}_2$. On the other hand, as recently shown by Pavarini *et al.* [17] for several $3d^1$ perovskites, non-diagonal t_{2g} coupling caused by octahedral distortions decreases orbital fluctuations and enhances insulating behavior. In contrast to these $3d^1$ systems, the self-energy in $\text{Na}_{0.3}\text{CoO}_2$ at non-integer filling is diagonal in the a_{1g} , $e_{g'}$ representation, while the different subband occupations are the key driving mechanism. Preliminary results for dynamical correlations in $\text{Na}_{0.3}\text{CoO}_2$ treated within the non-diagonal t_{2g} basis support the present picture and suggest that the suppression of orbital fluctuations, which occurs according to Ref. [17], is outweighed by the competing effect due to different subband fillings [18]. Also, Manini *et al.* [19] studied the Mott transition in a model consisting of two equal subbands with unit total occupancy. With increasing chemical shift, causing more diverse band fillings, the tendency towards a Mott insulator was found to be enhanced. The main difference in the present case is the non-integer doping, and the resulting dynamical fluctuations within the metallic phase. These various trends underscore the subtle nature of correlations in multi-band systems, and their remarkable sensitivity to various system parameters.

In summary, we have explored the modification of the Fermi surface of $\text{Na}_{0.3}\text{CoO}_2$ as a result of dynamical Coulomb correlations not included in the LDA nor LDA+U. The main effect of these fluctuations is the spectral weight transfer from the quasi-particle peak near E_F to the incoherent part of the spectrum associated with the Hubbard bands. In a multi-band material, these dynamical processes are orbital dependent. In particular, since they depend on orbital occupations, they can give rise to charge transfer between subbands induced via hybridization and interband Coulomb interactions. The highlight of the LDA band structure of $\text{Na}_{0.3}\text{CoO}_2$ is the distinctly different filling of the t_{2g} bands, with the nearly full $e_{g'}$ subbands yielding characteristic hole pockets of the Fermi surface. Accounting for correlations within the dynamical mean field theory we have shown that electronic charge is shifted from the $e_{g'}$ subbands to

the a_{1g} band, thus slightly enlarging the hole pockets and reducing the main electron sheet of the Fermi surface. It would be very interesting to perform photoemission and quantum oscillation experiments to verify the existence of the $e_{g'}$ pockets at 0.3 Na concentration. It would also be desirable to extend the present dynamical calculations to the more complex metallic phase near $x \approx 0.7$ in order to analyze the existing photoemission data.

We like to thank O. Gunnarsson and I. I. Mazin for useful comments.

Email address: ishida@chs.nihon-u.ac.jp; johannes@dave.nrl.navy.mil; a.liebsch@fz-juelich.de

-
- [1] I. Terasaki, Y. Sasago and K. Uchinokura, Phys. Rev. B **56**, 12685 (1997).
 - [2] K. Takada *et al.*, Nature **422**, 53 (2003); R. E. Schaak *et al.*, Nature **424**, 527 (2003).
 - [3] M. L. Foo *et al.*, Phys. Rev. Lett. **92**, 247001 (2004).
 - [4] N. L. Wang *et al.*, cond-mat/0405218.
 - [5] D. J. Singh, Phys. Rev. B **61**, 13397 (2000).
 - [6] K. Kuroki, Y. Tanaka and R. Arita, Phys. Rev. Lett. **93**, 077001 (2004); M. D. Johannes, I. I. Mazin, D. J. Singh and D. A. Papaconstantopoulos, Phys. Rev. Lett. **93**, 097005 (2004); M. Mochizuki, Y. Yanase and M. Ogata, cond-mat/0407094.
 - [7] M. Z. Hasan *et al.*, Phys. Rev. Lett. **92**, 246402 (2004); H.-B. Yang *et al.*, Phys. Rev. Lett. **92**, 246403 (2004).
 - [8] L.-J. Zou, J.-L. Wang and Z. Zeng, Phys. Rev. B **69**, 132505 (2004); K.-W. Lee, J. Kunes and W. Pickett, Phys. Rev. B **70**, 045104 (2004); P. Zhang *et al.*, Phys. Rev. B **70**, 085108 (2004); Phys. Rev. Lett. **93**, 236402 (2004); K.-W. Lee, J. Kunes, P. Novak and W. Pickett, cond-mat/0408411.
 - [9] A. I. Liechtenstein, V. I. Anisimov, and J. Zaanen, Phys. Rev. B **52**, R5467 (1995).
 - [10] For a review, see: A. Georges, G. Kotliar, W. Krauth and M. J. Rozenberg, Rev. Mod. Phys. **68**, 13 (1996).
 - [11] O.K. Andersen, I.I. Mazin, O. Jepsen, M. Johannes, and A. Yamasaki, to be published.
 - [12] M. D. Johannes, I. I. Mazin, and D. J. Singh, cond-mat/0408696.
 - [13] M. Jarrell and J. E. Gubernatis, Phys. Rep. **269**, 133 (1996).
 - [14] A. Liebsch and A. I. Lichtenstein, Phys. Rev. Lett. **84**, 1591 (2000).
 - [15] A. Liebsch, Phys. Rev. Lett. **90**, 96401 (2003); Eur. Phys. J. **32**, 477 (2003).
 - [16] T. Oguchi, Phys. Rev. B **51**, 1385 (1995); I. I. Mazin and D. J. Singh, Phys. Rev. Lett. **79**, 733 (1997).
 - [17] E. Pavarini, S. Biermann, A. Poteryaev, A. I. Lichtenstein, A. Georges, and O. K. Andersen, Phys. Rev. Lett. **92**, 176403 (2004).
 - [18] H. Ishida and A. Liebsch, to be published.
 - [19] N. Manini, G. Santoro, A. Dal Costa and E. Tosatti, Phys. Rev. B **66**, 115107 (2002).