

Thermal transport in the hidden-order state of URu₂Si₂

K. Behnia^{1,2}, R. Bel¹, Y. Kasahara², Y. Nakajima², H. Jin¹, H. Aubin¹, K. Izawa², Y. Matsuda^{2,3}, J. Flouquet⁴, Y. Haga⁵, Y. Ōnuki⁵ and P. Lejay⁶

(1)*Laboratoire de Physique Quantique(CNRS), ESPCI, 10 Rue de Vauquelin, 75231 Paris, France*

(2)*Institute for Solid State Physics, University of Tokyo, Kashiwanoha, Kashiwa, Chiba 277-8581 Japan*

(3)*Department of Physics, University of Kyoto, Kyoto 608-8502, Japan*

(4)*DRFMC/SPSMS, Commissariat à l'Energie Atomique, F-38042 Grenoble, France*

(5)*Advanced Science Research Center, Japanese Atomic Energy Research Institute, Tokai, Ibaraki 319-1195, Japan*

(6)*Centre de Recherche sur les Très Basses Températures(CNRS), F-38042 Grenoble, France*

(Dated: December 22, 2004)

We present a study of thermal conductivity in the normal state of the heavy-fermion superconductor URu₂Si₂. Ordering at 18K leads to a steep increase in thermal conductivity and (in contrast with all other cases of magnetic ordering in heavy-fermion compounds) to an enhancement of the Lorenz number. By linking this observation to several other previously reported features, we conclude that most of the carriers disappear in the ordered state and this leads to a drastic increase in both phononic and electronic mean-free-path.

PACS numbers: 72.15.Eb, 71.27.+a, 63.20.Kr

Over the years, the phase transition which occurs at $T_0 \sim 18$ K in URu₂Si₂ has become a notorious enigma of Heavy-Fermion(HF) physics. This phase transition is associated with a large jump in heat capacity[1, 2, 3] similar to the one observed in several anti-ferromagnetically ordered HF compounds. On the other hand, and in contrast with the latter, the magnetic moment in the ordered state appears to be very weak($\sim 0.03\mu_B/U$)[4]. Such a small magnetic moment is a feature found in many HF compounds. The puzzle of URu₂Si₂ resides in this unique combination. This is the only case of ordering by heavy electrons with large anomalies in all macroscopic properties leading to a tiny magnetic moment.

In order to resolve this apparent paradox, many models have been proposed[5, 6, 7, 8, 9, 10, 11]. It is widely suspected that there is a hidden order parameter[12] distinct from the weak antiferromagnetism. Several exotic orders have been imagined[5, 6, 9, 10]. More recently, a feature in the ²⁹Si NMR data has provided support for electronic phase separation in the hidden-order state[13]. The debate has been mostly focused on the unusual thermodynamic properties of this ordering. The challenge for the theory has been to identify the degrees of freedom corresponding to the huge amount of entropy lost in the transition. Transport properties have not attracted a comparable attention. However, as indicated by the recent observation of a very large Nernst effect in the hidden-order state[14], they may prove to contain interesting information.

In this paper, we report on a study of thermal conductivity in URu₂Si₂ that detects a notable difference between this compound and all other HF systems which order anti-ferromagnetically. The distinct signature of this phase transition in thermal transport is a steep increase in the Lorenz number at the onset of transition. After confirming the validity of the Wiedemann-Franz law in the ordered state and excluding the hypothetical case of heat transport by carriers other than phonons and

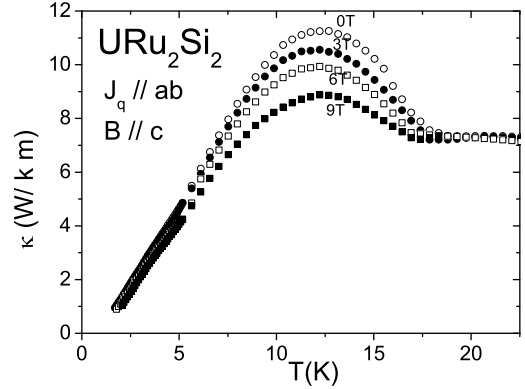


FIG. 1: Temperature dependence of thermal conductivity of sample 1 for different magnetic fields.

electrons, we will argue that results support a scenario in which most of the electronic carriers vanish and this leads to an increase in the mean-free-path of both surviving quasi-particles and heat-carrying phonons. Thus, the consequences of this phase transition on thermal transport are strikingly similar to the well-known case of the superconducting transition in the high- T_c cuprates.

This observation highlights the drastic decrease in the carrier density induced by the hidden order leads in URu₂Si₂, which becomes one order of magnitude lower than in comparable magnetically-ordered HF compounds. This neglected feature provides unnoticed constraints for theoretical models.

The two single crystals of URu₂Si₂ used in this study were prepared by Czochralski method in Grenoble and in Tokai. They were designated as no. 1 (2) with a residual resistivity of $\rho_0 \sim 10.3(19.5) \mu\Omega$ cm. One-heater-two-thermometers set-ups were used to measure both the lon-

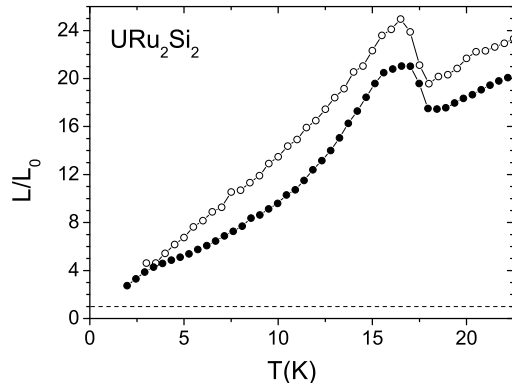


FIG. 2: The zero-field Lorenz number normalized to the Sommerfeld value as a function temperature for sample 1 (solid circles) and sample 2 (empty circles).

gitudinal thermal conductivity (in both samples) and the transverse thermal conductivity (in sample 2). Cernox chips were used as thermometers in both set-ups. The temperature was regulated using another cernox thermometer with no correction for its magnetoresistance in presence of a magnetic field. The thermoelectric (Seebeck and Nernst) coefficients of sample 1 were also measured using an identical set-up and recently reported in a separate communication[14].

Fig. 1 displays the thermal conductivity, $\kappa(T)$, of URu_2Si_2 as a function of temperature for different magnetic fields. The data, measured on sample 1, are similar to the results obtained for sample 2. As seen in the figure, the onset of transition at $T_0 \sim 18$ K is accompanied with an enhancement of thermal conductivity leading to the appearance of a visible maximum of thermal conductivity in the ordered state. As seen in the figure, this upturn in $\kappa(T)$ is reduced by the application of a magnetic field. Since the magnetic field is known both to gradually destroy the ordered moment and to reduce T_0 [15, 16], the latter observation is not surprising.

In this regard, the case of URu_2Si_2 appears identical to several all other compounds studied in the vicinity of a magnetic order. This is the case of UPd_2Al_3 (which orders antiferromagnetically at $T_N \sim 14$ K)[17], CeRhIn_5 ($T_N=3.8$ K)[19] as well as rare-earth compounds of the generic formula RB_6 (with $\text{R}=\text{Pr}, \text{Nd}, \text{Gd}$ and $4 \text{ K} < T_N < 16 \text{ K}$)[18]. In all these cases, heat transport in the ordered state improves due to the sudden freezing of a major scattering mechanism of the heat carriers.

However, URu_2Si_2 presents a unique feature which becomes visible by comparing the conduction of heat, κ , and charge, σ , and contrasting the change in each induced by the onset of ordering. One convenient method for such a comparison is to focus on the temperature dependence of the Lorenz number, a ratio of thermal to charge conductivities: $L = \frac{\kappa}{\sigma T}$. According

to the Wiedemann-Franz(WF) law, in absence of lattice conductivity and inelastic scattering of electrons, this number becomes equal to the Sommerfeld value, $L_0 = \frac{\pi^2}{3} \left(\frac{k_B}{e} \right)^2 = 24.4 nW/(K^2 m)$. Fig. 2 displays the temperature dependence of the normalized Lorenz number, $\frac{L}{L_0}$ in the two samples of URu_2Si_2 used in this study. As seen in the figure, in both cases ordering leads to a sudden *increase* in $\frac{L}{L_0}$. In other words, thermal conduction, even after normalization to the charge transport, still displays an enhancement. This is in sharp contrast with the other compounds mentioned above. In those cases, ordering leads to a decrease in $\frac{L}{L_0}$: the enhancement in thermal conduction is not large enough to match the increase in the charge transport canal[17, 18, 19].

In order to explore the possible origin of this singular behavior of URu_2Si_2 , let us begin by separating the effect of the phase transition on different types of heat carriers. As seen in Fig. 2, the large magnitude of $\frac{L}{L_0}$ (~ 18) at the onset of transition indicates that the contribution of the quasi-particles to heat transport constitutes a tiny fraction of the total thermal conductivity. The situation is similar in UPd_2Al_3 where $\frac{L(T=T_N)}{L_0} \sim 11$ [17]. However, this is not the case of PrB_6 , NdB_6 , GdB_6 or CeRhIn_5 . In the latter systems, with quasi-particles carrying most or all of heat, the observed decrease in $\frac{L}{L_0}$ is undoubtedly due to a change in the inelastic scattering of electrons. Above T_N , spin fluctuations scatter conduction electrons and their sudden freezing by the onset of ordering leads to a steep increase in conductivity[18, 19]. Now, inelastic scattering is more efficient in impeding the transport of heat than charge, since those scattering events which imply little change in the momentum of the scattered quasi-particle leave a much stronger signature in thermal resistance. In this context, a sudden drop in $\frac{L}{L_0}$ with ordering is a signature of more frequent small wave-vector scattering events in the ordered state. In other words, the presence of magnetic fluctuations above T_N tends to amplify the relative weight of large- \mathbf{q} scattering and to rectify the excess in thermal resistivity produced by inelastic e-e scattering. Interestingly, this picture seems relevant even for UPd_2Al_3 . In spite of the much smaller relative weight of quasi-particles in heat transport (which account for less than ten percent of the total), the transition is accompanied with a *reduction* of $\frac{L}{L_0}$ [17]. Therefore, one is brought to explore the possible reasons which makes the case of URu_2Si_2 so different. Why does the occurrence of the hidden order lead to an excessive enhancement of thermal conductivity?

One hypothetical possibility is the existence of an exotic heat transport introduced by the hidden order. In order to check this, we have measured the Righi-Leduc (or the thermal Hall) effect in the ordered state of URu_2Si_2 . This effect, which refers to the emergence of a transverse thermal gradient in response to a longitudinal heat current (and in presence of a perpendicular magnetic field) is associated with a finite value of the off-diagonal thermal conductivity tensor κ_{xy} . It has been employed successfully to separate the electronic and lattice compo-

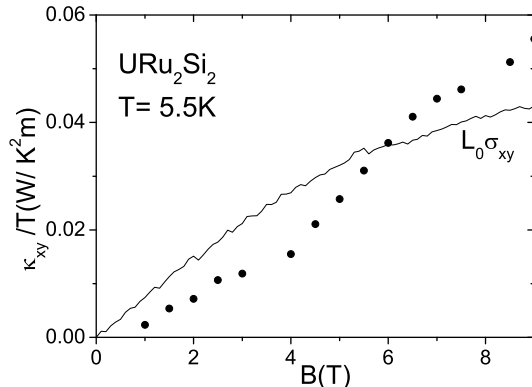


FIG. 3: The field dependence of $\frac{\kappa_{xy}}{T}$ at $T=5.5$ K in sample 2. The solid line represents the field-dependence of σ_{xy} in the same sample multiplied by the Sommerfeld value.

nents of heat conduction in the superconducting state of $\text{YBa}_2\text{Cu}_3\text{O}_{7-\delta}$ [20]. Among heat carriers, only those which are skew-scattered in presence of a magnetic field are expected to contribute to κ_{xy} . A verification of the Wiedemann-Franz correlation between κ_{xy} and σ_{xy} has been reported for copper[21].

As seen in Fig.3, at $T=5.5$ K, that is well below T_0 , the magnitude of κ_{xy}/T is comparable with $L_0\sigma$, confirming the validity of WF correlation in the ordered state of URu_2Si_2 . We note that for lower magnetic fields, $(\kappa_{xy}/\sigma_{xy}T) < L_0$ and the inequality is reversed at higher magnetic fields. A small downward deviation from the WF correlation is expected in presence of inelastic scattering, which is what is detected at lower fields. The uncorrected magnetoresistance of the regulating thermometer appears to account for the behavior observed at higher fields. At this stage, we conclude on the adequacy of WF correlation between charge and heat conduction by electronic excitations even in presence of the hidden order. We can rule out the presence of any additional carriers exposed to skew scattering besides the conventional electronic ones. If there is any heat transport by magnetic excitations, it cannot be distinguished from lattice heat transport. Therefore, in the following discussion, any contribution to heat transport by bosonic excitations would be addressed as part of the conventional phonon heat conductivity.

If heat conduction in URu_2Si_2 is the sum of electronic (κ_e) and lattice (κ_{ph}) components as usual, then let us separate them in order to see what sets the phase transition occurring at 18K apart. Assuming $\kappa_e = L\sigma T$, i.e. supposing the validity of the WF law for the electronic contribution to thermal conductivity, one obtains $\kappa_e(T)$ and $\kappa_{ph}(T)$ as displayed in Fig. 4. The striking feature of the figure is the enhancement of κ_{ph} below T_0 . Note that If the $\frac{L}{L_0}$ drops for the electronic component, as observed in other systems, then the extracted enhancement in the

lattice contribution would become even stronger. We will argue below that this feature, exclusive to URu_2Si_2 , is a consequence of the vanishing of most of the itinerant electrons and a concomitant decrease in the electronic scattering of phonons.

The opening of an energy gap upon ordering in URu_2Si_2 was detected as early as the discovery of this phase transition. An activated behavior is clearly resolved in the temperature dependence of both resistivity and the specific heat[1, 2, 3]. The magnitude of the energy gap extracted from these measurements (50-110K) is somewhat smaller than, but not far different from, the gap observed in spin excitation spectrum (1.8 meV)[4, 16]. The quantification of the fraction of the Fermi surface destroyed by the opening of this gap, however, is less straightforward. By monitoring the change in the magnitude of the linear electronic specific heat ($\gamma = C_{el}/T$), Fisher and co-workers estimated that the fraction of the Fermi surface removed is 31 percent[22], not very different from earlier estimations employing the same method[3]. Now, the change in γ induced by AF ordering in UPd_2Al_3 (from 210 mJ/K² above T_N to 150 below) implies the removal of a comparable fraction of the Fermi Surface[23]. However, the consequences of ordering for thermal conductivity in the two systems are visibly different.

If the transition affects both the effective mass and the density of carriers, then the change in specific heat does not simply reflect the fraction of Fermi Surface lost. There are two distinct experimental observations indicating that the change in γ underestimates the fraction of the Fermi Surface lost in the transition in URu_2Si_2 . i) The five-fold jump in the Hall coefficient R_H induced by the transition[14, 24], which (taken at its face value) reflects a large decrease in carrier density; ii) The three-fold increase in the linear term of the thermopower, S/T , which points to an enhancement of the entropy per carrier in the ordered state[14]. In such a case, the change in entropy per volume monitored by γ is much smaller than the change in carrier density. Neither of these occur in the case of UPd_2Al_3 .

Moreover, by comparing the physical properties of URu_2Si_2 and UPd_2Al_3 at low temperatures, one finds three independent lines of evidence suggesting that the carrier density in the former is one order of magnitude smaller than the latter. a) The Hall coefficient in the zero-temperature limit, remarkably large in URu_2Si_2 ($R_H \sim 10^{-8} \text{ m}^3/\text{C}$ corresponding to 0.05 carriers per U in a simple one-band picture[14, 24]), exceeds by a factor of twenty the same quantity in UPd_2Al_3 [25]. Note that neither multi-band effects (which would eventually reduce the total R_H) or skew scattering (estimated in the zero-temperature limit using the Pauli susceptibility[24]) can explain the magnitude of R_H in URu_2Si_2 . b) In dHvA studies, a Dingle temperature of similar magnitude ($T_D \sim 0.2\text{K}$) was obtained, in spite of the fact that the residual resistivity of the URu_2Si_2 sample (with $\rho_0 \sim 9.5 \mu\Omega \text{ cm}$) studied was much higher than the

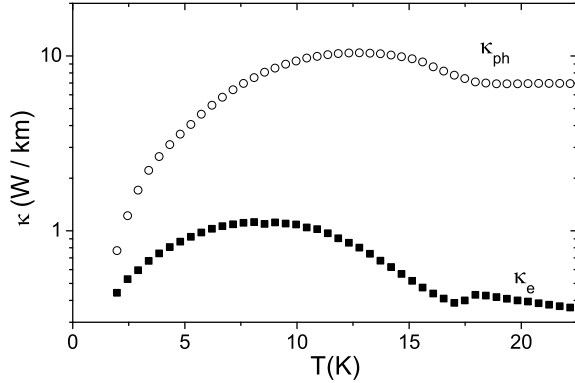


FIG. 4: Lattice (κ_{ph}) and electronic (κ_e) components of thermal conductivity in sample 1, assuming $\kappa_e = L_0 \sigma T$ in the whole temperature range.

UPd₂Al₃ one ($\rho_0 \sim 1.4 \mu\Omega \text{ cm}$). In other words, the same carrier mean-free-path corresponds to an electric conductivity which is almost one order of magnitude lower in URu₂Si₂[28]. c) The superconducting penetration depth, λ is almost 2.5 times larger in URu₂Si₂ than in UPd₂Al₃[29]. Since $\frac{1}{\lambda^2} \propto \frac{n_s}{m^*}$, this implies that the ratio of the superfluid density, n_s , to the effective mass, m^* , is more than six times larger in the former compound.

If ordering in URu₂Si₂ leads to the removal of nine-tenth of the Fermi surface as suggested by the above-mentioned data (and imaginable in a Spin Density Wave scenario), its intriguing signature on thermal transport will find a natural explanation. Lattice thermal conductivity is known to increase abruptly in many Charge Density Wave transitions because of the vanishing of elec-

tronic scatterers[30, 31]. Sizable increase in phonon thermal conductivity due to the opening of a superconducting gap[32] is not unusual either. The case of URu₂Si₂ is more intriguing as it leads to an increase in *both* thermal and electric conductivities in spite of the loss of a huge fraction of charged carriers. In other words, the partial destruction of the Fermi surface leads to an increase in the scattering time of both phonons and electrons[33]. Thermal transport in this context presents a curious similarity with the more familiar case of cuprates. In YBa₂Cu₃O_{7- δ} , the opening of the d-wave superconducting gap leads to an enhancement of both phononic and electronic components of thermal conductivity[20].

The diluted carrier concentration in URu₂Si₂ may prove to be an important piece of the puzzle. Until now, the debate has focused on the small magnetic moment of $0.03 \mu_B/\text{U}$ without considering the density of itinerant electrons per uranium which is also unusually small. An intimate connection between these two properties remains an open question. They may be two distinct consequences of the Fermi surface nesting at T_0 . Further exploration of transport properties under pressure, where the hidden order is replaced by a large moment AF state is clearly desirable. Theoretically, thermal transport by nodal quasi-particles in an unconventional density wave state[9] appears as an interesting subject to explore.

In summary, our study of heat transport in URu₂Si₂ detected a drastic enhancement in lattice thermal conductivity consequent to the loss of a large fraction of the Fermi surface. Both the electronic and phonon lifetime are enhanced in the ordered state which appears to be associated with a remarkably low level of carrier concentration.

K. B. acknowledges the hospitality of the University of Tokyo, where this research was partially carried out.

-
- [1] T. T. M. Palstra *et al.*, Phys. Rev. Lett. **55**, 2727 (1985)
 - [2] W. Schlabitz *et al.*, Z. Phys. B **62**, 171 (1986)
 - [3] M. B. Maple *et al.*, Phys. Rev. Lett. **56**, 185 (1986)
 - [4] C. Broholm *et al.*, Phys. Rev. Lett. **58**, 1467 (1987); Phys. Rev. B **43**, 12809 (1991)
 - [5] V. Barzykin and L. P. Gor'kov, Phys. Rev. Lett. **70**, 2479 (1993)
 - [6] P. Santini and G. Amoretti, Phys. Rev. Lett. **73**, 1027 (1994)
 - [7] A. E. Sikkema *et al.*, Phys. Rev. B **54**, 9322 (1996)
 - [8] Y. Okuno and K. Miyake, J. Phys. Soc. Jpn. **67**, 2469 (1998)
 - [9] H. Ikeda and Y. Ohashi, Phys. Rev. Lett. **81**, 3723 (1998)
 - [10] P. Chandra *et al.*, Nature, **417**, 831 (2002)
 - [11] V. P. Mineev and M. E. Zhitomirsky, cond-mat/0412055, unpublished.
 - [12] N. Shah *et al.*, Phys. Rev. B **61**, 564 (2000)
 - [13] K. Matsuda *et al.*, Phys. Rev. Lett. **87**, 87203 (2001); J. Phys.:Condens. Matter **15**, 2363 (2003)
 - [14] R. Bel *et al.*, Phys. Rev. B **70**, 220501(R) (2004)
 - [15] S. A. M. Mentink *et al.*, Phys. Rev. B **53**, R6014 (1996)
 - [16] F. Bourdarot *et al.*, Phys. Rev. Lett. **90**, 067203 (2003)
 - [17] M. Hiroi *et al.*, J. Phys. Soc. Japan **66**, 1595 (1997)
 - [18] M. Sera *et al.*, Phys. Rev. B **54**, R5207 (1996)
 - [19] J. Paglione *et al.*, cond-mat/0404269 (2004)
 - [20] K. Krishana, J. M. Harris, and N. P. Ong, Phys. Rev. Lett. **75**, 3529 (1995)
 - [21] Y. Zhang *et al.*, Phys. Rev. Lett. **84**, 2219-2222 (2000)
 - [22] R. A. Fisher *et al.*, Physica B **163**, 419 (1990)
 - [23] C. Geibel *et al.*, Z. Phys. B **84**, 1 (1991)
 - [24] J. Schoenes *et al.*, Phys. Rev. B **35**, 5375 (1987); A. L. Dawson *et al.*, J. Phys.:Condens. Matter **1**, 6817 (1989)
 - [25] M. Huth *et al.*, Phys. Rev. B **50**, 1309 (1994)
 - [26] H. Ohkuni *et al.*, J. Phys. Soc. Japan **66**, 945 (1997)
 - [27] Y. Haga *et al.*, J. Phys. Soc. Japan **68**, 342 (1999)
 - [28] In very clean URu₂Si₂ samples (with $\rho_0 \sim 1.27 \mu\Omega \text{ cm}$), the Dingle temperature drops to 35mK. (See Ohkuni *et al.*, Phil. Mag. B **79**, 1045 (1999))
 - [29] A. Amato, Rev. Mod. Phys. **69**, 1119 (1997)
 - [30] M. D. Núñez-Regueiro, J. M. Lopez-Castillo and C. Ay-

- ache, Phys. Rev. Lett. **55**, 1931 (1985)
- [31] E. B. Lopes *et al.*, J. Phys.: Condens. Matter, **4** L357 (1992)
- [32] S. Belin, K. Behnia and A. Deluzet, Phys. Rev. Lett. **81**, 4728 (1998)
- [33] The increase in the electronic mean-free-path induced by the transition is also reflected in the 30-fold enhancement of the Hall angle below T_0 [14].