

Voter Model on Heterogeneous Graphs

V. Sood^{1,*} and S. Redner^{1,†}

¹*Theory Division and Center for Nonlinear Studies,
Los Alamos National Laboratory, Los Alamos, New Mexico 87545*

We study the voter dynamics model on heterogeneous graphs. We exploit the non-conservation of the magnetization to characterize how consensus is reached on networks with different connectivity patterns. For a network of N sites with an arbitrary degree distribution, we show that the mean time to reach consensus T_N scales as $N\mu_1^2/\mu_2$, where μ_k is the k^{th} moment of the degree distribution. For a power-law degree distribution $n_k \sim k^{-\nu}$, we thus find that T_N scales as N for $\nu > 3$, as $N/\ln N$ for $\nu = 3$, as $N^{(2\nu-4)/(\nu-1)}$ for $2 < \nu < 3$, as $(\ln N)^2$ for $\nu = 2$, and as $\mathcal{O}(1)$ for $\nu < 2$.

PACS numbers: 02.50.-r, 05.40.-a, 89.75.Fb

In this letter we study the voter model [1] on heterogeneous networks and show that its behavior is dramatically different than that on regular lattices. Many recent studies of basic statistical mechanical models on heterogeneous graphs have begun to understand how the dispersity in the node degree (the number of links attached to a node) affects critical behavior. A representative but incomplete set of examples include percolation [2], the Ising model [3, 4, 5, 6, 7], diffusion and random walks [8, 9, 10, 11], as well as the voter model itself [12, 13, 14, 15].

The voter model is perhaps the simplest example of cooperative behavior and its simplicity is the reason for our interest in this system. In the model, each site of a graph is endowed with two states – spin up and spin down. The evolution consists of the following two steps: (i) pick a random voter; (ii) the selected voter adopts the state of a randomly-chosen neighbor. These steps are repeated until a finite system necessarily reaches consensus.

Two basic properties of the voter model are the exit probabilities and the mean time until consensus. The former refer to the probabilities for the system to end with all spins up, $E_+(\rho_0)$, or all spins down, $E_-(\rho_0) = 1 - E_+$, as a function of the initial density of up spins ρ_0 . Because the mean magnetization (averaged over all realizations and all histories) is conserved, and because the only possible final states are consensus, $E_+(\rho_0) = \rho_0$. The consensus time T_N depends fundamentally on the number of sites N and secondarily on ρ_0 (unless ρ_0 is close to 0 or 1). For the N dependence, it is well known that on a regular lattice in d dimensions T_N scales as N^2 for $d = 1$, as $N \ln N$ for $d = 2$, and as N for $d > 2$ [1, 16]. Our main results are to characterize the route by which consensus is reached and to determine T_N for heterogeneous networks.

To understand how dispersity in the node degree affects voter model dynamics, we first study the simple example of the complete bipartite graph $K_{a,b}$, with $a + b$

sites that are partitioned into two subgraphs of a and b sites (Fig. 1). Each site in the a subgraph is connected to all sites in the b subgraph, and vice versa. Thus the a sites all have degree b , while the b sites all have degree a .

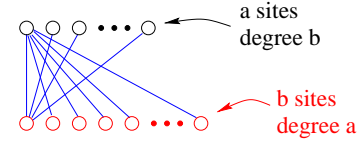


FIG. 1: The complete bipartite graph $K_{a,b}$.

Consider voter model evolution on this graph. Let $N_{a,b}$ be the respective number of up spins on each subgraph. In an update event, these numbers change according to

$$\begin{aligned} dN_a &= \frac{a}{a+b} \left[\frac{a - N_a}{a} \frac{N_b}{b} - \frac{N_a}{a} \frac{b - N_b}{b} \right], \\ dN_b &= \frac{b}{a+b} \left[\frac{b - N_b}{b} \frac{N_a}{a} - \frac{N_b}{b} \frac{a - N_a}{a} \right]. \end{aligned} \quad (1)$$

In the equation for dN_a , the gain term accounts for flipping a down spin in subgraph a due to its interaction with an up spin in subgraph b , while the loss term accounts for flipping of an up spin in subgraph a . The second equation similarly accounts for the evolution of N_b . Since the time increment for an event is proportional to $1/(a+b)$, the subgraph densities $\rho_a = N_a/a$ and $\rho_b = N_b/b$ obey $\dot{\rho}_a = \rho_b - \rho_a$ and $\dot{\rho}_b = \rho_a - \rho_b$, with solution

$$\rho_{a,b}(t) = \frac{1}{2}[\rho_{a,b}(0) - \rho_{b,a}(0)] e^{-2t} + \frac{1}{2}[\rho_a(0) + \rho_b(0)],$$

while the density of up spins in the entire system satisfies $\dot{\Sigma} = (a\dot{\rho}_a + b\dot{\rho}_b)/(a+b) = (b-a)(\rho_a - \rho_b)/(a+b)$.

Although the magnetization $m = 2\Sigma - 1$ is ostensibly not conserved, the bias in the rate equations for ρ_a and ρ_b drive the subgraph densities to the common value $\rho_{a,b}(\infty) = \frac{1}{2}[\rho_a(0) + \rho_b(0)]$ and magnetization conservation is restored as this final state is approached. It should be mentioned that magnetization non-conservation in the voter model on heterogeneous networks was pointed out previously [14], where it was also shown that the magnetization is conserved if a link-based update rule is used.

*Electronic address: vsood@bu.edu

†Electronic address: redner@cnls.lanl.gov; On leave of absence from Department of Physics, Boston University

These results for the subgraph densities immediately give the exit probabilities for the voter model. Since $\rho_a + \rho_b$ is conserved, the sum of the subgraph densities in the final state equals 2 with probability E_+ . Thus

$$E_+ = 1 - E_- = \frac{1}{2}[\rho_a(0) + \rho_b(0)]. \quad (2)$$

Notice that when the initial spins on the two subgraphs are oppositely oriented, there is an equal probability of ending with all spins up or all spins down, *independent* of the size of the subgraphs. In the extreme case of the star graph $K_{a,1}$, with $a \gg 1$ up spins at the periphery and a single down spin at the center, there is only a 50% change that the system will end with all spins up. Thus a single spin with a macroscopic number of neighbors plays a significant role in determining the final state.

We now study the mean time until consensus $T(\rho_a, \rho_b)$ – either all spins up or all spins down – as a function of ρ_a and ρ_b , the respective initial densities of up spins on the a and b subgraphs. By enumerating all possible outcomes after a single spin-flip event, the mean consensus time satisfies the recursion formula [17, 18]:

$$\begin{aligned} T(\rho_a, \rho_b) = & \frac{a}{a+b} (1 - \rho_a) \rho_b [T(\rho_a + \frac{1}{a}, \rho_b) + \delta t] \\ & + \frac{a}{a+b} \rho_a (1 - \rho_b) [T(\rho_a - \frac{1}{a}, \rho_b) + \delta t] \\ & + \frac{b}{a+b} (1 - \rho_b) \rho_a [T(\rho_a, \rho_b + \frac{1}{b}) + \delta t] \\ & + \frac{b}{a+b} \rho_b (1 - \rho_a) [T(\rho_a, \rho_b - \frac{1}{b}) + \delta t] \\ & + (1 - \rho_a - \rho_b + 2\rho_a \rho_b) [T(\rho_a, \rho_b) + \delta t], \quad (3) \end{aligned}$$

where $\delta t = 1/(a+b) \equiv 1/N$ is the time step for a single spin-flip attempt. For example, the first term accounts for picking a down spin from the a subgraph and then an up spin from the b subgraph, so that $\rho_a \rightarrow \rho_a + \frac{1}{a}$. Similar explanations apply to the next three terms. The last term accounts for the case where the two selected spins have the same sign. This equation is subject to the boundary conditions $T(0,0) = T(1,1) = 0$.

Expanding this recursion formula to second order, we find, after some straightforward algebra,

$$\begin{aligned} N\delta t = & (\rho_a - \rho_b)(\partial_a - \partial_b)T(\rho_a, \rho_b) \\ & - \frac{1}{2}(\rho_a + \rho_b - 2\rho_a \rho_b) \left(\frac{1}{a} \partial_a^2 + \frac{1}{b} \partial_b^2 \right) T(\rho_a, \rho_b) \end{aligned} \quad (4)$$

where ∂_i denotes a partial derivative with respect to ρ_i . The first term on the right-hand side accounts for the convection that drives the system to equal subgraph magnetizations. This bias can be seen directly by writing the continuum master equations for the evolution of subgraph magnetizations themselves. The convective term in these equations, which is the same as that in Eq. (4), drives the system to have equal subgraph densities in a time of the order of one. Subsequently, diffusive fluctuations govern the ultimate approach to consensus, as illustrated in Fig. 2.

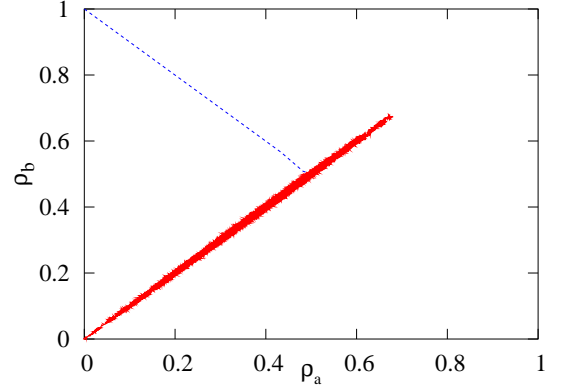


FIG. 2: Trajectory of subgraph densities, $\rho_b(t)$ versus $\rho_a(t)$, for one realization of the voter model on a bipartite graph with $a = b = 10^5$ and with $(\rho_a(0), \rho_b(0)) = (0, 1)$. The dotted curve is the initial transient for $t \lesssim 1$, after which diffusive motion leads to consensus at $(0, 0)$.

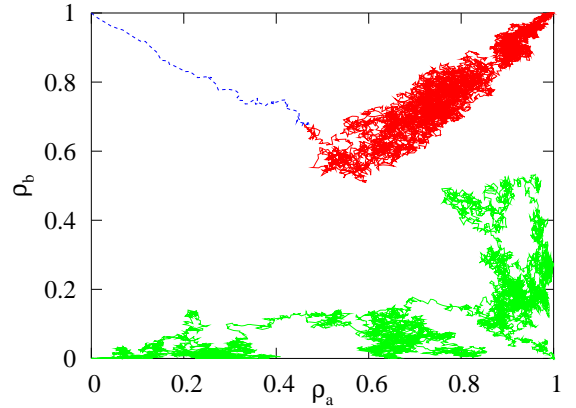


FIG. 3: Density of up spins ρ_a in clique a versus the corresponding ρ_b for one realization of the voter model on a two-clique graph that consists of two complete graphs of 10^4 nodes with C crosslinks per node. Shown are the cases $C = 1$ [initial state $(1,0)$ and final state $(0,0)$] and $C = 100$ [initial state $(0,1)$ and final state $(1,1)$].

It bears emphasizing that the approach to consensus depends strongly on the interconnectivity of the network. As an illustration, consider a network that consists of two strongly connected cliques a and b , represented by complete graphs, with tenuous connections between cliques. For dilute crosslink density, each clique persists in local consensus so that the state of the system can linger in the discordant states $(\rho_a, \rho_b) = (0, 1)$ or $(1, 0)$ before global consensus is ultimately achieved. However, for higher crosslink density, each clique is driven to have the same composition, after which global consensus is achieved.

We now calculate the consensus time by replacing the subgraph densities ρ_a and ρ_b by their average value $\rho = \frac{1}{2}(\rho_a + \rho_b)$. In so doing, we are ignoring the initial transient for $t \gtrsim 1$, during which the subgraph densities

are unequal. Accordingly, we replace the partial derivatives with respect to ρ_a and ρ_b in Eq. (4) by the derivative with respect to ρ . Then Eq. (4) becomes

$$\frac{1}{4}\rho(1-\rho)\left(\frac{1}{a}+\frac{1}{b}\right)\partial^2 T = -1, \quad (5)$$

with solution

$$T_{ab}(\rho) = -\frac{4ab}{a+b}[(1-\rho)\ln(1-\rho) + \rho\ln\rho] \quad (6)$$

The crucial point is that the N dependence of the prefactor can range between $\mathcal{O}(1)$ and $\mathcal{O}(N)$. For example, if $a = \mathcal{O}(1)$ and $b = \mathcal{O}(N)$ (as in a star graph), the consensus time $T_{ab} \sim \mathcal{O}(1)$, while if both a and b are $\mathcal{O}(N)$, then $T_{ab} \sim \mathcal{O}(N)$, as in the mean-field limit.

Building on our approach for the bipartite graph, we now study graphs with an arbitrary degree distribution. We define ρ_k as the density of up spins in the subset of sites with degree k . In a similar fashion to Eq. (3), the recursion formula for the mean consensus time on a heterogeneous graph, with initial densities $\{\rho_k\}$, is:

$$\begin{aligned} T(\{\rho_k\}) &= \sum_k \mathbf{P}(k; - \rightarrow +) [T(\rho_k + \delta_k) + \delta t] \\ &+ \sum_k \mathbf{P}(k; + \rightarrow -) [T(\rho_k - \delta_k) - \delta t] \\ &+ \sum_k \mathbf{Q}(\{\rho_k\}) [T(\{\rho_k\}) + \delta t], \end{aligned} \quad (7)$$

where $\mathbf{P}(k; - \rightarrow +)$ is the probability that a spin down on a node of degree k flips in an update, $\mathbf{P}(k; + \rightarrow -)$ is the corresponding spin flip probability from up to down, \mathbf{Q} is the probability of no flip, and $\delta_k = 1/(Nn_k)$ is the change in ρ_k when a spin flip occurs at a site of degree k . Here n_k is the fraction of sites with degree k .

We write the spin-flip probability as

$$\mathbf{P}(k; - \rightarrow +) = \frac{1}{N} \sum_{\substack{k_x=k \\ s_x=-1}} \sum_{\substack{y \\ s_y=1}} \frac{1}{k_x} A_{xy}, \quad (8)$$

where A_{xy} is the adjacency matrix element between sites x and y ($A_{xy} = 1$ if x and y are connected and $A_{xy} = 0$ otherwise). That is, we sum over all node pairs where the spin s_x at node x with degree k points down and its neighbor s_y points up. We now make a mean-field assumption that the degrees of neighboring nodes are uncorrelated. Correspondingly, \mathbf{A} may be written as $k_x k_y / \mu_1 N$, where $\mu_1 \equiv \sum_k k n_k$ is the mean node degree for the graph. Thus we replace A_{xy} by the probability that the edge between node x of degree k_x and node y of degree k_y exists. Now the second sum in Eq. (8) simplifies to

$$\frac{1}{\mu_1 N} \sum_{\substack{y \\ s_y=1}} k_y = \frac{1}{\mu_1} \sum_j j n_j \rho_j \equiv \omega.$$

That is, we decompose the nodes y according to their degree, and we define ω for the average degree-weighted

density of up spins. Since the first sum gives the density of down spin in the subset of nodes with degree k , Eq. (8) can now be written as $\mathbf{P}(k; - \rightarrow +) = n_k \omega (1 - \rho_k)$, and similarly, $\mathbf{P}(k; + \rightarrow -) = n_k (1 - \omega) \rho_k$. Finally, the probability that there is no change in a single spin flip attempt is $\mathbf{Q}(\{\rho\}) = 1 - \sum_k (\mathbf{P}(k; - \rightarrow +) + \mathbf{P}(k; + \rightarrow -))$.

These simplifications enable us to write Eq. (7) as

$$\begin{aligned} -\delta t &= \sum_k n_k [\omega(1 - \rho_k)(T(\rho_k + \delta_k) - T(\{\rho\}))] \\ &+ \sum_k n_k [(1 - \omega)\rho_k(T(\rho_k - \delta_k) - T(\{\rho\}))] \end{aligned} \quad (9)$$

Expanding this recursion to second order we obtain

$$N\delta t = \sum_k (\rho_k - \omega) \partial_k T - \sum_k \frac{(\omega + \rho_k - 2\omega\rho_k)}{2Nn_k} \partial_k^2 T, \quad (10)$$

where ∂_k denotes the partial derivative with respect to ρ_k . The effect of the convective terms on the right-hand side is again to drive the system to the state where ρ_k is equal to the weighted magnetization ω for all k . We checked this behavior by observing the evolution of single realizations of the voter model on a scale-free graph with $n_k \propto k^{-3}$. For the initial state, all sites with degree larger than μ_1 had spins pointing down while all remaining sites had spin up. A plot of the density of up spins on high-degree sites versus the density of up spins on low-degree sites again has a similar behavior as in Fig. 2. Thus for long times we drop the convective terms and set $\rho_k = \omega \forall k$. Concomitantly, we transform the partial derivatives with respect to k to derivatives with respect to ω by using $\partial_k \omega = n_k k / \mu_1$ to reduce (10) to

$$\frac{1}{N} \sum_k \left(\frac{k^2}{\mu_1^2} n_k \right) \omega(1 - \omega) \partial_\omega^2 T = -1.$$

Since the sum of over k is the second moment μ_2 of the degree distribution, this equation can be reduced to a similar form to (5), with solution

$$T_N(\omega) = -N \frac{\mu_1^2}{\mu_2} [(1 - \omega) \ln(1 - \omega) + \omega \ln \omega]. \quad (11)$$

For a scale-free network [19] with degree distribution $n_k \sim k^{-\nu}$, the m^{th} moment is $\mu_m \sim \int^{k_{\max}} k^m n_k dk$. Here $k_{\max} \sim N^{1/(\nu-1)}$ is the maximal degree in a finite network of N nodes which is obtained from the extremal condition $\int_{k_{\max}} k^{-\nu} dk = \frac{1}{N}$ [21]. Thus the second moment diverges at the upper limit for $\nu \leq 3$ while the first moment diverges for $\nu \leq 2$.

Assembling the results for the moments, the mean consensus time on a scale-free graph has the N dependence

$$T_N \sim \begin{cases} N & \nu > 3, \\ N/\ln N & \nu = 3, \\ N^{(2\nu-4)/(\nu-1)} & 2 < \nu < 3, \\ (\ln N)^2 & \nu = 2, \\ \mathcal{O}(1) & \nu < 2. \end{cases} \quad (12)$$

The prediction $T_N \sim N/\ln N$ for $\nu = 3$ may explain the apparent power-law $T_N \sim N^{0.88}$ reported in a previous simulation of the voter model on such a network [14].

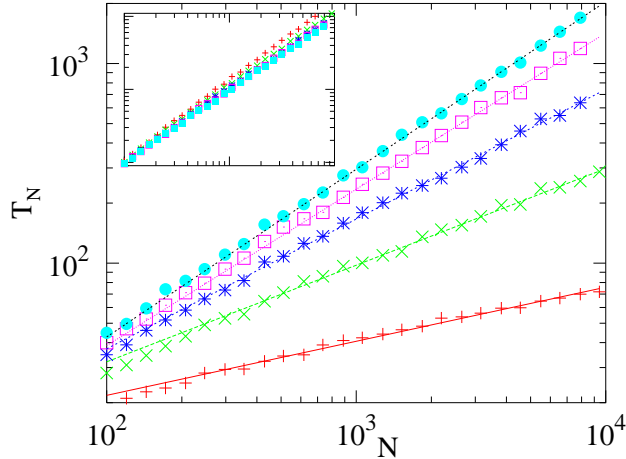


FIG. 4: Consensus time T_N versus N on scale-free networks with degree distribution $n_k = k^{-\nu}$ for $\nu = 2.1$ (+), 2.3 (x), 2.5 (*), 2.7 (\square) and 2.9 (\bullet). Each data point is based on 100 graph realizations, each with 10 voter model realizations. The lines are best fits to the data. The inset shows the same data plotted in the scaled form $\mu_2 T_N / \mu_1^2$ versus N .

To test Eq. (12), we simulated the voter model on the growing network with redirection [20]. This network is built by adding nodes sequentially, where each new node attaches either to a randomly-selected node with probability $1 - r$ or to the ancestor of this target with probability r . The out degree of each node is 2, and redirection was applied for both outgoing links of the new node. Redirection gives a network with a power-law degree distribution $n_k \propto k^{-\nu}$, with $\nu = 1 + \frac{1}{r}$. Thus ν ranges

between the values $(2, \infty)$ as r is varied between 0 and 1.

Fig. 4 shows the N dependence of T_N for representative values of the degree exponent ν . The comparison between Eq. (12) and the slopes of the data in the figure are: 0.18 vs. 0.27 for $\nu = 2.1$, 0.38 vs. 0.48 for $\nu = 2.3$, 0.67 vs. 0.65 for $\nu = 2.5$, 0.82 vs. 0.78 for $\nu = 2.7$, 0.95 vs. 0.84 for $\nu = 2.9$. Part of the discrepancy between theory and the data may be due to finite-size effects, as the second moment μ_2 grows slowly in N for $\nu \rightarrow 3$. By plotting the scaled consensus time $\mu_2 T_N / \mu_1$ (inset), we obtain much better agreement between theory and simulations.

In summary, the voter model on a heterogeneous networks approaches consensus by a network-interconnectivity dependent route. For strong local clustering, each cluster persists in local consensus before global consensus is reached. For stronger connections between clusters, the system quickly reaches a homogeneous magnetization state, after which diffusive fluctuations drive the system to consensus. By neglecting degree correlations, we found that the N dependence of the consensus time T_N on scale-free graphs depends on the degree distribution exponent ν . For the extreme cases of $\nu < 2$, $T_N \sim \mathcal{O}(1)$, while for $\nu > 3$, $T_N \sim N$. In the intermediate regime of $2 < \nu < 3$, T_N has a ν -dependent power-law behavior on N , with an exponent that interpolates smoothly between 0 and 1 for the two respective extreme limits. The discrepancy between theory and data may stem from finite-size effects or from the neglect of degree correlations. These issues are under study.

Acknowledgments

We gratefully acknowledge financial support from NSF grants DMR0227670 (at BU) and DOE grant W-7405-ENG-36 (at LANL).

-
- [1] T. M. Liggett, *Stochastic interacting systems: contact, voter, and exclusion processes*, (Springer-Verlag, New York, 1999).
 - [2] C. Moore and M. E. J. Newman, Phys. Rev. E **62**, 7059 (2000).
 - [3] S. N. Dorogovtsev, A. V. Goltsev, and J. F. F. Mendes, Phys. Rev. E **66**, 016104 (2002).
 - [4] G. Bianconi, cond-mat/0204455.
 - [5] C. P. Herrero, Phys. Rev. E **65**, 066110 (2002). (cond-mat/0206079)
 - [6] M. B. Hastings, Phys. Rev. Lett. **91**, 098701 (2003).
 - [7] J. Viana Lopes, Yu. G. Pogorelov, J. M. B. Lopes dos Santos, and R. Toral, cond-mat/0402138.
 - [8] E. Almaas, R. V. Kulkarni, and D. Stroud, Phys. Rev. E **68**, 056105 (2003).
 - [9] J. D. Noh and H. Rieger, Phys. Rev. Lett. **92**, 118701 (2004).
 - [10] N. Masuda and N. Konno, Phys. Rev. E, **69**, 066113 (2004).
 - [11] V. Sood and S. Redner, J. Phys. A **38**, 109 (2005).
 - [12] C. Castellano, D. Vilone, and A. Vespignani, Europhys. Lett. **63**, 153 (2003).
 - [13] D. Vilone and C. Castellano, Phys. Rev. E **69**, 016109 (2004).
 - [14] K. Suchecki, C. M. Equiluz, and M. San Miguel, cond-mat/0408101.
 - [15] F. Wu and B. A. Huberman, cond-mat/0407252.
 - [16] P. L. Krapivsky, Phys. Rev. A **45**, 1067 (1992).
 - [17] N. G. van Kampen, *Stochastic Processes in Physics and Chemistry*, 2nd ed. (North-Holland, Amsterdam, 1997).
 - [18] S. Redner, *A Guide to First-Passage Processes*, (Cambridge University Press, New York, 2001).
 - [19] A. L. Barabási and R. Albert, Science **286**, 509 (1999).
 - [20] P. L. Krapivsky and S. Redner, Phys. Rev. E **63**, 066123 (2001).
 - [21] P. L. Krapivsky and S. Redner, J. Phys. A **35**, 9517 (2002).