

# Ferromagnetism in Fe-substituted spinel semiconductor $\text{ZnGa}_2\text{O}_4$

Tulika Maitra and Roser Valent

Institut für Theoretische Physik, J. W. Goethe Universität,  
Robert-Mayer Str. 8, 60054 Frankfurt am Main, Germany

Motivated by the recent experimental observation of long range ferromagnetic order at a relatively high temperature of 200K in the Fe-doped  $\text{ZnGa}_2\text{O}_4$  semiconducting spinel, we propose a possible mechanism for the observed ferromagnetism in this system. We show how a model similar to the double exchange model can be written down for this system and calculate the ground state phase diagram for the two cases where Fe is doped either at the tetrahedral position or at the octahedral position. We find that in both cases such a model can account for a stable ferromagnetic phase in a wide range of parameter space. We also argue that in the limit of high  $\text{Fe}^{2+}$  concentration at the tetrahedral positions a description in terms of a two band model is essential. The two  $e_g$  orbitals and the hopping between them play a crucial role in stabilizing the ferromagnetic phase in this limit. The case when Fe is doped simultaneously at both the tetrahedral and the octahedral position is also discussed.

PACS numbers: 75.50.Pp, 75.30.Et, 75.50.Gg

## I. INTRODUCTION

Diluted magnetic semiconductors (DMS) are recently being intensively studied in connection with their possible application for spintronic devices[1]. Special attention has been devoted to the III-V semiconductors[1, 2] which develop long range ferromagnetic order with Curie temperatures of about 100K upon doping with a low concentration of magnetic impurities like Mn. Since spintronic applications would become widely accessible if the ferromagnetism is achieved at room temperature, there is a continuous search for new materials with high Curie temperatures.

The experiments that are being done in this field consist mostly of inducing ferromagnetic order in a semiconducting host material by doping it with a suitable magnetic impurity. In a very recent experiment[3], Rishbud and coauthors have tried an alternative approach to induce ferrimagnetic order in a wide band gap semiconductor  $\text{ZnGa}_2\text{O}_4$  where there are two cation sites which can be substituted by impurity ions. They considered the solid solution  $[\text{ZnGa}_2\text{O}_4]_{1-x}[\text{Fe}_3\text{O}_4]_x$  of  $\text{ZnGa}_2\text{O}_4$  and  $\text{Fe}_3\text{O}_4$  with  $x = 0.05, 0.10$  and  $0.15$ . Long-range magnetic order was observed in all the three samples with Curie temperatures up to 200K as well as ferromagnetic hysteresis of the magnetization at low temperatures. Interestingly, the saturation magnetic moment which should be  $4 \mu_B$  per  $\text{Fe}_3\text{O}_4$  unit, is about  $1 \mu_B$  instead. This has been interpreted [3] as an indication that certain fraction of Fe is not contributing to the ferromagnetic long range order (LRO). Moreover, Mossbauer experiments[3] seem to detect only  $\text{Fe}^{3+}$  ions. We note at this point that in the context of  $\text{Fe}_2\text{O}_3$ , it has already been argued that above the Verwey transition [4] an  $\text{Fe}^{2+}$  cation can be viewed as an  $\text{Fe}^{3+}$  plus a delocalized electron.

Motivated by these observations and the different nature of this system with respect to the III-V semiconductors, we investigate in what follows the origin of the

induced ferromagnetism in Fe doped  $\text{ZnGa}_2\text{O}_4$  by considering a description of the various possible limits of the problem in terms of an effective model.

The host semiconductor  $\text{ZnGa}_2\text{O}_4$  has a spinel crystal structure  $\text{AB}_2\text{O}_4$  with two cation sites:  $\text{Zn}^{2+}$  (A) in a tetrahedral co-ordination and  $\text{Ga}^{3+}$  (B) in an octahedral co-ordination of oxygens.  $\text{Fe}_3\text{O}_4$  has, on the other hand, an inverse spinel structure with a chemical composition  $\text{Fe}_A^{3+}\text{Fe}_B^{2+}\text{Fe}_B^{3+}\text{O}_4$ . When Fe is substituted in  $\text{ZnGa}_2\text{O}_4$  via the solid solution  $[\text{ZnGa}_2\text{O}_4]_{1-x}[\text{Fe}_3\text{O}_4]_x$ , it can either replace Zn in the tetrahedral position or Ga in the octahedral position. Here we will consider the following two cases: i) all the substituted Fe are in tetrahedral positions and ii) all the substituted Fe are in octahedral positions. We also assume the most general case, namely, that an Fe can have both  $\text{Fe}^{3+}$  and  $\text{Fe}^{2+}$  oxidation states irrespective of whether it is in a tetrahedral or in an octahedral position and that it is always in a high-spin state with  $\text{spin} = 5/2$  and  $\text{spin} = 2$  respectively [5]. We will briefly outline the case where Fe ions are in both tetrahedral and octahedral positions at the end.

## II. MODEL

$\text{ZnGa}_2\text{O}_4$  is a direct band gap semiconductor with an energy gap of about 4.1eV [6, 7]. Previous bandstructure calculations [8] for  $\text{ZnGa}_2\text{O}_4$  showed that the valence states right below the Fermi level are mostly of oxygen character with the contribution of Zn and Ga being very small. Recently, Nonaka et al. [9] calculated the electronic structure of the spinel cluster  $[\text{Zn}_{17}\text{Ga}_{28}\text{O}_{104}]^{90}$  to investigate its mechanical and piezoelectric properties when one of the tetrahedral  $\text{Zn}^{2+}$  was substituted by a magnetic transition-metal impurity and they observed that the new energy states originating from the impurity 3d orbitals appear in the band gap away from the valence and conduction band states. In a tetrahedral environ-

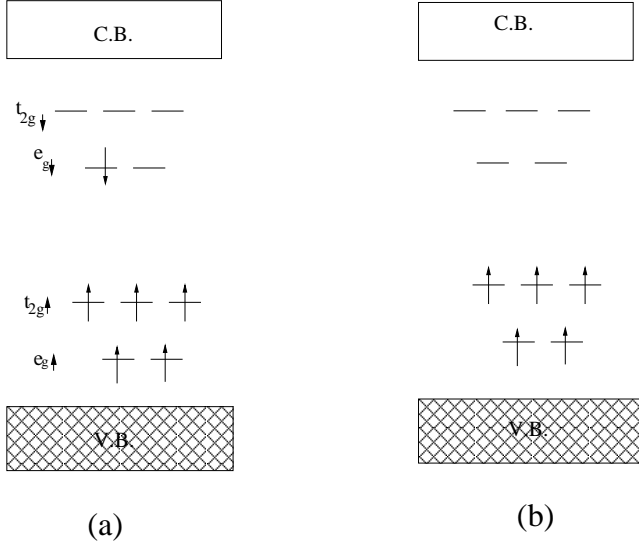


FIG. 1: Schematic energy level diagram showing the 3d states of doped Fe in the band gap of ZnGa<sub>2</sub>O<sub>4</sub> semiconductor. (a) Fe<sup>2+</sup> and (b) Fe<sup>3+</sup> in a tetrahedral crystal field. V.B. and C.B. denote valence band and conduction band of the semiconductor respectively.

ment, the ligand field of the surrounding oxygens splits the 3d energy levels of the impurity atom into doubly degenerate e<sub>g</sub> levels with lower energy and triply degenerate t<sub>2g</sub> levels with higher energy. The molecular orbital calculations in Ref. [9] give an estimate of the crystal field and the spin splitting of Fe<sup>2+</sup> in the [FeZn<sub>16</sub>Ga<sub>28</sub>O<sub>104</sub>]<sup>90</sup> cluster to be about 0.5eV and 3eV respectively. In Fe<sup>2+</sup> the outer shell electron configuration is 3d<sup>6</sup>, the electrons distribute within the band gap according to Hund's rule: 2 in the e<sub>g</sub> up spin sector, 3 in the t<sub>2g</sub> up spin sector and 1 in the e<sub>g</sub> down spin sector (see Fig. 1). In the Fe<sup>3+</sup> state there are 5 electrons in the outer shell and the down spin sector is therefore empty.

Based on the electronic structure described above for the doped system, we now motivate a possible mechanism for the ferromagnetic LRO observed in [ZnGa<sub>2</sub>O<sub>4</sub>]<sub>1-x</sub>[Fe<sub>3</sub>O<sub>4</sub>]<sub>x</sub>. Let us consider first the case where all the doped Fe are in tetrahedral positions. The energy level diagram of Fe 3d orbitals in the tetrahedral coordination are shown in Fig. 1. As observed by Risbud et. al., the ratio of Fe/Zn is 1:3 for x = 0.15 sample. Since the Fe concentration is not very low, the system cannot be described using a Kondo impurity model [10]. It is much more reasonable to assume that the electrons hop between doped sites via the oxygen orbitals in the same way as in the double exchange mechanism in the manganites [11]. Indeed, without such a long range transport of electrons, the ferromagnetic LRO observed in this system would be difficult to account for, a view shared in other theoretical analyses [12] of LRO in DMS.

We first consider the situation when the neighbouring doped tetrahedral sites are all Fe<sup>3+</sup>. There are 5 electrons of the same spin in each site due to Hund's rule. If

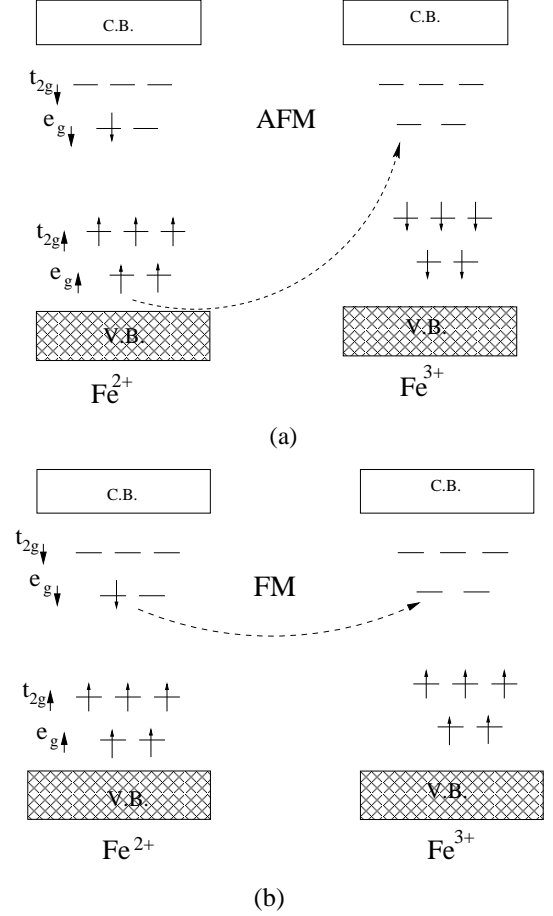


FIG. 2: Electron hopping between Fe<sup>2+</sup> and Fe<sup>3+</sup> at neighbouring tetrahedral doped sites with (a) antiferromagnetic alignment of spins (b) ferromagnetic alignment of spins.

the spins at each site are ferromagnetically aligned then the hopping of an electron between two sites is blocked by the Pauli principle. But if they are antiferromagnetically aligned the system gains superexchange energy by a virtual process of electron transfer between the Fe ions. Therefore, when all Fe ions are in Fe<sup>3+</sup> state, an antiferromagnetic (AFM) alignment of spins is preferred.

Let us examine now the case where both Fe<sup>2+</sup> and Fe<sup>3+</sup> are present in the neighbouring sites (see Fig. 2). If the 5 electrons in Fe<sup>2+</sup>, all aligned, are in an antiferromagnetic configuration with the spins of the neighbouring Fe<sup>3+</sup> (Fig. 2(a)), then an electron in Fe<sup>2+</sup> has to pay an amount of energy equal to the Hund's coupling ( $J_H$ ) in order to hop from one Fe<sup>2+</sup> site to a neighbouring Fe<sup>3+</sup> site. In the case of large  $J_H$  this is practically forbidden and the system will try to gain the superexchange energy, approximately  $\frac{t^2}{J_H}$ ; where  $t$  is the appropriate hopping integral between the relevant orbitals [13]. On the contrary, in a ferromagnetically aligned arrangement (Fig. 2(b)), the minority spin electron in Fe<sup>2+</sup> can move to a neighbouring Fe<sup>3+</sup> site without paying extra energy and the system gains kinetic energy (KE) in this process. From

the above discussion, it is evident that when  $J_H$  is large, the system will prefer to be in the ferromagnetic state rather than the antiferromagnetic one. When  $J_H$  is moderate then all these energy scales are comparable and the competition between kinetic energy, superexchange energy (SE) and  $J_H$  will decide the phase boundaries.

It is useful to make a note at this point that the  $\text{Fe}^{2+}$  ion with 3 electrons in its  $e_g$  orbitals is likely to be Jahn-Teller (JT) active, i.e. the doubly-occupied orbital stabilizes over the singly occupied one, whereas  $\text{Fe}^{3+}$  is not, with two electrons in the two  $e_g$  orbitals. In this case one can work with only one  $e_g$  orbital for  $\text{Fe}^{2+}$  (the Jahn-Teller stabilized one) with electrons hopping through this orbital. The mechanism of magnetic exchange due to electron delocalization goes through without loss of generality as outlined above (with possible reduction in the overall  $e_g$  bandwidth, which can be scaled away). The third  $e_g$  electron in the  $\text{Fe}^{2+}$  site and the corresponding  $e_g$  orbital can be ignored. But as we will see in the following, this single orbital model is not sufficient to describe the case where all (or most of the) doped Fe are in a  $\text{Fe}^{2+}$  state. One has then to take into account both  $e_g$  orbitals and the hopping among them.

Let us consider two neighbouring tetrahedral Fe ions, both in  $\text{Fe}^{2+}$  configuration. Since each of them has 3 electrons in their  $e_g$  orbitals, one  $e_g$  orbital is full and the other has one electron. Therefore the only way electrons can hop is via this half-filled orbital. In this case, there are several possibilities arising from the relative values of the JT stabilization energy ( $J_{\text{JT}}$ ) and the bandwidth ( $W$ ) of the  $e_g$  bands ( $J_{\text{JT}} < W$  for the system under consideration). Consider the situation when  $J_{\text{JT}} > W$ . In this case ferromagnetism is inhibited if the hopping matrix is diagonal. If, however, there exists off-diagonal hopping  $t^{12}$  (which, in general, depends on the orbitals involved and the symmetry of the lattice), then ferromagnetism could stabilize via a virtual hopping with a gain of ferromagnetic exchange energy  $(t^{12})^2/J_H$ . This FM phase is not driven by KE as in the double exchange mechanism. However, there is also a competing AFM phase that gains superexchange energy of order  $t^2/(J_H + J_{\text{JT}})$ .

In the limit  $J_{\text{JT}} < W$ , the FM state is driven by the double exchange mechanism as in the  $\text{Fe}^{2+}$ - $\text{Fe}^{3+}$  mixed configuration. The FM state is stabilized by the KE of the  $e_g$  electrons since the superexchange energies are less than the KE. The underlying ground state, though, will be different when only diagonal hopping is allowed. In this case, in order to gain the KE, the  $\text{Fe}^{2+}$  ions will remain in a cooperative, staggered JT distorted arrangement which costs additional energy which depends on and may not be stable if AFM superexchange energy is larger [14].

In Fig. 3 we show the situation arising in the case  $J_{\text{JT}} = 0$  with the  $e_g$  orbitals in a cubic environment and nonzero overlap among them. One electron (either up or down) from the doubly occupied  $e_g$  orbital of  $\text{Fe}^{2+}$  on one site can always move to the singly occupied  $e_g$  orbital on the next  $\text{Fe}^{2+}$  site. In case of antiferromagnetic align-

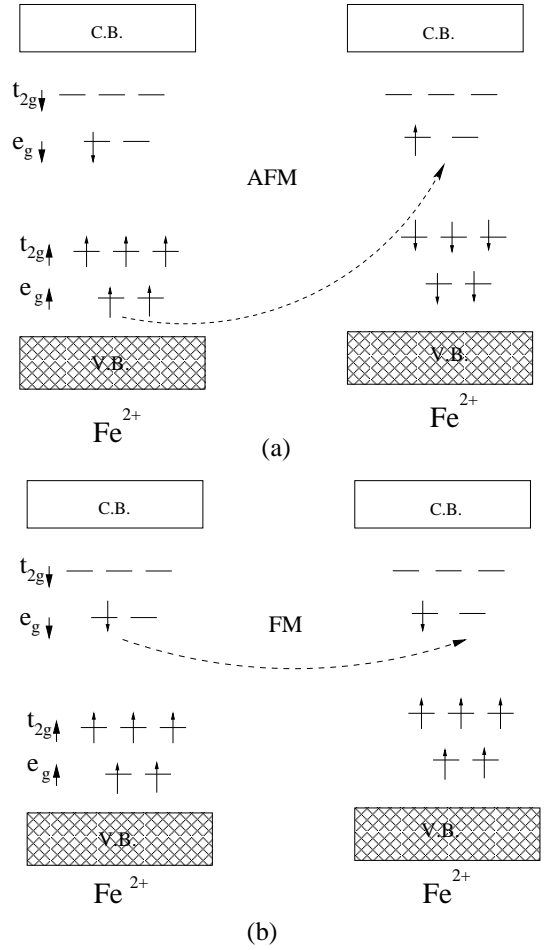


FIG. 3: Electron hopping in (a) antiferromagnetic phase (b) ferromagnetic phase when both neighbouring doped tetrahedral sites are  $\text{Fe}^{2+}$ .

ment (shown in Fig. 3(a)), the hopping of an electron from one  $\text{Fe}^{2+}$  site to the next costs  $J_H$  amount of energy. The superexchange mechanism through virtual hopping is the only energy gain. In the ferromagnetic state (Fig. 3(b)), however, the initial and final states are degenerate and the system gains kinetic energy due to resonance. It is also evident that the physics for large  $\text{Fe}^{2+}$  concentration is different from the low  $\text{Fe}^{2+}$  concentration limit. In the low concentration limit, an effective single orbital model captures the physical situation well, while in the high concentration limit, two bands are crucial for its understanding. This situation is somewhat reminiscent of the manganites where in the electron-doped side (hole concentration  $x > 0.5$ ) the two  $e_g$  orbitals and the hopping between them play a crucial role in determining [15] the competition between the different magnetic phases whereas in the hole-doped side ( $x < 0.5$ ), a model with only the Jahn-Teller stabilized single orbital is adequate.

Based on the above discussion we write down the following model Hamiltonian for Fe-doped

ZnGa<sub>2</sub>O<sub>4</sub> assuming a cubic environment

$$H = \sum_{\langle ij \rangle} \sum_{\alpha, \beta} t_{ij}^{\alpha\beta} c_{i\alpha}^\dagger c_{j\beta} + J_H \sum_i S_i \cdot s_i + J_{AF} \sum_{\langle ij \rangle} S_i \cdot S_j \quad (1)$$

Here we treat the  $t_{2g}$  electrons as localized and  $e_g$  electrons itinerant as outlined earlier. In the above Hamiltonian the first term represents the kinetic energy with  $t_{ij}$  being the anisotropic hopping integral between two  $e_g$  orbitals [16, 17, 18]. Here  $i, j$  are site indices and  $\alpha, \beta = 1, 2$  are  $e_g$  orbital indices. The second term is the Hund's coupling term between the localized  $t_{2g}$  spins and the itinerant  $e_g$  spins and the third term represents the antiferromagnetic superexchange coupling between the neighbouring  $t_{2g}$  spins. We have not considered the intra- and inter-orbital Coulomb repulsion (e.g., the terms like  $U \sum_i n_{i\alpha} n_{i\beta}$  and  $U' \sum_{\langle ij \rangle} n_{i\alpha} n_{j\alpha}$ ) here [19]. In the half-filled situation when we have all Fe in  $Fe^{3+}$  states the ferromagnetic phase is blocked by Pauli principle and an antiferromagnetic phase is favoured as we discussed above. The third term in the model (Eq. 1) representing the antiferromagnetic superexchange satisfies this limit.

We treat the  $t_{2g}$  spin subsystem with a magnitude  $3/2$  semiclassically as is also the standard practice in the case of manganites [11]. We do not, however, make the further assumption prevalent in manganite and DMS literature i.e.,  $J_H \neq 1$ . Indeed, such an assumption would preclude the presence of a  $Fe^{+2}$  state.  $J_H$  in the foregoing is treated as a parameter and its value, as gleaned from the spin splitting observed in the band structure calculations [9], is typically large (about 3 eV). Assuming an uncanted homogeneous groundstate we choose  $S_i = S_0 \exp(iQ \cdot r_i)$  where  $S_0 = 3/2$  and  $Q = (0; 0; 0)$  for the ferromagnetic phase and  $Q = (\pi; \pi; \pi)$  for the antiferromagnetic phase. With this choice the first two terms of Hamiltonian (1) reduce to

$$H_1 = \sum_k c_k^\dagger c_k + J_H S_0 \sum_k c_k^\dagger c_{k+Q} + J_{AF} S_0 \sum_k c_k^\dagger c_{k+Q} \quad (2)$$

$$\begin{aligned} H_k^{11} &= 2t(\cos k_x + \cos k_y) \\ H_k^{12} &= H_k^{21} = \frac{2}{3}t(\cos k_x - \cos k_y) \\ H_k^{22} &= \frac{2}{3}t(\cos k_x + \cos k_y) - \frac{8}{3}t \cos k_z \end{aligned} \quad (3)$$

Here 1 corresponds to  $d_{x^2-y^2}$  and 2 to  $d_{3z^2-r^2}$  orbital and  $t$  is the magnitude of hopping integral between two neighbouring  $d_{x^2-y^2}$  orbitals in the  $x, y$  direction. The superexchange contribution to the Hamiltonian is given by

$$E_{SE} = \frac{J_{AF} S_0^2}{2} (2 \cos \alpha_{xy} + \cos \alpha_z) \quad (4)$$

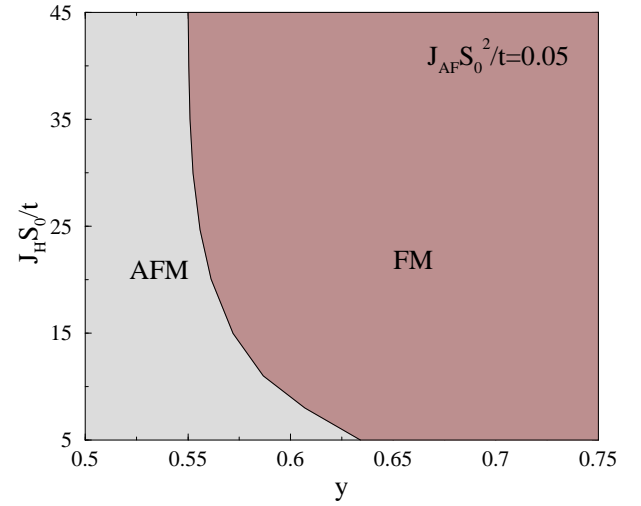


FIG. 4: Ground state phase diagram for Eq. 2 in the  $y$   $J_H S_0 t$  plane where  $y$  is the  $e_g$  electron concentration and with  $J_{AF} S_0^2/t = 0.05$ .

where  $\alpha_{xy}$  is the angle between neighbouring spins in the  $xy$  plane and  $\alpha_z$  in the  $z$ -direction.  $\alpha_{xy} = \alpha_z = 0$  for the ferromagnetic phase and  $\alpha_{xy} = \alpha_z = \pi$  in the antiferromagnetic phase. These two angles could be different from  $\pi$  or 0 in general and allow for canting.

We diagonalize the Hamiltonian (Eq. 2) at each  $k$  point on a momentum grid and calculate the ground state energy for ferromagnetic and antiferromagnetic states in their uncanted spin configurations. The magnetic structure with minimum ground state energy is determined for each set of parameters ( $y$ ,  $J_H$  and  $J_{AF}$ ), the two  $e_g$  orbitals are taken to be degenerate presently ( $\Delta = 0$ ). Here  $y$  is the  $e_g$  electron concentration,  $y = 0.5$  corresponds to the limit where all Fe ions are in their  $Fe^{3+}$  state and  $y = 0.75$  corresponds to all Fe in  $Fe^{2+}$  state. In Fig. 4 we show the ground state phase diagram in the  $y$   $J_H S_0 t$  plane with  $J_{AF} S_0^2/t = 0.05$  [20] as an illustration. However, this value of  $J_{AF} S_0^2/t$  is varied in a wide range to obtain the phase diagram given in Fig. 5. In the above figure we see that at  $y=0.5$  where all Fe ions are in their  $Fe^{3+}$  state the system is antiferromagnetic at all values of the Hund's coupling  $J_H$  as we expected since the ferromagnetic state is blocked by the Pauli exclusion principle in this limit. As we increase the concentration of  $Fe^{2+}$ , the electron concentration increases in the down spin band which can hop from site to site and the system gains kinetic energy. Due to the competition, modulated by the value of  $J_H$ , between the kinetic energy which favours a FM configuration and superexchange energy which favours an AFM state, a ferromagnetic phase is indeed stabilized over the antiferromagnetic one from moderate to high concentration of  $Fe^{2+}$ . As the value of  $J_H$  is increased, the ferromagnetic phase becomes broader and at very large  $J_H$  the ferromagnetic region becomes almost independent of  $J_H$ .

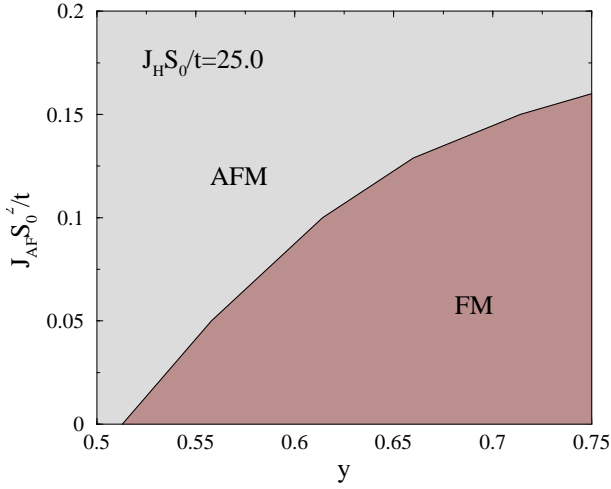


FIG. 5: The phase diagram in the  $y - J_{AF} S_0^2/t$  plane considering both  $e_g$  orbitals and the hopping among them in the model.

In Fig. 5 we present the ground state phase diagram in the  $y - J_{AF} S_0^2/t$  plane at a typical value of  $J_H S_0/t = 25.0$  which is again estimated from the electronic structure calculation given in ref.[9]. Note that there exists a wide region in parameter space where the ferromagnetic phase is stabilised.

In the limit of non-degenerate  $e_g$  orbitals, we examine the situation for  $J_H > W$ . As argued earlier, there exists the possibility of a ferromagnetic phase via double exchange here too in the region of mixed  $Fe^{+2} - Fe^{+3}$  shown in Fig. 6. In this case, the AFM state reappears as the  $Fe^{+2}$  concentration increases because of reduced effective hopping. The phase diagram is symmetric about  $y = 0.625$  and the regions of stability of these phases are nearly independent of  $W$  as expected. The rather interesting possibilities involving orbital order have not been discussed here. The orbital order can be generated by the anisotropic hopping as well as the JT distortion. It can also be enhanced by the Coulomb correlations[15]. These and related issues will be addressed elsewhere[19].

So far we have investigated the case where the doped Fe ions are in the tetrahedral positions of  $ZnGa_2O_4$  with  $Fe^{2+}$  and  $Fe^{3+}$  valence states. Let us now examine the case when Fe is doped into octahedral positions. Due to the octahedral crystal field the energy levels of Fe that appear in the band gap will be split into triply degenerate  $t_{2g}$  levels having lower energy than the doubly degenerate  $e_g$  levels. In this case the 6th. electron in  $Fe^{2+}$  will occupy the  $t_{2g}$  level. The overlap integrals between the  $t_{2g}$  orbitals are calculated from Slater-Koster integrals [16] as usual. In this scenario, we have to consider the  $t_{2g}$  electron as itinerant and take into account the overlap integrals between the  $t_{2g}$  orbitals in the kinetic energy term of Hamiltonian Eq. 2. We note at this point that in the spinel crystal structure of  $ZnGa_2O_4$  these octa-

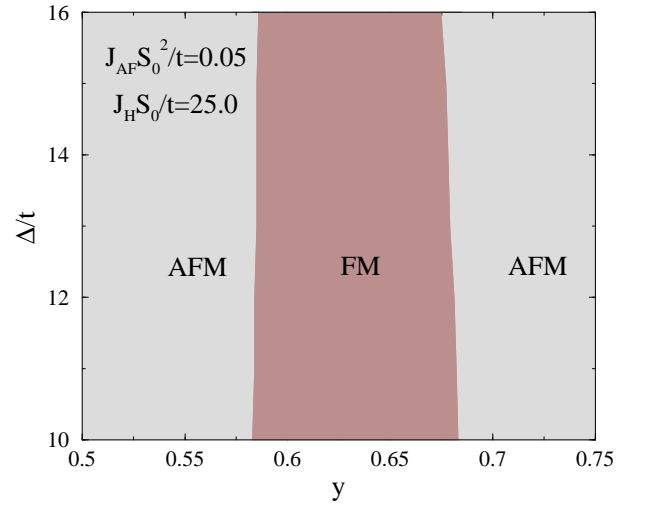


FIG. 6: The ground state phase diagram in  $y - t$  at a typical value of  $J_H S_0/t = 25.0$  and  $J_{AF} S_0^2/t = 0.05$

hedral centers which are occupied by the Ga atoms are arranged in a tetrahedral fashion among themselves and hence these positions are geometrically frustrated. We have not considered this geometrical frustration in the present calculation because the experimentally observed ratio of Fe to Ga is small (1:6). The Fe atoms are assumed to be not frustrated and arranged in a cubic environment for the present calculation.

In the first term of Hamiltonian (1)  $i = 1, 2, 3$  where 1, 2 and 3 represent  $xy, yz$  and  $zx$  orbitals. In  $k$ -space the Hamiltonian can be written in the form of equation (2) except the fact that  $k$  is now a  $3 \times 3$  matrix with the elements given by

$$\begin{aligned} t_{11}^k &= 2t^0(\cos k_x + \cos k_y) \\ t_{22}^k &= 2t^0(\cos k_y + \cos k_z) \\ t_{33}^k &= 2t^0(\cos k_x + \cos k_z) \end{aligned} \quad (5)$$

Where  $t^0$  is the magnitude of the hopping integral between the neighbouring  $\pi$ -bonded  $xy$  orbitals in the  $x, y$  direction. The inter-orbital overlaps are zero as obtained from the Slater-Koster integrals. Following similar procedures outlined above we calculated the ground state phase diagrams (not shown here) and observed that the ferromagnetic phase is stable in wide range of parameter space in this case also.

Since a detailed electronic structure calculation [19] for this doped system is not available yet, it is difficult to comment on whether  $t_{2g}$  or  $e_g$  electrons are more delocalised. There have been reports [21] in the literature of related materials like ZnO based diluted magnetic semiconductors (doped with Fe, Co or Ni) that the  $e_g$  have more itinerant character. The input from a detailed band structure calculation can shed more light on which of the above cases gives predominant contribution to the electron transport in the present system and participate in the double exchange mechanism.

We observe from the above study for Fe doped  $\text{ZnGa}_2\text{O}_4$  that ferromagnetism can result in this system from a delicate competition between double exchange favouring FM and super-exchange favouring AFM state when both  $\text{Fe}^{2+}$  and  $\text{Fe}^{3+}$  valence states are present. Though the present experimental situation in this system does not make the limit of all  $\text{Fe}^{2+}$  in tetrahedral positions a very relevant one, nevertheless, there is interesting underlying physics connected with the interplay between dominant Jahn-Teller, double exchange and superexchange interactions in this limit. Finally, note should be taken of the case where the doped Fe ions go to both tetrahedral and octahedral environments replacing Zn and Ga ions respectively. In this mixed situation, it is necessary to sort out the extended and localized states from a careful density functional calculation [19]. As the  $e_g$ - $t_{2g}$  orbital overlap is negligible, it could be possible that in the mixed situation the double exchange mechanism would operate within Fe ions which are in the same kind of crystalline environment (i.e. either in the tetrahedral or in the octahedral positions) and hence only a part of the Fe that are doped into the system would take part in the ferromagnetic long range order [3]. However, the model is expected to work as long as there are mobile electrons coupled to a relatively localized spin background. There are also very interesting issues related to the model like the possibility of phase separation and canted spins structures, possible orbital ordering or low dimensional spin orders which have not been investigated here. These cases will be considered at a later stage.

### III. CONCLUSION

In conclusion, we have shown that a double exchange mechanism is operative in the  $\text{ZnGa}_2\text{O}_4$  system doped with Fe and indeed it is possible to get a stable ferromagnetic phase when both  $\text{Fe}^{2+}$  and  $\text{Fe}^{3+}$  valence states are present. If only  $\text{Fe}^{3+}$  state is present as reported in the Mössbauer spectroscopy [3], it is not possible to get ferromagnetism via this mechanism – an insulating AFM state would have been the most likely ground state. As the system is not very dilute and the transition temperature is quite high, it is likely that ferromagnetism in this system is driven by the kinetic energy of mobile electrons via double exchange rather than interaction between localized impurities. A high degree of delocalization of the extra electron in  $\text{Fe}^{2+}$  could also explain the observation of only  $\text{Fe}^{3+}$  states in the Mössbauer experiments. More experiments are needed to be done in order to unambiguously detect the states of Fe in  $\text{ZnGa}_2\text{O}_4$ . A study of the ground states for a range of doping concentrations would be very useful. Photoemission experiments backed by detailed first principle calculations are also indispensable to delineate the relevant orbitals that participate in the double exchange mechanism.

Acknowledgements We would like to thank R. Seshadri and L. Pisani for useful discussions. RV acknowledges the financial support from the German Science Foundation.

- 
- [1] H. Ohno, Science 281, 951 (1998).
  - [2] see T. Dietl, H. Ohno, F. Matsukura, J. Cibert, and D. Ferrand, Science 287, 1019 (2000) and references therein.
  - [3] A. S. Risbud, R. Seshadri, J. Ensling, and C. Felser, cond-mat/0404147; J. Phys. Cond. Mat. (to appear)
  - [4] Z. Szotek, W. M. Temmerman, A. Svane, L. Petit, G. M. Stocks, and H. Winter, Phys. Rev. B 68, 054415 (2003).
  - [5] in the spinel structure Fe usually acquires the high-spin state.
  - [6] S. K. Sam path and F. Cordaro, J. Am. Ceram. Soc. 81, 649 (1998).
  - [7] S. Itoh, H. Toki, Y. Sato, K. Morimoto and T. Kishino, J. Electrochem. Soc., 138, 1509 (1991).
  - [8] S. K. Sam path, D. G. Kanhere and R. Pandey, J. Phys.: Condens. Matter, 11, 3635 (1999). M. Lauer, unpublished
  - [9] M. Nonaka et. al., Key Engineering Materials 228-229 303 (2002)
  - [10] Priya Mahadevan, Alex Zunger, and D. D. Sarma, Phys. Rev. Lett., 93, 177201 (2004).
  - [11] E. Dagotto, T. Hotta and A. Moreo, Physics Reports, 344, 1 (2001)
  - [12] A. Chattopadhyay, S. Das Sarma and A. J. Millis, Phys. Rev. Lett., 87 227202 (2001).
  - [13] Presence of doubly occupied  $e_g$  orbitals in both initial and final states ensures that the intra-orbital Coulomb repulsion ( $U$ ), if included in the discussion, contributes to the total energy in both states.
  - [14] Such orbitally ordered states may be broken easily by defects in these disordered systems and long range transfer of charge carriers inhibited.
  - [15] T. Maier and A. Taraphder, Europhysics Letters 59 896 (2002); T. Maier and A. Taraphder, Phys. Rev. B 68, 174416 (2003)
  - [16] J. C. Slater and G. F. Koster, Phys. Rev., 94, 1498 (1954).
  - [17] P. W. Anderson, Phys. Rev. 115 2 (1959)
  - [18] K. I. Kugel and D. I. Khomskii, Sov. Phys. JETP 37 725 (1973)
  - [19] T. Maier, L. Pisani and R. Valent (to be published)
  - [20] A typical estimate using Hund's coupling strength given in ref.[9]. Since there is a large uncertainty yet in the relevant bandwidths involved, this is a very rough estimate.
  - [21] K. Sato and H. Katayama-Yoshida, Semicond. Sci. Technol. 17 367 (2002).