

Power-law strength-connectivity dependence in weighted scale-free networks

Ginestra Bianconi^{1,2}

¹ *The Abdus Salam International Center for Theoretical Physics, Strada Costiera 11, 34014 Trieste, Italy*

² *INFN, UdR Trieste, via Beirut 2-4, 34014, Trieste, Italy*

We present a simple model of weighted network showing a possible non linear behavior of the scaling of the strength of a node with its connectivity. The model is susceptible of a number of modifications. A relevant one that we call weighted fitness network is considered here. This model can undergo a structural phase transition between a first phase where all links have an infinitesimal fraction of the total weight of the network and a second phase where there are few links with a finite fraction of the total weight of the network. We identify the point where this transition occurs as a function of the ratio between the rate at which the connections increase and the rate at which the weights are strengthened.

PACS numbers: 89.75.Hc, 89.75.Da, 89.75.Fb

Recently many complex systems have been described in terms of the underline network structure formed by a set of nodes representing the elements of the system and by the interconnections which are responsible for making one global entity performing specific functions from many otherwise independent elements. Consequently technological, social, economical and biological systems have been described by the common framework of network theory [1, 2, 3]. The first approach to study networks has been to study their boolean version: for each possible connection between two elements of the system the link was considered to be either present or absent. These types of network are fully defined by the so called adjacency matrix $((a_{i,j}))$ constituted by $N \times N$ elements (where N indicates the total number of nodes in the network) each one indicating the presence of the link between node i and node j ($a_{i,j} = 1$) or its absence ($a_{i,j} = 0$). Nevertheless since the early days of research in network theory [4] it has been recognized that this approach is just the first approximation of the real structure of a number of complex networks. Indeed many systems as the actor network, the airplane network [5], the network of market investments [6] and the metabolic network [7] are characterized by non equivalent links, where each link is weighted by the strength of the interaction it represents. In fact two actors eventually play in more than one movie together, the connections between two airports have different number of passengers and flights each week, the investments involve different volumes of shares and the metabolic reactions are characterized by a different flux. To capture this basic feature of many complex networks one need to consider their weighted version characterized by a $N \times N$ matrix $((w_{i,j}))$ of non-boolean elements $w_{i,j}$. The research on this topic is fairly rich, both analyzing real data and developing models [4, 8, 9, 10, 11]. An important quantity to characterize the relevance of a node in a weighted network is its strength defined as the sum of all the weights of incoming and outgoing links

$$s_i = \sum_j w_{i,j}. \quad (1)$$

Looking at the behavior of the strength of the node with the connectivity k_i two classes of weighted networks can be identified

$$s_i \propto \begin{cases} k_i & \text{for class I networks} \\ k_i^\theta & \text{for class II networks} \end{cases}$$

with $\theta > 1$. While the models of weighted networks in the literature fully capture the mechanism of emergence of networks in the class I [8, 9, 11] to our knowledge only one paper consider the modeling of class II networks by imposing $w_{i,j} = (k_i k_j)^\xi$ [10]. In this paper first we present a simple model generating a weighted network that can be in class I or II as a function of its parameters and then we present a generalization of this model called fitness weighted network. The basic idea of this weighted network model is that in many systems the weight of the links is evolving in time while the network grows. For example in the airport network while more connections are established between new airports and existing ones, the passengers increase for all the existing connections of the network. So we assume that as the network grows with new nodes joining the network, also the total weight of the network increases and existing connections are strengthened. We assume for simplicity that the two processes appear at the same time scale but with different rate. We have assumed a "preferential attachment" [12] or Simon mechanism for the strengthening of the connections of the nodes, i.e. links will increase their weight in proportion of their actual weight. We will show that with these simple assumptions one recovers that as a function of the ratio between the rate at which new connections grow and the rate at which existing links are strengthened we recover either a weighted network in the class I or in the class II. We will study two models in this class: the basic model in which the connection dynamics is given by the Barabási-Albert model [12], and the weighted network model in which the connection dynamics is given by the fitness model [13]. In this second model we characterize a transition between two phases of the network: one in which all links have an infinitesimal amount of the total weight of the network and one in which few connections grab a finite fraction of all the weight in the network.

The basic model - Given a starting network we assume that at each time a new node arrives in the network and attaches m links to the existing nodes of the network establishing connections with a minimal weight w_0 . At the same time other m' links increase their weight of an equal amount w_0 . Each node strengthens one of its connections with a rate that is proportional to its strength, and chooses the connection to update with a probability proportional to its actual weight following a preferential attachment dynamics resulting in a preferential attachment driven by the weight of the links. Consequently the algorithm is as follows: at each time step we add a node and m links following the Barabási-Albert model [12] moreover for m' times we choose a node with probability proportional to its strength, and then we choose one of its connections with probability proportional to its weight and we increase it by w_0 . The mean field equation that the single weight of a link follows is:

$$\begin{aligned} \frac{\partial w_{i,j}}{\partial t} &= w_0 m' \left[\frac{w_{i,j}}{s_i} \frac{s_i}{\sum_{\ell} s_{\ell}} + \frac{w_{i,j}}{s_j} \frac{s_j}{\sum_{\ell} s_{\ell}} \right] \\ &= w_0 2m' \frac{w_{i,j}}{\sum_{\ell, \ell'} w_{\ell, \ell'}}. \end{aligned} \quad (2)$$

The solution of this equation is

$$w_{i,j} = w_0 \left(\frac{t}{t_{i,j}} \right)^{\alpha} \quad \text{with} \quad \alpha = \frac{m'}{m + m'} \quad (3)$$

and $t_{i,j} = \max(t_i, t_j)$. The dynamics of the connectivity is the simple Barabási-Albert [12] model with the connectivity following

$$\frac{\partial k_i(t)}{\partial t} = m \frac{k_i(t)}{\sum_j k_j(t)} \quad (4)$$

having as solution $k_i(t) = m(t/t_i)^{1/2}$. If we define $p_{i,j}$ the probability that a node i is connected to node j ($p_{i,j} = \frac{m}{2\sqrt{t_i t_j}}$), the strength of a node s_i is given by

$$s_i(t) = \sum_j w_{i,j}(t) p_{i,j} = \begin{cases} w_0 \frac{2mm'}{m'-m} \left(\frac{t}{t_i} \right)^{\alpha} & \text{if } m' > m; \alpha > \frac{1}{2} \\ w_0 m \left(\frac{t}{t_i} \right)^{\alpha} + w_0 \frac{m}{2} \frac{t^{\alpha}}{t_i^{1/2}} \log(t/t_i) & \text{if } m' = m; \alpha = \frac{1}{2} \\ w_0 m \left(\frac{t}{t_i} \right)^{\alpha} + w_0 (m + m') \frac{m}{m - m'} \left(\frac{t}{t_i} \right)^{1/2} & \text{if } m' < m; \alpha < \frac{1}{2} \end{cases}$$

Consequently we have that asymptotically in time

$$s_i \propto \begin{cases} k_i^{2\alpha} & \text{if } \alpha > 1/2 \\ k_i \log(k_i) & \text{if } \alpha = 1/2 \\ k_i & \text{if } \alpha < 1/2 \end{cases}$$

and the weights satisfy

$$w_{i,j}(t) \propto (k_{min})^{2\alpha} \quad \text{where} \quad k_{min} = \min(k_i, k_j) \quad (5)$$

making of this model when $m' > m$ a class II weighted network and when $m' < m$ a class I network. To complete the description of the model it is easy to show[12] that both the degree and the weight distributions are scale-free with $P(k) = 2tm^2 k^{-3}$ and

$$P(w) = tw_0^{1/\alpha} \frac{1}{\alpha w^{\delta}} \quad \text{where} \quad \delta = 1/\alpha + 1. \quad (6)$$

We have performed numerical simulations of the model that are indeed well captured by the above mean-field treatment. In Fig.1 we show the evolution of the strength of a node as a function of time for different networks in which we have changed the ratio m'/m which is given by Eq. (5). Moreover we show the non trivial dependence of $s_k = \langle s(k) \rangle$ that deviates from linearity as $m' < m$.

The fitness weighted network-To modify the basic model and obtaining for example a network with disassortative mixing one can consider an addition of an intrinsic quality or fitness η_i to nodes[13]. The fitness affects the dynamics of links as we assume that the fittest node is more likely to acquire a new link than a less fit one. Moreover one can also assign an intrinsic fitness $\eta_{i,j}$ to the link of the network affecting the way links are strengthened. Consequently the fittest links would acquire new weight more likely than less fit ones. As an example of the non trivial way in which this may be done we assume that the fitness of a link (i, j) is connected to the fitness of the nodes by the simple relation

$$\eta_{i,j} = \eta_i + \eta_j \quad (7)$$

as for example we assume that if there is an intrinsic tourist attraction in one city both the way in which new connection will be designed and the way in which new passengers will choose to go will be affected. For this fitness weighted model the weight of single links will increase following

$$\frac{\partial w_{i,j}}{\partial t} = 2m' w_0 (\eta_i + \eta_j) \frac{w_{i,j}}{\sum_{\ell, \ell'} (\eta_{\ell} + \eta_{\ell'}) w_{\ell, \ell'}}. \quad (8)$$

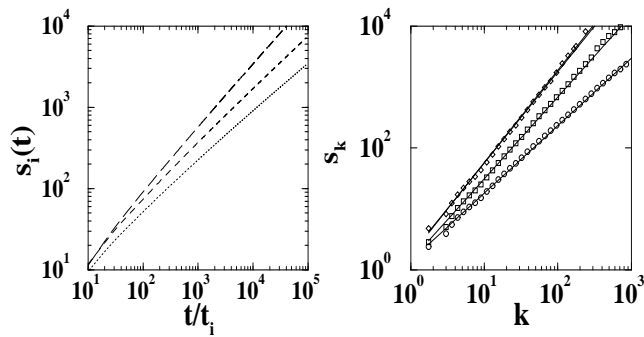


FIG. 1: Characteristic behavior of the basic model with a temporal power-law evolution of the strength $s_i(t)$ (left graph) and power-law dependence of the strength of a node with connectivity (right graph). The data shown are for a basic model with in ascending ordering $(m, m') = (2, 1), (2, 3), (1, 3)$, $N = 10^5$ averaged over 100 realizations.

Following the same technique used for the fitness model we assume that

$$\sum_{\ell, \ell'} (\eta_\ell + \eta_{\ell'}) w_{\ell, \ell'} = 2m'w_0 C' t. \quad (9)$$

With this ansatz the solution of this equation is straightforward and is given by

$$w_{i,j} = w_0 \left(\frac{t}{t_{i,j}} \right)^{\alpha(\eta_i, \eta_j)} \quad (10)$$

with $\alpha(\eta_i, \eta_j) = \frac{(\eta_i + \eta_j)}{C'}$ and $t_{i,j} = \max(t_i, t_j)$. Thus C' has the lower bound $C' < 2$ since the weight of a link for construction cannot grow faster than linearly. For the dynamics of new connections we use the fitness model[13]. The evolution of the connectivity of a node i is then given by

$$\frac{\partial k_i(t)}{\partial t} = m \frac{\eta_i k_i(t)}{\sum_j \eta_j k_j(t)} \quad (11)$$

with solution $k_i(t) = m \left(\frac{t}{t_i} \right)^{\eta_i/C'}$ and C' given by the equation

$$1 = \int d\eta \rho(\eta) \frac{1}{\frac{C'}{\eta} - 1}, \quad (12)$$

i.e $C' = 1.255\dots$ if we assume a uniform distribution of the fitness $\rho(\eta) = 1$ for $\eta \in (0, 1)$. [13] Approximating the sum in the right hand side of Eq. (9) with its mean over the quenched randomness of the fitness we get the equation for C'

$$\frac{m'}{m} = \int d\eta_i p(\eta_i) \int d\eta_j p(\eta_j) \frac{1}{\frac{C'}{\eta_i} - 1} \frac{1}{\frac{C'}{\eta_i + \eta_j} - 1}. \quad (13)$$

The right hand side of this expression has clearly its maximum for $C' = 2$ that is the minimum possible value of C' .

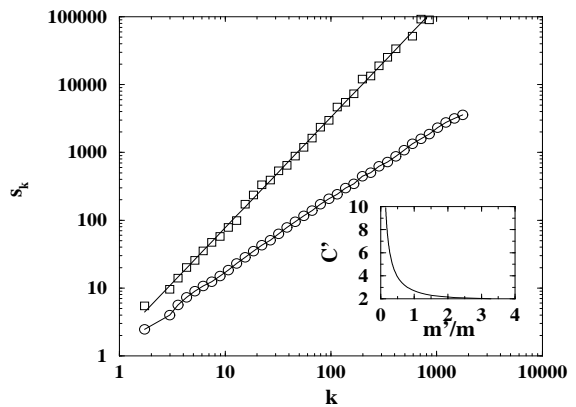


FIG. 2: Power-law distribution for the strength in the weighted fitness model as a function of k for the parameters $(m, m') = (2, 1), (1, 10)$ the network are of 10^5 nodes averaged over 100 realizations. Inset: The weighted fitness model with uniform fitness distribution. Solution of Eq. (13) as a function of the ratio m'/m .

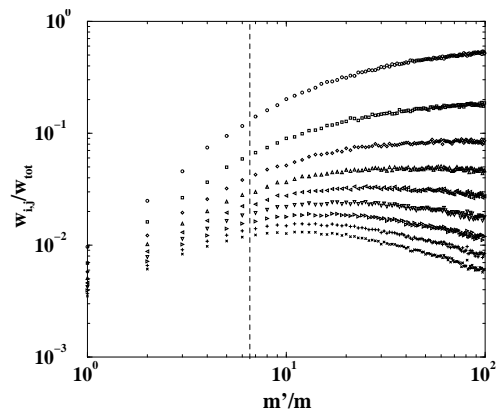


FIG. 3: Fraction of the total weight covered by the top 9 links of the network in a weighted fitness model of $m = 1$ as a function of m' . The data are shown for a graph of $N = 10^3$ nodes averaged over 500 realizations. The dashed line indicates the value $m'/m = 3.28$ over which Eq.(13) doesn't have a solution and we predict that few nodes grab a finite fraction of the total weight.

But in $C' = 2$ the integral may converge, as it is the case for the uniform distribution of the fitness allowing for the maximal value of the ratio $\frac{m'}{m}$, $\frac{m'}{m} = 3.28\dots$ for Eq. (13) to be valid. In Fig. 2(Inset) we plot the value of C' as a function of the ratio m'/m as predicted by Eq. (13) This scenario is indeed reminiscent of the Bose-Einstein condensation in complex networks [14]. In fact the convergence of (13) for $C' = 2$ at $m'/m = 3.28\dots$ is the signature that for higher values of the ratio m'/m there will be some links that have a finite fraction of the overall weights of the network. We performed numerical simulations of the fitness weighted network model as a function of the ratio m'/m . In Fig. 3 we plot the fraction over the total weight of the weight of the top 9 links

of the network. We observe that for $m'/m > 3.28 \dots$ the fraction of weight acquired by few top nodes is a finite fraction of the total weight. We checked moreover that only below the estimated transition point we have finite size effects ($w_{i,j}/w_{tot} \rightarrow 0$ as $N \rightarrow \infty$). But of course what we have here is a different transition from the one studied in the contest of Bose-Einstein condensation in complex networks. Indeed in the Bose-Einstein condensation

in complex networks there is the emergence of a single node that grabs a finite fraction of the links while in the fitness weighted network we have a "condensation" of the weight of the links regarding few nodes of the network (see Fig. 3). Below this phase transition the total strength s_i of a node i , with fitness η_i can be well approximated by the value of its average on the fitness of the other nodes. In this approximation we have

$$s_i(t|\eta_i) = mw_0 \left[\int d\eta \left(\frac{t}{t_i}\right)^{\frac{\eta+\eta_i}{C'}} \frac{1}{\frac{C}{\eta} - 1} + \int_0^{\eta_i \frac{C'-C}{C}} d\eta \left(\frac{t}{t_i}\right)^{\frac{\eta_i}{C}} \frac{1}{\frac{C'-C}{C'} - \frac{C\eta}{C'\eta_i}} + \int_{\eta_i \frac{C'-C}{C}}^1 d\eta \left(\frac{t}{t_i}\right)^{\frac{\eta+\eta_i}{C'}} \frac{1}{\frac{C\eta}{C'\eta_i} - \frac{C'-C}{C'}} \right] \quad (14)$$

i.e. we have that asymptotically in time

$$s_i(k) \propto \begin{cases} k_i^\theta & \text{for } \eta_i < \frac{C}{C'-C} \\ k_i & \text{for } \eta_i > \frac{C}{C'-C} \end{cases}$$

with $\theta = \frac{C}{C'} \left(\frac{1}{\eta_i} + 1 \right)$. For $C' > 2C$ ($m' > 1.19m$ for the uniform fitness distribution) we have a weighted network in class II. In Fig. 2 we report the average strength of node as a function of the connectivity k , s_k for value of the ration ($m'/m = 10$) (type II weighted network) and for $m'/m = 1/2$ where the deviation from linearity are very small. The degree and the weight distribution below the phaes transition follows a power-law this time with a logarithmic correction

$$P(k) \propto \frac{k^{-\gamma}}{\log(k)} \quad \text{and} \quad P(w) \propto \frac{w^{-\delta}}{\log(w)} \quad (15)$$

with $\gamma = 1 + C = 2.255 \dots$ and $\delta = 1 + C'/2$ while above the phaes transition they show the presence of few condensed links.

If instead of imposing a growth dynamics of the network dependent from the connectivity we assume that

it depends on strength of the nodes, we would recover the linear dependence $s_i \propto k_i$ as obtained in [8]. In conclusion we have presented a simple model for growing weighted networks in which links and connections increase following a preferential attachment rule. The model generates a network with total strength of the nodes scaling linearly with the number of connection if the rate m' at which links are strengthened is lower than the rate m at which new connections are established. Instead when $m' > m$ it show correlations between the strength of a node and its connectivity with the strength s_i that grows like a power-law of the connectivity of the node k_i with and exponent $\theta \in [1, 2)$. We show one relevant modification of this basic model including the fitness of nodes: the fitness weighted network. This model as a function of the ratio m'/m can undergo through a structural phase transition: for low enough m'/m all the weights of the nodes have an infinitesimal fraction of the total weight of the network while for $m' > m$ few links grab a finite fraction of the total weight of the network.

We acknowledge M. Barthélemy, G. Caldarelli, M. Marsili and A. Vespignani for stimulating and interesting discussions.

-
- [1] R. Albert and A.-L. Barabási, *Rev. Mod. Phys.* 74, 47 (2002).
 - [2] S. N. Dorogovtsev and J. F. F. Mendes, *Evolution of Networks* (Oxford University Press, Oxford, 2003).
 - [3] R. Pastor-Satorras and A. Vespignani, *Evolution and Structure of the Internet* (Cambridge University Press, Cambridge, 2004).
 - [4] S. H. Yook, H. Jeong, A.-L. Barabási and Y. Tu, *Phys. Rev. Lett.* 86, 5835 (2001).
 - [5] A. Barrat, M. Barthélemy, R. Pastor-Satorras and A. Vespignani, *PNAS* 101, 3747 (2004).
 - [6] D. Garlaschelli, S. Battiston, M. Castri, V. Servedio and G. Caldarelli, *condmat/0310503*.
 - [7] E. Almaas, B. Kovacs, T. Vicsek and A.-L. Barabási, *Nature* 427, 839 (2004).
 - [8] A. Barrat, M. Barthélemy and A. Vespignani, *Phys. Rev. Lett.* 92, 228701 (2004).
 - [9] S. N. Dorogovtsev, and J. F. F. Mendes, *cond-mat/0408343*.
 - [10] E. Almaas, P. L. Krapivsky and S. Redner *cond-mat/0408295*.
 - [11] T. Antal and P.L. Krapivsky *cond-mat/0408285*.
 - [12] A.-L. Barabási and R. Albert, *Science* 286,509 (1999).
 - [13] G. Bianconi and A.-L. Barabási, *Europhys. Lett.* 54, 436 (2001).
 - [14] G. Bianconi and A.-L. Barabási, *Phys. Rev. Lett.* 86, 5632 (2001).