

Trends in Elasticity and Electronic Structure of Transition-Metal Nitrides and Carbides from First Principles

Zhigang Wu, Xiao-Jia Chen, Viktor V. Struzhkin, and Ronald E. Cohen
Geophysical Laboratory, Carnegie Institution of Washington, Washington, DC 20015
 (Dated: October 23, 2018)

The elastic properties of the B_1 -structured transition-metal nitrides and their carbide counterparts are studied using the *ab initio* density functional perturbation theory. The linear response results of elastic constants are in excellent agreement with those obtained from numerical derivative methods, and are also consistent with measured data. We find the following trends: (1) Bulk moduli B and tetragonal shear moduli $G' = (C_{11} - C_{12})/2$, increase and lattice constants a_0 decrease rightward or downward on the Periodic Table for the metal component or if C is replaced by N; (2) The inequality $B > G' > G > 0$ holds for $G = C_{44}$; (3) G depends strongly on the number of valence electrons per unit cell (Z_V). From the fitted curve of G as a function of Z_V , we can predict that MoN is unstable in B_1 structure, and transition-metal carbonitrides (e.g. $\text{ZrC}_x\text{N}_{1-x}$) and di-transition-metal carbides (e.g. $\text{Hf}_x\text{Ta}_{1-x}\text{C}$) have maximum G at $Z_V \approx 8.3$.

PACS numbers: 62.20.Dc, 71.15.Mb, 74.70.Ad

Elasticity describes the response of a crystal under external strain and provides key information of the bonding strength between nearest-neighbor atoms. The information obtained from accurate calculation of elasticity is essential for understanding the macroscopic mechanical properties of solids and for the design of hard materials. Nowadays it is possible to calculate elasticity using *ab initio* quantum-mechanical techniques, and *ab initio* calculations have proven to be very powerful in not only providing accurate elastic constants or moduli in good agreement with measurements [1] but also predicting elasticity at extreme conditions of high temperatures and high pressures [2, 3], which are not easily accessible to experiment but have wide applications in the fields ranging from solid-state physics to seismology. Most previous *ab initio* calculations of elasticity used finite strain methods within the framework of the density-functional theory (DFT). The development of density-functional perturbation theory (DFPT) makes it possible now to obtain elastic constants directly and more accurately [4, 5].

Transition-metal nitrides and carbides in the rocksalt (B_1) structure are widely used for cutting tools, magnetic storage devices, generators and maglev trains due to their high hardness, high melting points and oxidation resistance [6]. These excellent properties are associated with their unusual electronic bonding. The relatively high superconducting transition temperature in some of these compounds, reaching nearly 18 K in $\text{NbC}_{1-x}\text{N}_x$ [8], indicates a strong electron-phonon interaction. Many theoretical studies of their electronic structure [7, 9, 10, 11, 12, 13] have revealed an unusual mixture of covalent, metallic, and ionic contributions to bonding which must ultimately lie at the root of their unusual properties. Specifically, it was found [11] that the hardness enhancement of these materials can be understood on a fundamental level in terms of their electronic band structures. But the general trends of elasticity and

electronic structure among the transition-metal nitrides and carbides remain unclear and a challenge for engineering hard materials.

In this Letter we perform systematic calculations of elasticity of the selected transition-metal nitrides and carbides within the framework of the density functional perturbation theory. The accuracy of this method is also examined by numerical finite strain methods. We obtain interesting trends of the variation of the bulk and shear moduli among various compounds. We demonstrate the electronic origin of such trends in these materials.

Elastic constants are defined as

$$c_{ijkl} \equiv \frac{\partial \sigma_{ij}}{\partial \epsilon_{kl}} = \frac{1}{\Omega} \frac{\partial^2 E_{\text{el}}}{\partial \epsilon_{ij} \partial \epsilon_{kl}} - \delta_{ij} \sigma_{kl} = C_{ijkl} - \delta_{ij} \sigma_{kl} \quad , \quad (1)$$

where σ is stress, ϵ is strain, Ω and E_{el} are the unit-cell volume and energy, δ is the Kronecker delta function, and the Latin indices run from 1 to 3. At zero hydrostatic pressure $c_{ijkl} = C_{ijkl}$. One can apply a small strain and calculate the change of energy or stress to obtain elastic constants. Direct calculations of stress are possible from the quantum mechanical theory of stress [14].

Alternatively elastic constants can be viewed as the linear response (LR) of an undisturbed system by homogeneous strains (macroscopic distortions of the crystal), and can be directly computed by the DFPT [4]. However, strain perturbation is much more difficult to cope with within the DFPT than atomic displacement perturbation (phonon) in that a homogeneous strain changes the boundary conditions of the Hamiltonian of an infinite system, and the DFPT requires the same basis set for the undisturbed and disturbed systems.

Recently Hamann *et al.* [5] applied the reduced-coordinate metric tensor method to the LR of strain type perturbations. Their approach [5] is based on an energy expression in terms of reduced coordinates, which are defined in both real and reciprocal space using primitive

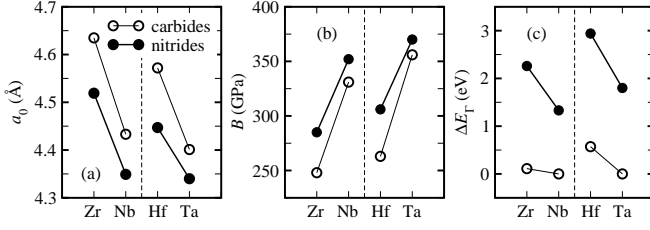


FIG. 1: Theoretical (a) lattice constants a_0 , (b) bulk moduli B , and (c) zone-center band gap ΔE_Γ for selected transition-metal nitrides and carbides with B_1 structure. Filled symbols denote nitrides, and open symbols refer to carbides.

direct (\mathbf{R}) and reciprocal (\mathbf{G}) lattice vectors. If the reduced coordinates are denoted with a tilde, a real space vector \mathbf{X} and a reciprocal space vector \mathbf{K} are given by

$$X_i = \sum_j R_{ij} \tilde{X}_j, \quad K_i = \sum_j G_{ij} \tilde{G}_j, \quad (2)$$

respectively. Essentially every energy term of the DFT can be expressed as dot products of vectors in real or reciprocal space, and

$$\mathbf{X}' \cdot \mathbf{X} = \sum_{ij} \tilde{X}'_i \Xi_{ij} \tilde{X}_j, \quad \mathbf{K}' \cdot \mathbf{K} = \sum_{ij} \tilde{K}'_i \Upsilon_{ij} \tilde{K}_j, \quad (3)$$

where the metric tensors Ξ and Υ are

$$\Xi_{ij} = \sum_k R_{ki} R_{kj}, \quad \Upsilon_{ij} = \sum_k G_{ki} G_{kj}. \quad (4)$$

The DFT energy derivatives with respect to strain act only on the metric tensors, and the first order derivatives are

$$\frac{\partial \Xi_{ij}}{\partial \epsilon_{kl}} = R_{ki} R_{lj} + R_{li} R_{kj}, \quad \frac{\partial \Upsilon_{ij}}{\partial \epsilon_{kl}} = -G_{ki} G_{lj} - G_{li} G_{kj}. \quad (5)$$

and second order derivatives can be directly obtained. After this transformation, strain has an equal footing with other coordinates, and the wave functions have invariant boundary conditions, so that the strain derivatives such as elastic constants can be evaluated in a way similar to other derivatives. Note that the DFPT expressions give C_{ijkl} , not c_{ijkl} . Elastic constants were computed for an insulator AlP [5], and the agreement between DFPT and numerical finite strain methods is perfect. Although the DFPT is directly applicable to metals, it needs special care for the Fermi surface due to partially occupied states. Here we examine the accuracy of DFPT for transition-metal nitrides and carbides.

Our first principles calculations are based on the DFT within the local density approximation (LDA). We used ABINIT (version 4.3.3) [15], which uses plane-wave basis sets and norm-conserving pseudopotentials. The pseudopotentials of C, N, Zr, Nb, Hf and Ta were generated

TABLE I: Calculated bulk moduli and elastic constants (GPa) of NbN in B_1 structure. Three different approaches were used. See text for the meaning of theory 1, 2, and 3.

method	B	C_{11}	C_{12}	C_{44}
theory 1	353.6	742.6	159.1	76.4
theory 2	353.6	739.4	160.8	75.5
theory 3	353.7	738.9	161.1	74.8

using the OPIUM program [16]. The cutoff energy of plane-wave basis is 50 Ha. A dense $16 \times 16 \times 16$ \mathbf{k} -point mesh was used over the Brillouin zone (BZ), and the cold smearing method [17] was performed for BZ integration.

Equilibrium lattice constants a_0 and bulk moduli B were evaluated from fitting energy and volume data to the Vinet equation of state [18]. Compared with the available experimental data [6, 19, 20, 21], a_0 are about 1.0-1.5% smaller, while in average B are 15% larger. These are typical LDA errors. The presence of N or C in transition-metal compounds leads to the hybridized d - p bonding, and its strength determines lattice constants and bulk moduli. As illustrated in Fig. 1(a) and 1(b), a_0 decrease and B increase as the transition-metal proceeds rightward (e.g. Zr \rightarrow Nb) or downward (e.g. Zr \rightarrow Hf) on the Periodic Table. Smaller a_0 and larger B indicate stronger bonding. The former trend is because of more filling of the metal d -bands, which enhances the d - p bonding [10]. The later trend is a result of the presence of f -electrons in core states, which repel d -orbitals out of core regions and in turn make them bond with C or N p -electrons more tightly. Available experimental data support these theoretical conclusions. Fig. 1 also show that nitrides have smaller a_0 and larger B than their corresponding carbides, because N has one more valence electron than does C so that the d - p bonding strength in nitrides is higher than that in their carbide counterparts. Experiment and theory agree well with the trend of a_0 , but the existing measured moduli of NbN and ZrN are lower than those of NbC and ZrC, respectively. Because different experimental methods have different level of accuracy, and experimental circumstances (e.g. temperature, purity, etc) could affect measured results greatly, experimentally re-scrutinizing B is needed to clarify the contradiction with theory.

Electronic band structures were calculated at zero pressure, and it can be seen in Fig. 2 that all these nitrides and carbides in B_1 structure are metals, since there is a direct band overlap at the X point. At the zone-center (Γ -point), there is a finite band gap ΔE_Γ , except for NbC and TaC. ΔE_Γ (Fig. 1(c)), the d -band splitting breadth, increases as the transition-metal goes leftward on the Periodic Table due to an upward shift of the metal d -bands as a result of less filling [12], or goes downward because the presence of f -electrons promotes metal d -band energies. Carbides have smaller ΔE_Γ than

their nitride counterparts since the carbon p -bands have higher energy than nitrogen.

Elastic constants were computed in the Voigt notation, in which the Greek subscripts of $C_{\mu\nu}$ run from 1 to 6. Crystals in cubic structure have only three independent elastic constants, namely C_{11} , C_{12} , and C_{44} , and the bulk modulus is

$$B = \frac{1}{3}(C_{11} + 2C_{12}) . \quad (6)$$

One can apply the following strains

$$\epsilon_{\text{tetr}} = \frac{1}{3} \begin{pmatrix} -\delta & 0 & 0 \\ 0 & -\delta & 0 \\ 0 & 0 & 2\delta \end{pmatrix} , \quad \epsilon_{\text{orth}} = \begin{pmatrix} 0 & \delta & 0 \\ \delta & 0 & 0 \\ 0 & 0 & \delta^2 \end{pmatrix} ,$$

to distort the lattice vectors, $\mathbf{R}' = (1 + \epsilon)\mathbf{R}$. The resulting changes of energy density ($U = E_{\text{el}}/\Omega$) are associated with elastic constants,

$$U_{\text{tetr}} = \frac{1}{3}(C_{11} - C_{12})\delta^2 + O(\delta^3) , \quad (7)$$

$$U_{\text{orth}} = 2C_{44}\delta^2 + O(\delta^4) , \quad (8)$$

respectively. C_{11} and C_{12} can be obtained from Eqs. (6) and (7), and C_{44} from Eq. (8). We denote this finite strain approach based on total energy as “theory 1”. Another way is to compute the stress tensor elements for selected strains. For C_{11} and C_{12} we applied a strain tensor with $\epsilon_{11} = \delta$ (zero for other elements), and $C_{11} = \sigma_{11}/\delta$, $C_{12} = \sigma_{22}/\delta$. For C_{44} the applied strain was $\epsilon_{12} = \epsilon_{21} = \delta$, and $C_{44} = \sigma_{12}/2\delta$. This is called “theory 2”. We used $\delta = \pm 0.002, \pm 0.004$. The third method (theory 3) is the DFPT of LR of strain perturbation [4, 5]. For comparison, elastic constants of NbN obtained from these three methods are shown in Table I, where B were calculated from C_{11} and C_{12} by Eq. (6) for theory 2 and 3. High level of agreement between the DFPT and the energy (theory 1) or stress (theory2) was achieved, and similar agreement was also made for other compounds. It confirms the reliability of the LR theory of strain perturbation for elastic constants of metals.

As summarized in Table II, present DFPT elastic constants are in accordance with experimental results. We point out that the uncertainty in neutron scattering measurements of elastic constants could be as high as 10-15 %, and the experimental data in Table II were measured at room temperature. The elastic stability criteria for a cubic crystal [22] at ambient conditions are

$$C_{11} + 2C_{12} > 0, \quad C_{44} > 0 , \quad \text{and} \quad C_{11} - C_{12} > 0 , \quad (9)$$

i.e. all the bulk B , shear $G = C_{44}$, and tetragonal shear $G' = (C_{11} - C_{12})/2$ moduli are positive. Our results satisfy all three criteria in Eq. (9), and it follows that these materials in rocksalt structure are stable, consistent with experiment. In general $B > G > G'$, but for

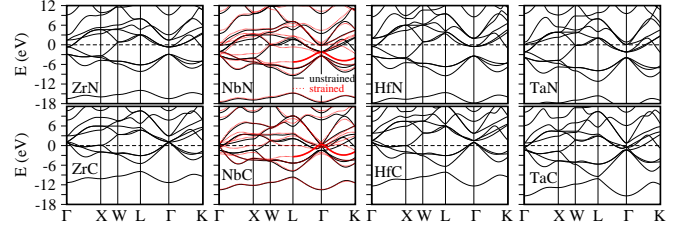


FIG. 2: Electronic band structures of selected transition-metal nitrides and carbides with B_1 structure. The red curves are band structures of NbN and NbC under a finite shear strain ($\epsilon_{12} = \epsilon_{21} = 0.1$).

these materials both theory and experiment hold that $B > G' > G > 0$, so the shear modulus G is the main constraint on stability.

The tetragonal shear modulus G' measures the response of a crystal under volume conserving tetragonal shear strain, which involves stretching of metal-N or -C bonds and bending of metal-metal bonds. Because in these crystals $C_{11} \gg C_{12}$, and C_{11} is determined by the nearest-neighbor interaction, similar to bulk modulus B , G' have the same trends as B , as seen in Fig. 3(a) that (1) G' increases as the metal goes rightward or downward on the Periodic Table; (2) Nitrides have bigger G' than their carbide counterparts. These trends generally are supported by experiment, and they are a result of the enhancement of d - p bonding due to adding valence electrons or the presence of f -electrons, as discussed in previous paragraphs for B . However, farther right on the Periodic Table (*e.g.* Nb \rightarrow Mo) valence electrons saturate the bonding states and begin to fill the antibonding states, so B and G' will go down after reaching a peak.

The shear modulus G (C_{44}) is the most important parameter governing indentation hardness. The hardness of a material is defined as its resistance to another material penetrating its surface, and it is determined by the mobility of dislocations. In covalent hard materials, the bond-breaking energy under plastic deformation and the bond-restoring energy under elastic shear strain are very similar, so that one of the determining factors of hardness is the response of covalent bonds to shear strain [11]. We classified these materials according to their number of valence electrons per unit cell (Z_V) in Fig. 3(b), which shows that G is intimately related to Z_V . At $Z_V = 8$ and 9, these crystals have large G , but a modest decrease occurs when Z_V rises from 8 to 9. Further increasing Z_V to 10 significantly lowers G . To explain this fascinating phenomenon, we investigated electronic band structures under finite shear strain. As an example, in Fig. 2 the band structures (red dotted curves) of NbN and ZrC under a strain of $\epsilon_{12} = \epsilon_{21} = 0.1$ are displayed against zero-strain curves. Under shear strain, p - d hybridized orbitals split at Γ -point. The energy of the fourth valence band

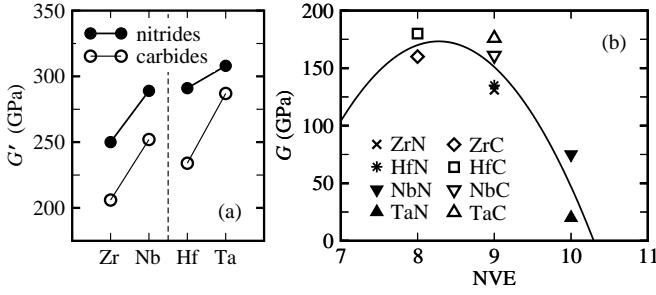


FIG. 3: Theoretical (a) tetragonal shear moduli $G' = (C_{11} - C_{12})/2$, and (b) shear moduli $G = C_{44}$ with respect to number of valence electrons per unit cell (Z_V). The solid curve in (b) is obtained by quadratic fitting to average shear moduli at each Z_V .

increases dramatically (red thick lines in Fig. 2) in the L- Γ -K section, and the energy of the fifth band decreases. Strain ϵ_4 involves shearing metal-N or -C bonds, and the direction-sensitive bonding character results in opposite movements of these two bands. For $Z_V = 8$ (see band structures of ZrC and HfC in Fig. 2), along the L- Γ -K line, the fourth valence band are nearly fully occupied while the fifth band is empty, so a large G is expected. On the other hand, at $Z_V = 9$ (NbC, TaC, ZrN, and HfN), valence electrons begin to fill the fifth band, which leads to a negative contribution to G . However, because the occupation on the fifth band for NbC and TaC is tiny, G of NbC and TaC are very close to those of ZrC and HfC, respectively. But ZrN and HfN have more electrons filling the fifth valence band around Γ -point than do NbC and TaC, so G of ZrN and HfN are noticeably smaller than those of ZrC and HfC, respectively. A steep decline of G occurs for $Z_V = 10$ (NbN and TaN) because of substantial filling on the fifth valence band. Note that TaN has the largest B and G' among these materials, but its G is the smallest; and interestingly, TaC have large values of all B , G' and G .

We fitted three average G points to a simple quadratic form and extrapolated the fitted curve to $Z_V = 7$ and 11 (Fig. 3(b)). This fitted curve predicts a $G \approx 105$ GPa at $Z_V = 7$, and very close to the actual calculated $G = 114$ GPa for YC. YC has smaller G than ZrC due to its half filling of the fourth valence band. Our theory predicts a negative G at $Z_V = 11$, and indeed we computed $C_{44} = -67$ GPa for MoN. Thus MoN is unstable in rocksalt structure because extra electrons fill to the antibonding states, and the energy gain from the fourth band is less than the energy loss from the fifth band under shear strain. Previous first-principles calculations [9] drew the same conclusion. We note that the peak of the fitted curve in Fig. 3(b) is roughly at $Z_V = 8.3$, which corresponds to full occupation of the fourth valence band without filling on the fifth band, and an optimum G is expected. Non-integer Z_V can be real-

TABLE II: Elastic constants (GPa) of selected transition-metal nitrides and carbides with B_1 structure. Here theoretical results were obtained from the DFPT, and experimental data are in parenthesis.

system	C_{11}	C_{12}	C_{44}
ZrN	616 (471 ^a)	117 (88 ^a)	130 (138 ^a)
ZrC	522 (470 ^b)	110 (100 ^b)	160 (160 ^b)
NbN	739 (608 ^a)	161 (134 ^a)	75 (117 ^a)
NbC	667 (620 ^b)	163 (200 ^b)	161 (150 ^b)
HfN	694 (679 ^a)	112 (119 ^a)	135 (150 ^a)
HfC	574 (500 ^b)	107 (114 ^c)	180 (180 ^b)
TaN	783	167	20
TaC	740 (550 ^b)	165 (150 ^b)	176 (190 ^b)

^aNeutron scattering measurements, Ref. 19.

^bEstimation from phonon dispersion curves, Ref. 20.

^cUltrasonic measurements, Ref. 21.

ized by transition-metal carbonitrides such as $\text{ZrC}_x\text{N}_{1-x}$ or di-transition-metal carbides such as $\text{Zr}_x\text{Nb}_{1-x}\text{C}$. Our estimation of $Z_V \approx 8.3$ for maximum G agrees surprisingly well with experiment [6, 23, 24] of $Z_V = 8.4$ and the *ab initio* virtual crystal method [11] of Z_V in a range of 8.3-8.5. Since both TaC and HfC have large G , we propose that $\text{Hf}_x\text{Ta}_{1-x}\text{C}$ with $x \approx 0.3$ has the largest shear modulus among these transition-metal carbonitrides or di-transition-metal carbides in B_1 structure. $\text{Zr}_x\text{Nb}_{1-x}\text{C}$ and $\text{Ti}_x\text{V}_{1-x}\text{C}$ should have comparable G values to $\text{Hf}_x\text{Ta}_{1-x}\text{C}$, but they have advantages of much less weight.

We have carried out first-principles calculations of structural and elastic properties of selected transition-metal nitrides and carbides. We computed elastic constants of metals using the density-functional perturbation theory, and our results proved the accuracy of the metric tensor approach [5] of the linear response theory of strain perturbation. It has been demonstrated that these crystals have similar trends for bulk B and tetragonal shear G' moduli, but different trend for shear moduli G . B and G' are associated with strains essentially keeping the crystal symmetry, and all valence bands respond uniformly by moving up or moving down. Shear strain ϵ_4 lowers the crystal symmetry significantly, and it causes p - d orbitals splitting at zone-center and it has opposite effects on the fourth and fifth valence bands. Such a systematic study can help clarify the ambiguity rising from different experimental methods, and predict new materials with better properties.

This work was supported by the Office of Naval Research (ONR) Grant number N00014-02-1-0506, the Department of Energy (DOE) Grant Nos. DEFG02-02ER4595 and DEFC03-03NA00144, and DOE ASC subcontract B341492 to Caltech DOE W-7405-ENG-48(REC). ZGW thanks the helpful discussions with E. J. Walter.

-
- [1] C. S. Zha, H. K. Mao, and R. J. Hemley, Proc. Natl. Acad. Sci. U.S.A. **97**, 13494 (1999).
 - [2] L. Stixrude and R. E. Cohen, Science **267**, 1972 (1995).
 - [3] G. Steinle-Neumann, L. Stixrude, and R. E. Cohen, Nature (London) **413**, 57 (2001).
 - [4] S. Baroni, S. de Gironcoli, A. Dal Corso, and R. Gianozzi, Rev. Mod. Phys. **73**, 515 (2001).
 - [5] D. R. Hamann, X. Wu, K. M. Rabe, and D. Vanderbilt, arXiv:cond-mat/0409269.
 - [6] L. E. Toth, *Transition metal carbides and nitrides* (Academic Press, New York, 1971).
 - [7] D. A. Papaconstantopoulos, W. E. Pickett, B. M. Klein, and L. L. Boyer, Phys. Rev. B **31**, 752 (1985).
 - [8] B. T. Matthias, Phys. Rev. **92**, 874 (1953).
 - [9] J. Chen, L. L. Boyer, H. Krakauer, and M. J. Mehl, Phys. Rev. B **37**, 3295 (1988).
 - [10] J. C. Grossman, A. Mizel, M. Côté, M. L. Cohen, and S. G. Louie, Phys. Rev. B **60**, 6343 (1999).
 - [11] S.-H. Jhi, J. Ihm, S. G. Louie, and M. L. Cohen, Nature (London) **399**, 132 (1999).
 - [12] C. Stampfl, W. Mannstadt, R. Asahi, and A. J. Freeman, Phys. Rev. B **63**, 155106 (2001).
 - [13] S.-H. Jhi, S. G. Louie, M. L. Cohen, and J. Ihm, Phys. Rev. Lett. **86**, 3348 (2001).
 - [14] O. H. Nielsen and R. M. Martin, Phys. Rev. Lett. **50**, 697 (1983); Phys. Rev. B **32**, 3780 (1985).
 - [15] X. Gonze, J.-M. Beuken, R. Caracas, F. Detraux, M. Fuchs, G.-M. Rignanese, L. Sindic, M. Verstraete, G. Zerah, F. Jollet, M. Torrent, A. Roy, M. Mikami, Ph. Ghosez, J.-Y. Raty, and D. C. Allan, Comput. Mater. Sci. **25**, 478 (2002).
 - [16] A. M. Rappe, K. M. Rabe, E. Kaxiras, and J. D. Joannopoulos, Phys. Rev. B **41**, 1227 (1990); I. Grinberg, N. J. Ramer, and A. M. Rappe, Phys. Rev. B **62**, 2311 (2000).
 - [17] N. Marzari, Ph.D. thesis, Cambridge University, 1996.
 - [18] R. E. Cohen, C. Gulseren, and R. J. Hemley, American Mineralogist **85**, 338 (2000).
 - [19] X.-J. Chen, V. V. Struzhkin, Z. Wu, M. Somayazulu, J. Qian, S. Kung, A. N. Christens, Y. Zhao, R. E. Cohen, H.-K. Mao and R. J. Hemley, unpublished.
 - [20] W. Weber, Phys. Rev. B **8**, 5082 (1973).
 - [21] H. L. Brown, P. E. Armstrong, and C. P. Kempter, J. Chem. Phys. **45**, 547 (1966).
 - [22] J. Wang, S. Yip, S. R. Phillpot, and D. Wolf, Phys. Rev. Lett. **71**, 4182 (1993).
 - [23] M. Holleck, J. Vac. Sci. Technol. A **4**, 2661 (1986).
 - [24] V. Richter, A. Beger, J. Drobniowski, I. Endler, and E. Wolf, Mater. Sci. Eng. A **209**, 353 (1996).