

# Modulation of the local density of states within the $d$ -density wave theory in the underdoped cuprates

Amit Ghosal,<sup>1</sup> Angela Kopp,<sup>2</sup> and Sudip Chakravarty<sup>2</sup>

<sup>1</sup>*Department of Physics, Duke University, Durham, North Carolina 27708-0305*

<sup>2</sup>*Department of Physics, University of California Los Angeles, Los Angeles, California 90095-1547*

(Dated: December 2, 2024)

The low temperature scanning tunneling microscopy spectra in the underdoped regime is analyzed from the perspective of coexisting  $d$ -density wave and  $d$ -wave superconducting states. The calculations are carried out in the presence of a low concentration of unitary impurities and within the framework of the fully self-consistent Bogoliubov-de Gennes theory, which allows local modulations of the magnitude of the order parameters in response to the impurities. Our theory captures the essential aspects of the experiments in the underdoped BSCCO at very low temperatures.

PACS numbers: PACS numbers: 73.23.Hk, 73.63.Kv, 02.70.Ss

Scanning tunneling microscopy (STM) measurements in the high temperature superconductors have yielded intriguing results [1, 2, 3, 4, 5, 6]. In spite of numerous theoretical analyses of this problem [7, 8, 9, 10, 11, 12, 13, 14, 15, 16, 17, 18], no comprehensive theoretical picture has yet emerged, although certain aspects are captured by some of them. For example, earlier measurements in the slightly overdoped samples at very low temperatures have been elegantly explained in terms of a quasiparticle scattering interference model, named the octet model [3, 9]. At the same time, an interpretation in terms of dynamic charge fluctuations has also been advanced [6, 12]. The focus here, however, is on an extensive set of experiments as a function of doping in BSCCO at very low temperatures [4]. The exciting finding of these experiments is the emergence of a new order, present along with the  $d$ -wave superconductivity (DSC). The salient signature is a sudden development of a relatively non-dispersive incommensurate wave vector,  $q^*$ , at higher energies in the underdoped regime.

In this Letter we explain the experiments by adopting a view that is orthogonal to the notion of charge order and consider another state that coexists with DSC. The modulation in this coexisting state is not in the charge density but in the current density. Such a state, in which circulating currents are arranged in a staggered pattern, dubbed  $d$ -density wave (DDW) [19], has been successful in explaining many aspects of the phenomenology of the underdoped cuprate superconductors [20].

At first sight, this would seem impossible, as STM is not sensitive to currents. The key to this puzzle lies in the presence of disorder (inevitable in these materials) that leads to variations of the charge density, revealing indirectly the DDW order. The idea is not as surprising as it may seem, because, after all, this was precisely the route by which impurities were shown to modulate charge in the successful octet model. Clearly, DSC corresponds to off-diagonal long range order rather than diagonal long range order.

A recent single-impurity  $T$ -matrix calculation in the

coexisting DDW and DSC state [10, 11] was unable to recover the salient feature of the experiments, while pinpointing certain important aspects. We shall show that the fault lies with the method and not intrinsically with the idea that a new order arises in the low temperature underdoped regime, namely the coexisting DDW and DSC order. The problem is that the approach neither allows the amplitude of the order parameter of the DSC to modulate in response to the impurity potential nor allows a proper treatment of the current conservation in the DDW state in the presence of impurities. In the underdoped regime, where the coherence length of the superconductor is short, the spatial variations of the amplitude are known to play an important role [21]. Similarly, it is also known that there is a striking similarity in the spatial variations of the DDW order and the density in the presence of impurities [22]. The spatial correlation between the DDW order and density is only a few lattice spacing. Moreover, the single-impurity  $T$ -matrix approach excludes not only spatial structures but also the interference of the impurities.

We approach the problem as one would in an experiment, allowing the amplitude of the orders to modulate and the quasiparticles to scatter in response to a finite concentration of impurities. The resulting local density of states (LDOS) is calculated in a fully self-consistent manner using the Bogoliubov-de Gennes (BdG) theory. We then construct the Fourier transform and conclude that a dominant DDW phase coexisting with weak DSC order, in the presence of a small concentration of unitary impurities, captures the essential aspect of the experiments, namely the emergence of the wave vector  $q^*$ , signifying the presence of the new order, DDW.

We model two-dimensional cuprates using the Hamiltonian

$$\mathcal{H} = \mathcal{K} + \mathcal{H}_{\text{int}} + \mathcal{H}_{\text{dis}}, \quad (1)$$

where

$$\mathcal{K} = - \sum_{ij,\alpha} (t_{ij} c_{i\alpha}^\dagger c_{j\alpha} + h.c.). \quad (2)$$

The operator  $c_{i\alpha}^\dagger$  ( $c_{i\alpha}$ ) creates (destroys) an electron at the site  $i$  with spin  $\alpha$ , and  $t_{ij}$  is the hopping matrix element to the nearest ( $t$ ) or to the next-nearest ( $-0.273t$ ) neighbor [23]. The interacting part consists of

$$\mathcal{H}_{\text{int}} = J \sum_{\langle ij \rangle} \left( \mathbf{S}_i \cdot \mathbf{S}_j - \frac{n_i n_j}{4} \right) - W \sum_{\langle ij \rangle, \alpha, \beta} n_{i\alpha} n_{j\beta}, \quad (3)$$

which is identified by two parameters  $J$  and  $W$  [24] ( $\mathbf{S}_i$  is the spin operator at the site  $i$  and  $n_{i\alpha}$  is the density operator). Disorder is introduced through

$$\mathcal{H}_{\text{dis}} = \sum_{i\alpha} (V_i - \mu) n_{i\alpha}; \quad (4)$$

$V_i$ , at each site  $i$ , is an independent random variable, which is either  $+V_0$  (repulsive) with a probability  $n_{\text{imp}}$  (impurity concentration) or zero, and  $\mu$  is the chemical potential of the system.

The choice of this Hamiltonian is guided by the following considerations: (1) it is one of the simplest Hamiltonians that yields both DSC and DDW, and coexisting DDW and DSC, states within the BdG mean field theory. We use this Hamiltonian merely as a crutch to generate states with the broken symmetries that we wish to study; (2) in general, deep within the superconducting dome, that is, at very low temperatures, there is good evidence of the existence of quasiparticles (clearly not within the critical regime of a possible quantum critical point at which the coexisting DDW and DSC order arises). The experiments that we address here are precisely in the regime in which our theory is expected to be valid. The corollary to these observations is that a straightforward finite temperature extension of our theory cannot be applied to the experiments of Ref. [5] because the simple picture of quasiparticles is not valid at higher temperatures and above the superconducting dome.

We solve the above model within the self-consistent framework of BdG mean field theory, which amounts to decoupling the interaction terms, resulting in a  $\mathcal{H}_{\text{eff}}$  that leads to the *local* order parameters: DSC order ( $\Delta_i$ ), DDW order ( $\chi_i$ ) and also the local Hartree and Fock shifts. The details can be found in Ref. [22]. Starting with the guessed values for these variables, we diagonalize the quadratic  $\mathcal{H}_{\text{eff}}$  and recalculate the local quantities from the eigenvalues and eigenvectors of the  $\mathcal{H}_{\text{eff}}$  using the self-consistency conditions. This process is iterated until the self-consistency is achieved for all the variables for each site  $i$ . The chemical potential  $\mu$  is obtained by fixing the average density of electrons,  $\langle n \rangle = \sum_i \langle n_i \rangle / N$ , at the desired value ( $N$  being the system size).

We concentrate on the results at  $T = 0$  for parameters  $J = 1.6$ ,  $W = 0.6$  in units of  $t$  (all energies will be

expressed in this unit and all lengths will be expressed in terms of the lattice spacing), and  $\langle n \rangle = 0.9$  (equivalently 10% hole doping) on square lattices with a unit cell of size  $N = 30 \times 30$ . Larger unit cells result in negligible improvements at the cost of computer time; the dimensionality of the matrices for which all the eigenvalues and the eigenvectors must be repeatedly obtained is  $2N \times 2N$ , that is,  $1800 \times 1800$ . These parameters result in  $\chi_0 = 0.33$  and  $\Delta_0 = 0.12$  in a disorder free system in the coexisting DDW and DSC phases, where  $\chi_0$  is defined through  $\chi_{\mathbf{k}} = \chi_0(\cos k_x - \cos k_y)/2$  and similarly for  $\Delta_0$ . Results for systems with solely DDW or DSC order will also be discussed for slightly different parameters:  $J = 1.4, W = 0.5$ . We choose  $V_0 = 100$ , close to the unitary limit, and results are averaged over 8-10 different realizations (8 for the DDW and the DSC orders by themselves, but 10 for the coexisting DDW and DSC) of the random potential. For better statistics we use the repeated zone scheme [22, 25] in which a super-cell is constructed by replicating the  $30 \times 30$  unit cell 10 times along the  $x$ -direction and 10 times along the  $y$ -direction. This provides a denser set of energy eigenvalues.

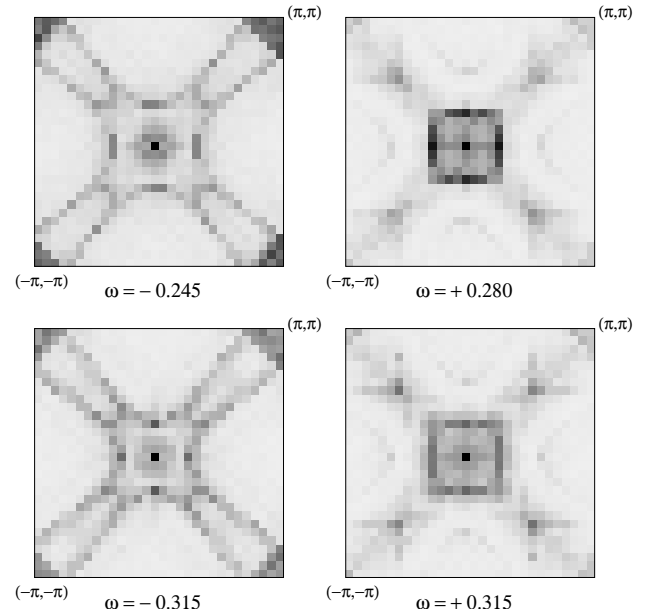


FIG. 1: Fourier transform of the LDOS within the first Brillouin zone at different energies for DDW+DSC phase with  $n_{\text{imp}} = 0.01$  ( $V_0 = 100$ ). Accumulation of Fourier weight at  $q^* \sim 0.15(2\pi)$  along  $(0, \pm 1)$  and  $(\pm 1, 0)$  directions is clear for all the panels. The strength of the peak at  $(0, 0)$  is reduced for the clarity of the  $q^*$ -peaks.

In the presence of impurities, both orders become spatially inhomogeneous. However, at  $n_{\text{imp}} = 0.01$ , the (disorder) averaged DDW order degrades much less ( $\overline{\chi_i} \approx 0.95\chi_0$ ) compared to the DSC order ( $\overline{\Delta_i} \approx 0.55\Delta_0$ ), consistent with earlier findings [22]. We define the Fourier transform  $N(\mathbf{q}, \omega) = \sum_{\mathbf{r}} e^{-i\mathbf{q} \cdot \mathbf{r}} N(\mathbf{r}, \omega)$ , where  $N(\mathbf{r}, \omega)$  is the LDOS at a site  $\mathbf{r}$  with energy  $\omega$ . The disorder av-

eraged power spectrum  $P(\mathbf{q}, \omega) = \overline{|N(\mathbf{q}, \omega)|^2}/N$  is calculated and then  $\sqrt{P(\mathbf{q}, \omega)}$  is compared with experiments, as this is the theoretical measure [8] of the Fourier transform of the experimentally measured  $dI(V, \mathbf{r})/dV$ , where  $I$  is the tunneling current, and  $V$  is the bias voltage ( $\omega = eV$ ).

The results in the coexisting DDW+DSC state are shown in Fig. 1. The intensity of the peaks along  $(0, \pm 1)$  and  $(\pm 1, 0)$  appears as a generic and robust property, more precisely at  $q^* \sim (0.15)2\pi$  for the chosen set of parameters. The  $q^*$  peaks occur for  $\omega > \Delta_0$ . These peaks become broader along the transverse directions. Such “line of peaks” was predicted earlier [18] for the DDW state within the quasiparticle interference picture from a single impurity calculation – we find this feature to survive for finite  $n_{\text{imp}}$ , as described below.

At low energies the LDOS becomes homogeneous with a broad peak in its Fourier transform around  $\mathbf{q} \approx 0$ . This can be understood as follows. Each strong scatterer produces a resonance [27] near  $\omega \approx 0$ , which dominates the low energy spectrum. The correlation between these low lying impurity states produces short range fluctuations at these energies, which washes out the globally periodic LDOS modulations arising from interference. In contrast, these unitary scatterers do not affect the spectrum at higher energies, and the LDOS modulations at larger  $\omega$  are preserved.

The finite system,  $30 \times 30$ , allows a  $\mathbf{q}$ -resolution of 0.033, which is rather coarse compared to the real data (the super-cell does not introduce any additional independent wave vectors due to the periodicity). Along with the strong peak at  $\mathbf{q} = 0$  mentioned above, the resolution problem forbids us from observing the low energy modulation  $q_1$ , in the terminology of Ref. [4], although some indications of it can be discerned. On the other hand, the modulation at  $q_5$ , although weak, is at times a little more visible (although not in the panels shown in Fig. 1), because it is far away from the  $\mathbf{q} = 0$  peak. We can recover them by reducing the impurity concentration.

Because DSC order is already weak in the pure system for our chosen parameters, and it rapidly gets weaker with impurities, it is important to study profiles similar to Fig.1 in the DDW phase *without* coexisting DSC order with  $n_{\text{imp}} = 0.01$ . The results are presented in Fig.2. The features are similar to those of Fig.1, but the peaks occur for smaller  $|\omega|$ . The spectra like those in Fig. 2 are generic, and similar results are obtained for  $n_{\text{imp}} = 0.02$ . We have also studied our model in the DSC-only state for  $n_{\text{imp}} = 0.01$ . We have not found  $q^*$ -peaks for  $\omega \ll \Delta_0$  at least for  $\langle n \rangle = 0.9$ , although there are some enhancements around  $\Delta_0$ .

The dispersion of the  $q^*$ -peaks is shown in Fig. 3. The dispersion in the top panel of Fig. 3 is somewhat stronger than in Ref. [4] but gets weaker in the DDW-only phase (bottom panel). Similar results are also found for  $n_{\text{imp}} = 0.02$ . The value of  $q^* \sim (0.15)2\pi$  is due to the chosen set

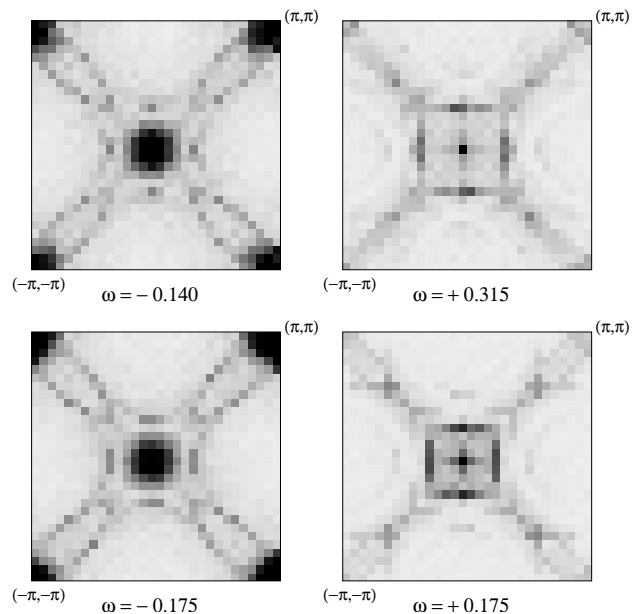


FIG. 2: Fourier transform of the LDOS similar to Fig.1 for only DDW ( $\chi_0 \approx 0.28$ ) order with  $n_{\text{imp}} = 0.01$  ( $V_0 = 100$ ) (DSC order is forced to zero on all sites).  $q^*$ -peaks in this case occur for up to a smaller  $|\omega|$ .

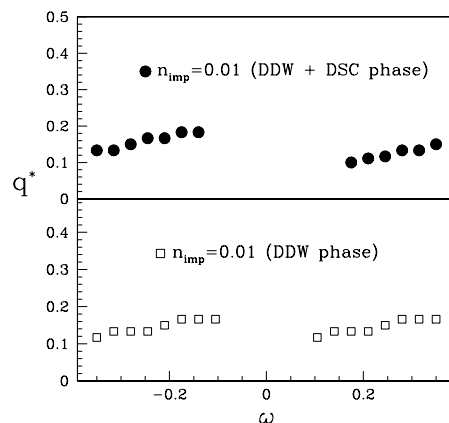


FIG. 3: Top panel: dispersion of  $q^*$  with  $\omega$  in an impure DDW+DSC phase, in units of  $2\pi$ ; the unit of energy is  $t$ . Bottom panel: similar dispersion in the impure DDW phase. The  $q^*$ -peaks are found for smaller energies and their dispersion is weaker compared to the top panel. The error bars are about the size of the symbols.

of band parameters, which will change with a different choice.

Single impurity  $T$ -matrix calculations produce a rich structure within the Brillouin zone. The BdG method, because it takes care of both the amplitude fluctuations of the order parameters and the correlation between the impurities in a fully self-consistent manner, reduces such ‘kaleidoscopic’ effects. The nature of LDOS modulation, the behavior of the peaks and the robustness of the fea-

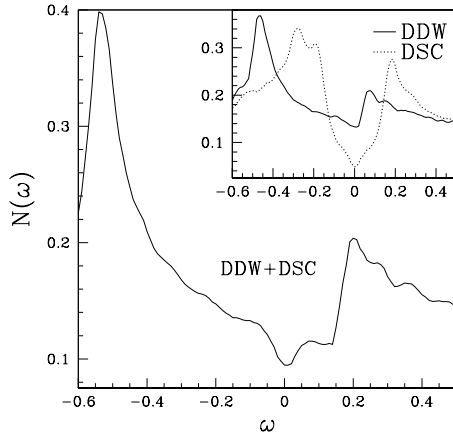


FIG. 4: Average normalized DOS,  $N(\omega)$ , for coexisting DDW and DSC for  $n_{\text{imp}} = 0.01$ . The spectrum is asymmetric and low energy humps appear around  $\Delta_0$ . The inset shows the corresponding spectra from individual DDW and DSC orders with  $n_{\text{imp}} = 0.01$ . The inset corresponds to  $J = 1.4$ ,  $W = 0.5$ , which leads to  $\chi_0 \approx 0.28$  and  $\Delta_0 \approx 0.196$ .

tures found in our study are heartening. We emphasize, however, that the effects of inhomogeneity and impurity interactions can be more subtle [26].

The disorder *averaged* DOS,  $N(\omega)$ , is shown in Fig. 4. We see that  $N(\omega)$  is asymmetric in the DDW phase, both with and without DSC order. The asymmetry in the spectrum has the same origin as the asymmetries in Figs. 1 and 2. In the coexisting phase, the remnants of the (symmetric) superconducting coherence peaks can be seen, below which modulation of LDOS dies out. The spectrum is tantalizingly similar to the experimental results of Ref. [4].

To summarize, the inhomogeneous phase of coexisting DDW and DSC captures the essential experimental features seen in the underdoped regime at low temperatures, namely the emergence and the nature of the relatively nondispersive  $q^*$  peaks seen only at higher energies; in contrast, the DSC order alone is inadequate. It is perhaps surprising that the emergence of  $q^*$  is not due to an explicit charge order, fluctuating or otherwise, but due to the current modulations of the DDW. It would be interesting to see if  $q^*$  extends to lower energies with purer samples.

This work was supported by the grant NSF-DMR-0411931. We would like to thank C. Bena, J. C. Davis, J. Hoffman, H. -Y. Kee, K. McElroy, S. Kivelson, and D. J. Scalapino for helpful comments. We acknowledge the computational support of H. U. Baranger's group at the Duke University, where part of the calculations were carried out.

- [1] J. E. Hoffman *et al.* Science, **297**, 1148 (2002).
- [2] C. Howald *et al.* 14533 (2003).
- [3] K. McElroy *et al.* Nature, **422**, 592 (2003).
- [4] K. McElroy *et al.* arXiv:cond-mat/0404005.
- [5] M. Vershinin *et al.* Science, **303**, 1995 (2004).
- [6] A. Fang *et al.*, cond-mat/0404452; A. Kapitulnik *et al.*, cond-mat/0407743.
- [7] J.M. Byers, M.E. Flatte and D.J. Scalapino, Phys. Rev. Lett. **71**, 3363 (1993); M.E. Flatte, and J.M. Byers, Phys. Rev. Lett. **80**, 4546 (1998).
- [8] L. Capriotti, D. J. Scalapino, and R. D. Sedgewick, Phys. Rev. B **68**, 014508 (2003).
- [9] Q.-H. Wang and D.-H. Lee, Phys. Rev. B **67**, 20511(R) (2003).
- [10] C. Bena, S. Chakravarty, J.-P. Hu and C. Nayak, Phys. Rev. B **69**, 134517 (2004).
- [11] C. Bena, S. Chakravarty, J.-P. Hu and C. Nayak, cond-mat/0405468.
- [12] S. A. Kivelson *et al.* Rev. Mod. Phys. **75**, 1201 (2003).
- [13] D. Podolski, E. Demler, K. Damle, and B. I. Halperin, Phys. Rev. B **67**, 094514 (2003).
- [14] C. -T. Chen, and N. -C. Yeh, Phys. Rev. B **68**, 220505 (2003).
- [15] A. Polkovnikov, S. Sachdev, and M. Vojta, Physica C **388-389** 19 (2003).
- [16] H. -D. Chen, O. Vafek, A. Yazdani, S. -C. Zhang, Phys. Rev. Lett. **93**, 187002 (2004).
- [17] H. C. Fu, J. C. Davis, and D. -H. Lee, cond-mat/0403001.
- [18] T. Pereg-Barnea and M. Franz, Phys. Rev. B **68**, 180506(R) (2003).
- [19] S. Chakravarty, R. B. Laughlin, D. K. Morr, and C. Nayak, Phys. Rev. B **63**, 094503 (2001).
- [20] S. Tewari, H. -Y. Kee, C. Nayak, and S. Chakravarty, Phys. Rev. B **64**, 224516 (2001); S. Chakravarty, H.-Y. Kee, and C. Nayak, Int. J. Mod. Phys. B **15**, 2901 (2001); S. Chakravarty, C. Nayak, S. Tewari, and X. Yang, Phys. Rev. Lett. **89**, 277003 (2002); K. Hamada and D. Yoshioka, Phys. Rev. B **67**, 184503 (2003); H. -Y. Kee and Y. B. Kim, Phys. Rev. B **66**, 012505 (2002); S. Chakravarty, Phys. Rev. B **66**, 224505 (2002); H. -Y. Kee and Y. B. Kim, Phys. Rev. B **66**, 052504 (2002); S. Chakravarty, H. -Y. Kee and K. Voelker, Nature **428**, 53 (2004); S. Tewari *et al.*, Phys. Rev. B **70**, 014514 (2004).
- [21] A. Ghosal, M. Randeria, and N. Trivedi, Phys. Rev. B **63**, 20505(R) (2000).
- [22] A. Ghosal and H.-Y. Kee, Phys. Rev. B **69**, 224513 (2004).
- [23] Highly complex BdG equations restricted us to first three non-trivial band structure parameters from M. R. Norman, M. Randeria, H. Ding, J. C. Campuzano, Phys. Rev. B **52**, 615 (1994). It is known from Ref. [11] that the precise value of  $q^*$ , but not its existence, depends sensitively on the band parameters. Our choice is a compromise between realism and complexity. The full set of band structure parameters will definitely increase  $q^*$ , as was shown in Ref. [11].
- [24] The  $J$  and  $W$  terms contribute to *both* DDW and DSC at the mean field level. We keep both to tune them independently. See Ref. [22] as well as C. Wu and W. V. Liu, Phys. Rev. B **66**, 20511(R) (2002) for further details.
- [25] A. Ghosal, C. Kallin and A. J. Berlinsky, Phys. Rev. B

- 66**, 214502 (2002).
- [26] L. Zhu, W. A. Atkinson and P. J. Hirschfeld, Phys. Rev. **B 69**, 60503(R) (2004).
- [27] S. H. Pan *et al.*, Nature, **403**, 746 (2000).