

Effective magnetic fields in degenerate atomic gases induced by light beams with orbital angular momenta

G. Juzeliūnas¹, P. Öhberg², J. Ruseckas^{1,3} and A. Klein³

¹*Vilnius University Research Institute of Theoretical Physics and Astronomy,
A. Goštauto 12, 01108 Vilnius, Lithuania*

²*Department of Physics, University of Strathclyde,
Glasgow G4 0NG, Scotland,*

³*Fachbereich Physik der Technischen Universität Kaiserslautern,
D-67663 Kaiserslautern, Germany*

We investigate the influence of two resonant laser beams on the mechanical properties of degenerate atomic gases. The control and probe beams of light are considered to have Orbital Angular Momenta (OAM) and act on the three-level atoms in the Electromagnetically Induced Transparency (EIT) configuration. The theory is based on the explicit analysis of the quantum dynamics of cold atoms coupled with two laser beams. Using the adiabatic approximation, we obtain an effective equation of motion for the atoms driven to the dark state. The equation contains a vector potential type interaction as well as an effective trapping potential. The effective magnetic field is shown to be oriented along the propagation direction of the control and probe beams containing OAM. Its spatial profile can be controlled by choosing proper laser beams. We demonstrate how to generate a constant effective magnetic field, as well as a field exhibiting a radial distance dependence. The resulting effective magnetic field can be concentrated within a region where the effective trapping potential holds the atoms. The estimated magnetic length can be considerably smaller than the size of the atomic cloud.

PACS numbers: 42.50.Gy, 42.50.Fx, 03.75.Ss

I. INTRODUCTION

During the last decade a remarkable progress has been experienced in trapping and cooling atoms. In this respect the creation of atomic Bose-Einstein Condensates (BECs) [1, 2, 3, 4] and degenerate Fermi gases [5, 6, 7] has been the prime achievement. The atomic BECs and degenerate Fermi gases are systems where an atomic physicist often meets physical phenomena encountered in condensed matter physics. For instance, atoms in optical lattices are often studied using the Hubbard model [8] familiar from solid state physics.

Atoms forming quantum gases are electrically neutral particles and there is no vector potential type coupling of the atoms with a magnetic field. Therefore, a direct analogy between the magnetic properties of degenerate atomic gases and solid state phenomena is not necessarily straightforward. It is possible to produce an effective magnetic field in a cloud of electrically neutral atoms by rotating the system such that the vector potential will appear in the rotating reference [9, 10]. This would correspond to a situation where the atoms feel a uniform magnetic field. Yet stirring an ultracold cloud of atoms in a controlled manner is a rather demanding task.

A significant experimental advantage would be gained if a more direct way could be used to induce an effective magnetic field. In a previous letter [11], we have shown how this can be done using two light beams in an Electromagnetically Induced Transparency (EIT) configuration. Here we present a more complete account of the phenomenon. We demonstrate that if at least one of these beams contains an Orbital Angular Momentum (OAM),

an effective magnetic field appears, which acts on the electrically neutral atoms. In other words, coupling between the light and atoms will provide an effective vector potential in the atomic equations of motion. Compared to rotating the atomic gas, where only a constant effective magnetic field is created [9, 10], using optical means will be advantageous since the effective magnetic field can now be shaped by choosing proper control and probe beams.

The outline of the paper is as follows. In Sec. II we define a system of three level atoms and present the equations of motion for the atoms interacting with the control and probe beams of light. In doing this we allow the two beams to have orbital angular momenta along the propagation axis z . In Sec. III we make use of the adiabatic approximation and obtain an effective equation of motion for the center of mass of atoms in the hyperfine ground state 1. The emerging effective vector and trapping potentials are generally non-Hermitian [11]. In Sec. IV we derive an alternative equation of motion for the atoms driven to the dark state. In this case the effective vector and trapping potentials are Hermitian. In Sec. V we show the two formulations are related by a pseudo-gauge transformation and hence are equivalent. In Secs. VI-VII we analyze the effective magnetic field and effective trapping potential in the case where at least one of the light beams contains an orbital angular momentum. We show that the spatial profile of the effective magnetic field can be controlled by applying proper control and probe beams. The concluding Sec. VIII summarizes the findings. Finally, Appendix A contains technical details of some of the derivations.

II. FORMULATION

A. The system

Let us consider a system of atoms characterized by two hyper-fine ground levels 1 and 2, as well as an electronic excited level 3. The atoms interact with two resonant laser beams in the EIT configuration (see Fig. 1b). The first beam (to be referred to as the control beam) drives the transition $|2\rangle \rightarrow |3\rangle$, whereas the second beam (the probe beam) is coupled with the transition $|1\rangle \rightarrow |3\rangle$, see Fig. 1a. The control laser has a frequency ω_c , a wave-vector \mathbf{k}_c , and a Rabi frequency Ω_c . The probe field, on the other hand, is characterized by a central frequency $\omega_p = ck_p$, a wave-vector \mathbf{k}_p , and a Rabi frequency Ω_p . Of special interest is the case where the probe and control beams can carry OAM along the propagation axis z . In that case, the spatial distributions of the beams are [12, 13]

$$\Omega_p = \Omega_p^{(0)} e^{i(k_p z + l_p \phi)} \quad (1)$$

and

$$\Omega_c = \Omega_c^{(0)} e^{i(k_c z + l_c \phi)}, \quad (2)$$

where $\Omega_p^{(0)}$ and $\Omega_c^{(0)}$ are slowly varying amplitudes for the probe and control fields, $\hbar l_p$ and $\hbar l_c$ are the corresponding orbital angular momenta per photon along the propagation axis z , and ϕ is the azimuthal angle.

In first quantization, the quantum mechanical state of the atoms is described in terms of the three-component wave function $\Psi_j(\mathbf{r}, t)$ representing the probability amplitude to find an atom in the j -th electronic state and positioned at \mathbf{r} , with $j = 1, 2, 3$. In second quantization, the one-particle wave function $\Psi_j(\mathbf{r}, t)$ is replaced by the operator $\Psi_j(\mathbf{r}, t)$ for annihilation of an atom positioned at \mathbf{r} and characterized by an internal state j . A set of such operators $\Psi_j(\mathbf{r}, t)$ obeys the Bose-Einstein or Fermi-Dirac commutation relationships depending on the type of atoms involved. In what follows, $\Psi_j(\mathbf{r}, t)$ can be understood either as the three-component atomic wave function or as the annihilation field operator. In both cases the spatial and temporal variables will be kept implicit, $\Psi_j(\mathbf{r}, t) \equiv \Psi_j$.

B. Initial equations of motion

Introducing the slowly-varying atomic field-operators $\Phi_1 = \Psi_1 e^{i\omega_1 t}$, $\Phi_3 = \Psi_3 e^{i(\omega_1 + \omega_p)t}$ and $\Phi_2 = \Psi_2 e^{i(\omega_1 + \omega_p - \omega_c)t}$ and adopting the rotating wave approx-

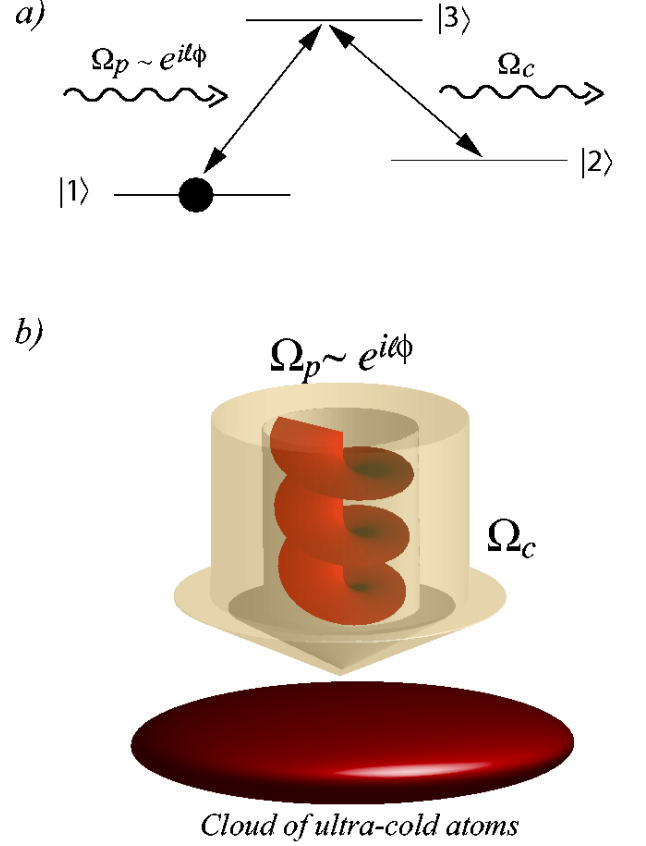


FIG. 1: (Color online) a) The level scheme for the Λ type atoms driven by the resonant probe beam Ω_p and control beam Ω_c . b) Schematic representation of the experimental setup with the two light beams incident on the cloud of atoms. The probe field is of the form $\Omega_p \sim e^{i l_p \phi}$, so the probe photons are allowed to have an orbital angular momentum $\hbar l$ along the propagation axis z .

imation, the equations of motion read

$$i\hbar\dot{\Phi}_1 = -\frac{\hbar^2}{2m}\nabla^2\Phi_1 + V_1(\mathbf{r})\Phi_1 + \hbar\Omega_p^*\Phi_3, \quad (3)$$

$$i\hbar\dot{\Phi}_3 = -\frac{\hbar^2}{2m}\nabla^2\Phi_3 + [\epsilon_{31} + V_3(\mathbf{r})]\Phi_3 + \hbar\Omega_c\Phi_2 + \hbar\Omega_p\Phi_1 \quad (4)$$

$$i\hbar\dot{\Phi}_2 = -\frac{\hbar^2}{2m}\nabla^2\Phi_2 + [\epsilon_{21} + V_2(\mathbf{r})]\Phi_2 + \hbar\Omega_c^*\Phi_3, \quad (5)$$

where m is the atomic mass, $V_j(\mathbf{r})$ is the trapping potential for an atom in the electronic state j , $\epsilon_{21} = \hbar(\omega_2 - \omega_1 + \omega_c - \omega_p)$ and $\epsilon_{31} = \hbar(\omega_3 - \omega_1 - \omega_p)$ are, respectively, the energies of the detuning from the two- and single-photon resonances with $\hbar\omega_j$ being the electronic energy of the atomic level j .

The equations of motion (3)-(5) do not accommodate collisions between the ground-state atoms. This is a legitimate approximation for a degenerate Fermi gas in which s-wave scattering is forbidden and only weak p-wave scattering is present [5, 14, 15, 16]. On the other hand, if the

atoms in the hyperfine ground states 1 and 2 form a BEC, collisions will be present between these atoms. The collisional interaction can however be accommodated if Eqs. (3) and (5) are replaced by the mean-field equations for the condensate wave-functions,

$$i\hbar\dot{\Phi}_1 = \left(-\frac{\hbar^2}{2m}\nabla^2 V_1(\mathbf{r}) + g_{11}|\Phi_1|^2 + g_{12}|\Phi_2|^2\right)\Phi_1 + \hbar\Omega_p^*\Phi_3, \quad (6)$$

$$i\hbar\dot{\Phi}_2 = \left(-\frac{\hbar^2}{2m}\nabla^2 \epsilon_{21} + V_2(\mathbf{r}) + g_{12}|\Phi_1|^2 + g_{22}|\Phi_2|^2\right)\Phi_2 + \hbar\Omega_c^*\Phi_3, \quad (7)$$

where $g_{jl} = 4\pi\hbar^2 a_{jl}/m$, with a_{jl} the s-wave scattering length of the atoms in the electronic states j and l , respectively. In particular a_{jj} is the length of the s-wave scattering between a pair of atoms in the same electronic state ($j = 1, 2$), whereas a_{12} corresponds to collisions between atoms in different electronic states. Since the occupation of the excited atomic level 3 is small, the atom-atom scattering is of little importance for these atoms and equation (4) for Φ_3 can therefore be left unaltered.

III. EFFECTIVE EQUATION FOR Φ_1

A. Adiabatic approximation

Suppose the energies of the one- and two-photon detunings ϵ_{31} and ϵ_{21} are sufficiently small. In this case we can neglect the terms Φ_3 , $\nabla^2\Phi_3$ and $\dot{\Phi}_3$ in Eq. (4). This provides an adiabatic condition [17, 18, 19, 20] relating Φ_2 to Φ_1 ,

$$\Phi_2(\mathbf{r}, t) = -\zeta\Phi_1(\mathbf{r}, t), \quad (8)$$

where $\zeta = \Omega_p/\Omega_c$. Specific requirements for the validity of the adiabatic approximation will be presented by Eq. (31) in the following Section.

Condition (8) implies that the control and probe beams have driven the atoms to the dark state $|D\rangle \sim |1\rangle - \zeta|2\rangle$ representing a special superposition between the two hyperfine ground states [17, 18, 19, 20]. If an atom is in the dark state, the resonant control and probe beams induce the absorption paths $|2\rangle \rightarrow |3\rangle$ and $|1\rangle \rightarrow |3\rangle$ which interfere destructively, resulting in Electromagnetically Induced Transparency. The transitions to the upper atomic level 3 are then suppressed [17, 18, 19, 20] and the atomic level 3 is weakly populated. This justifies neglect of losses due to spontaneous emissions by the excited atoms in the initial equation (4).

If the control and probe beams have orbital angular momenta ($\Omega_p \sim e^{il_p\phi}$ and $\Omega_c \sim e^{il_c\phi}$), the adiabatic condition (8) yields $\Phi_2(\mathbf{r}, t) \sim e^{i(l_p-l_c)\phi}$. In other words, the two-photon Raman process transfers the difference in the orbital angular momenta of the control and probe fields

$\hbar(l_p - l_c)$ into the orbital angular momentum of the center of mass motion for the atoms in the electronic level 2 [21]. This goes along with a general rule saying that the exchange of the orbital angular momentum in the electric dipole approximation occurs exclusively between the light and the atomic center of mass motion [22]. The rule has been implicitly assumed in the initial equations of motion (3)-(7) containing no contributions due to exchange in the orbital angular momentum between the internal atomic states and the center of mass motion.

B. Closed equation for Φ_1

We will now consider the influence of the control and probe beams on the dynamics of the ground state atoms. Using Eqs. (5) and (8), we obtain the equation

$$\Phi_3(\mathbf{r}, t) = -\frac{1}{\hbar\Omega_c^*} \left(\frac{\hbar^2}{2m}\nabla^2 + i\hbar\frac{\partial}{\partial t} - \epsilon_{21} - V_2(\mathbf{r}) \right) (\zeta\Phi_1). \quad (9)$$

The relationships (3) and (9) lead to a closed equation for the field operator Φ_1 [11],

$$i\hbar\dot{\Phi}_1 = \frac{1}{2m} [i\hbar\nabla + \mathbf{A}_{\text{eff}}]^2 \Phi_1 + V_{\text{eff}}(\mathbf{r})\Phi_1, \quad (10)$$

where

$$\mathbf{A}_{\text{eff}} = \frac{i\hbar\zeta^*\nabla\zeta}{1 + |\zeta|^2} \quad (11)$$

and

$$V_{\text{eff}}(\mathbf{r}) = V_1(\mathbf{r}) + \frac{1}{2m} \frac{|\mathbf{A}_{\text{eff}}|^2}{|\zeta|^2} + \hbar \frac{\omega_{21}|\zeta|^2 - i\zeta^*\dot{\zeta}}{1 + |\zeta|^2} \quad (12)$$

are the *effective vector* and *trapping potentials*, with

$$\hbar\omega_{21} = \epsilon_{21} + V_2(\mathbf{r}) - V_1(\mathbf{r}) \quad (13)$$

being a modified energy of the two-photon detuning. The term $\hbar\omega_{21}$ depends on the electronic detuning between the levels 2 and 1, as well as on the difference between the trapping potentials $V_2(\mathbf{r})$ and $V_1(\mathbf{r})$.

If the atoms in the hyperfine ground states 1 and 2 form a BEC, the atomic dynamics is described by the mean field equations (6)-(7) together with condition (8). In such a situation, the atom-atom interaction can be accounted for by replacing $V_1(\mathbf{r}) \rightarrow V_1(\mathbf{r}) + g_{11}|\Phi_1|^2 + g_{12}|\Phi_2|^2$ and $V_2(\mathbf{r}) \rightarrow V_2(\mathbf{r}) + g_{12}|\Phi_1|^2 + g_{22}|\Phi_2|^2$ in the effective equation of motion given by Eqs. (10)-(13), as well as relating Φ_2 to Φ_1 via condition (8). As a result the effective equation for Φ_1 takes the form:

$$i\hbar\dot{\Phi}_1 = \frac{1}{2m} [i\hbar\nabla + \mathbf{A}_{\text{eff}}]^2 \Phi_1 + V_{\text{eff}}(\mathbf{r})\Phi_1 + g_1|\Phi_1|^2\Phi_1, \quad (14)$$

where

$$g_1 = \frac{g_{11} + 2g_{12}|\zeta|^2 + g_{22}|\zeta|^4}{1 + |\zeta|^2} \quad (15)$$

represents the effective interaction between the atoms in the hyperfine state 1. Here A_{eff} , V_{eff} and ω_{21} have the same meaning as in the previous equations (11)-(13).

It is noteworthy that the quantities $\zeta^* \nabla \zeta$ and $\zeta^* \dot{\zeta}$ featured in Eqs. (11) and (12) can contain a finite imaginary part, so that the effective potentials \mathbf{A}_{eff} and $V_{\text{eff}}(\mathbf{r})$ are generally non-Hermitian. This is because the probe and control beams transfer reversibly some atomic population from level 1 to level 2 by means of the two-photon Raman transition, as one can see from the adiabatic condition given by Eq. (8). In other words, the non-Hermitian \mathbf{A}_{eff} and $V_{\text{eff}}(\mathbf{r})$ describe the effective dynamics of atoms in the electronic state 1, and hence are operators for an open sub-system. Since

$$\text{Im } V_{\text{eff}}(\mathbf{r}) = -\frac{\hbar}{2} \frac{1}{1 + |\zeta|^2} \frac{\partial}{\partial t} |\zeta|^2 \quad (16)$$

and

$$\text{Im } A_{\text{eff}}(\mathbf{r}) = \frac{\hbar}{2} \frac{1}{1 + |\zeta|^2} \nabla |\zeta|^2, \quad (17)$$

the non-Hermitian contributions to \mathbf{A}_{eff} and $V_{\text{eff}}(\mathbf{r})$ are due to the temporal and spatial changes in the ratio between the intensities of the control and probe fields, $|\zeta|^2 = |\Omega_p/\Omega_c|^2$, i.e. due to the changes in the relative population of the levels 1 and 2 for the atoms in the dark state. Note that non-Hermitian parts of \mathbf{A}_{eff} and $V_{\text{eff}}(\mathbf{r})$ can be eliminated by a pseudo gauge transformation presented by Eq. (42) in the Section V.

IV. DARK STATE FORMULATION

A. Dark and bright state operators

The adiabatic condition given by Eq. (8) implies that the control and probe beams have driven the atoms to the dark state $|D\rangle \sim \Omega_c |1\rangle - \Omega_p |2\rangle$, representing a special superposition between the two hyperfine ground states. In this Section we shall explore this issue in more detail by directly considering the dynamics of the atoms driven to the dark state. In such an alternative formulation the emerging effective vector and trapping potentials are

fully Hermitian. In the subsequent Section V the two approaches are shown to be equivalent and related via a pseudo-gauge transformation. Note that the appearance of the effective vector and trapping potentials for the dark and bright states is a manifestation of the Berry connection which is encountered in many different areas of physics [23, 24, 25].

Let us introduce the annihilation field operators for the atoms in the dark and bright states,

$$\Phi_D = \xi_c^* \Phi_1 - \xi_p^* \Phi_2 \quad (18)$$

$$\Phi_B = \xi_p \Phi_1 + \xi_c \Phi_2, \quad (19)$$

where

$$\xi_p \equiv \xi_p(\mathbf{r}, t) = \Omega_p/\Omega \quad (20)$$

$$\xi_c \equiv \xi_c(\mathbf{r}, t) = \Omega_c/\Omega \quad (21)$$

are the relative amplitudes of the control and probe fields obeying the normalization condition

$$|\xi_c|^2 + |\xi_p|^2 = 1 \quad (22)$$

and

$$\Omega(\mathbf{r}) = \sqrt{|\Omega_p|^2 + |\Omega_c|^2} \quad (23)$$

is the total Rabi frequency.

B. Transformed equations of motion

A transformed set of operators Φ_D , Φ_B and Φ_3 obey the equations of motion (see Appendix A)

$$i\hbar \dot{\Phi}_D = \frac{1}{2m} (i\hbar \nabla + \mathbf{A}_{\text{eff}}^{(D)})^2 \Phi_D + V_{\text{eff}}^{(D)}(\mathbf{r}) \Phi_D + F_{DB}(\mathbf{r}) \Phi_B \quad (24)$$

$$i\hbar \dot{\Phi}_B = \frac{1}{2m} (i\hbar \nabla + \mathbf{A}_{\text{eff}}^{(B)})^2 \Phi_B + V_{\text{eff}}^{(B)}(\mathbf{r}) \Phi_B + \hbar \Omega \Phi_3 + F_{BD}(\mathbf{r}) \Phi_D \quad (25)$$

$$i\hbar \dot{\Phi}_3 = -\frac{\hbar^2}{2m} \nabla^2 \Phi_3 + [\epsilon_{31} + V_3(\mathbf{r})] \Phi_3 + \hbar \Omega \Phi_B, \quad (26)$$

where

$$\mathbf{A}_{\text{eff}}^{(D)} = -\mathbf{A}_{\text{eff}}^{(B)} = i\hbar (\xi_c^* \nabla \xi_c + \xi_p^* \nabla \xi_p) \quad (27)$$

is the *effective vector potential* and

$$V_{\text{eff}}^{(D)}(\mathbf{r}) = V_1(\mathbf{r})|\xi_c|^2 + (V_2(\mathbf{r}) + \epsilon_{21})|\xi_p|^2 - i\hbar (\xi_c^* \dot{\xi}_c + \xi_p^* \dot{\xi}_p) + \frac{\hbar^2}{2m} (\nabla \xi_c^* \cdot \nabla \xi_c + \nabla \xi_p^* \cdot \nabla \xi_p) - \frac{1}{2m} (\mathbf{A}_{\text{eff}}^{(D)})^2 \quad (28)$$

$$V_{\text{eff}}^{(B)}(\mathbf{r}) = V_1(\mathbf{r})|\xi_p|^2 + (V_2(\mathbf{r}) + \epsilon_{21})|\xi_c|^2 - i\hbar (\xi_c^* \dot{\xi}_c + \xi_p^* \dot{\xi}_p) + \frac{\hbar^2}{2m} (\nabla \xi_c^* \cdot \nabla \xi_c + \nabla \xi_p^* \cdot \nabla \xi_p) - \frac{1}{2m} (\mathbf{A}_{\text{eff}}^{(B)})^2 \quad (29)$$

are the *effective trapping potentials* for the atoms in the dark and bright states, respectively. The operators F_{DB} and F_{BD} describing transitions between the dark and bright states in Eqs. (24) and (25), are explicitly defined in Appendix A. Since $|\xi_c|^2 + |\xi_p|^2 = 1$, the effective vector and trapping potentials $\mathbf{A}_{\text{eff}}^{(D)}$ and $V_{\text{eff}}^{(D)}(\mathbf{r})$ are Hermitian.

In what follows we shall restrict ourselves to the *adiabatic* case in which the transitions between the dark and bright states are not important. In such a situation the term F_{DB} can be neglected in Eq. (24), and it is sufficient to consider the equation for Φ_D only,

$$i\hbar\dot{\Phi}_D = \frac{1}{2m}(i\hbar\nabla + \mathbf{A}_{\text{eff}}^{(D)})^2\Phi_D + V_{\text{eff}}^{(D)}(\mathbf{r})\Phi_D. \quad (30)$$

The adiabatic approach holds if the matrix elements of the operators F_{DB} and F_{BD} are much smaller than the total Rabi frequency Ω . Assuming that the control and probe fields are tuned to the two-photon resonance, the adiabatic condition reduces to the following requirement for the velocity-dependent term due to the two-photon Doppler detuning

$$|(\xi_c\nabla\xi_p - \xi_p\nabla\xi_c) \cdot \mathbf{v}| \ll \Omega. \quad (31)$$

The adiabatic condition will be further analyzed in Section VI C.

If the atoms in the hyperfine ground states 1 and 2 form a BEC, the atomic dynamics in these states is governed by the mean field equations (6)-(7). In such a situation, the equation of motion for the dark state atoms modifies as

$$i\hbar\dot{\Phi}_D = \frac{1}{2m}(i\hbar\nabla + \mathbf{A}_{\text{eff}}^{(D)})^2\Phi_D + V_{\text{eff}}^{(D)}(\mathbf{r})\Phi_D + g_D |\Phi_D|^2 \Phi_D \quad (32)$$

where

$$g_D = |\xi_c|^4 g_{11} + 2g_{12}|\xi_c|^2|\xi_p|^2 + |\xi_p|^4 g_{22} \quad (33)$$

describes the interaction between the atoms in the dark state.

V. EQUIVALENCE OF THE TWO FORMULATIONS

A. Modified dark-state operator

In Section III we have derived the effective equation of motion (10) for the field operator Φ_1 describing the atoms in the hyperfine ground-state 1. In the previous Section, on the other hand, we have derived the equation of motion (30) for the field-operator Φ_D describing the atoms in the dark state. In the former equation (10) the effective dynamics is governed by the non-Hermitian effective vector and trapping potentials, whereas in the latter case the effective vector and trapping potentials are fully Hermitian.

In this section we shall demonstrate that the two formulations are related by a pseudo-gauge transformation and hence are equivalent. For this purpose it is convenient to introduce a modified dark state operator $\Phi_{\bar{D}}$ which differs from the original one by the phase factor $|\Omega_c|/\Omega_c^*$:

$$\Phi_{\bar{D}} = \Phi_D |\Omega_c|/\Omega_c^* = \Phi_D \exp(\ln |\Omega_c|/\Omega_c^*). \quad (34)$$

Substituting Eq. (18) into Eq. (34), we can represent $\Phi_{\bar{D}}$ in terms of a single dimensionless parameter $\zeta = \Omega_p/\Omega_c$,

$$\Phi_{\bar{D}} = \left(1 + |\zeta|^2\right)^{-1/2} (\Phi_1 - \zeta^* \Phi_2). \quad (35)$$

The modified field operator $\Phi_{\bar{D}}$ can be shown to obey the same equations of motion (30) and (32) subject to the replacement of the effective potentials $\mathbf{A}_{\text{eff}}^{(D)}$ and $V_{\text{eff}}^{(D)}$ by the modified Hermitian operators

$$\mathbf{A}_{\text{eff}}^{(\bar{D})} = \mathbf{A}_{\text{eff}} - \frac{i\hbar}{2} \frac{\nabla |\zeta|^2}{1 + |\zeta|^2} \quad (36)$$

$$= \frac{i\hbar}{2} \frac{\zeta^* \nabla \zeta - \zeta \nabla \zeta^*}{1 + |\zeta|^2} \quad (37)$$

and

$$\begin{aligned} V_{\text{eff}}^{(\bar{D})}(\mathbf{r}) &= V_{\text{eff}}(\mathbf{r}) + \frac{i\hbar}{2} \frac{\partial |\zeta|^2 / \partial t}{1 + |\zeta|^2} \\ &= V_1(\mathbf{r}) + \frac{|\mathbf{A}_{\text{eff}}|^2}{2m|\zeta|^2} + \hbar \frac{\omega_{21} |\zeta|^2 - \frac{i}{2} (\zeta^* \dot{\zeta} - \zeta \dot{\zeta}^*)}{1 + |\zeta|^2} \end{aligned} \quad (38)$$

with \mathbf{A}_{eff} and $V_{\text{eff}}(\mathbf{r})$ given by Eqs. (11) and (12). We notice that Eq. (32) now takes the form

$$\begin{aligned} i\hbar\dot{\Phi}_{\bar{D}} &= \frac{1}{2m} \left(i\hbar\nabla + \mathbf{A}_{\text{eff}}^{(\bar{D})} \right)^2 \Phi_{\bar{D}} + V_{\text{eff}}^{(\bar{D})}(\mathbf{r})\Phi_{\bar{D}} \\ &\quad + g_{\bar{D}} |\Phi_{\bar{D}}|^2 \Phi_{\bar{D}} \end{aligned} \quad (39)$$

where $g_{\bar{D}} \equiv g_D$.

B. Pseudo-gauge transformation

Using Eq. (36), the Hermitian potential $\mathbf{A}_{\text{eff}}^{(\bar{D})}$ differs from its non-Hermitian counterpart $\mathbf{A}_{\text{eff}}(\mathbf{r})$ by a gradient of the imaginary function $i\hbar \ln(1 + |\zeta|^2)^{-1/2}$,

$$\mathbf{A}_{\text{eff}}^{(\bar{D})} \equiv \mathbf{A}_{\text{eff}} + i\hbar \nabla \ln(1 + |\zeta|^2)^{-1/2}. \quad (40)$$

In a similar manner, the Hermitian trapping potential $V_{\text{eff}}^{(\bar{D})}(\mathbf{r})$ in Eq. (38), differs from the non-Hermitian potential $V_{\text{eff}}(\mathbf{r})$ by the time-derivative of the imaginary function $-i\hbar \ln(1 + |\zeta|^2)^{-1/2}$,

$$V_{\text{eff}}^{(\bar{D})}(\mathbf{r}) = V_{\text{eff}}(\mathbf{r}) - i\hbar \frac{\partial}{\partial t} \ln(1 + |\zeta|^2)^{-1/2}. \quad (41)$$

Therefore the effective equation of motion (10) for Φ_1 is related to the corresponding equation for the dark-state operator $\Phi_{\bar{D}}$ via the pseudo-gauge transformation

$$\Phi_1 = \Phi_{\bar{D}} \exp \left[\ln(1 + |\zeta|^2)^{-1/2} \right] \equiv (1 + |\zeta|^2)^{-1/2} \Phi_{\bar{D}}. \quad (42)$$

Since $g_{\bar{D}} = g_1 / (1 + |\zeta|^2)$, the transformation (42) applies also for the interacting atoms described by the effective equations of motion (14) and (39). It is noteworthy that the transformation (42) is not unitary if the intensity of the probe field is non-zero ($|\zeta| \neq 0$). The transition from the unitary equation of motion for $\Phi_{\bar{D}}$ (or Φ_D) to the non-unitary one for Φ_1 is accompanied by the appearance of the non-Hermitian vector and trapping potentials, \mathbf{A}_{eff} and $V_{\text{eff}}(\mathbf{r})$, as discussed in the Section III. Since $\mathbf{A}_{\text{eff}}^{(\bar{D})}$ differs from $\mathbf{A}_{\text{eff}}(\mathbf{r})$ by a gradient, the effective magnetic field

$$\mathbf{B}_{\text{eff}} = \nabla \times \mathbf{A}_{\text{eff}}^{(\bar{D})} = i\hbar \nabla \left(\frac{|\zeta|^2 \nabla \ln \zeta}{1 + |\zeta|^2} \right) \quad (43)$$

$$= i\hbar \left(\frac{1}{1 + |\zeta|^2} \right)^2 \nabla \zeta^* \times \nabla \zeta \quad (44)$$

is the same in both formulations. In the following we shall concentrate on the formulation in terms of the dark state operator $\Phi_{\bar{D}}$.

VI. ANALYSIS OF THE EFFECTIVE OPERATORS $\mathbf{A}_{\text{eff}}^{(\bar{D})}$, \mathbf{B}_{eff} AND $V_{\text{eff}}^{(\bar{D})}(\mathbf{r})$

A. Representation in terms of the amplitude and phase

Separating the ratio ζ into the amplitude and the phase,

$$\zeta = \Omega_p / \Omega_c = |\zeta| e^{iS}, \quad (45)$$

the effective vector and trapping potentials given by Eqs. (37) and (38) can be rewritten as

$$\mathbf{A}_{\text{eff}}^{(\bar{D})} = -\hbar \frac{|\zeta|^2}{1 + |\zeta|^2} \nabla S \quad (46)$$

and

$$V_{\text{eff}}^{(\bar{D})}(\mathbf{r}) = V_1(\mathbf{r}) + \frac{\hbar^2 |\zeta|^2 (\nabla S)^2 + (\nabla |\zeta|)^2}{2m (1 + |\zeta|^2)^2} + \hbar \frac{|\zeta|^2 (\omega_{21} + \dot{S})}{1 + |\zeta|^2}. \quad (47)$$

The effective magnetic field then takes the form

$$\mathbf{B}_{\text{eff}} = \hbar \frac{(\nabla S) \times \nabla |\zeta|^2}{(1 + |\zeta|^2)^2}. \quad (48)$$

B. Control and probe beams with OAM

If the co-propagating probe and control fields carry OAM, their amplitudes Ω_p and Ω_c are given by Eqs. (1)-(2). The phase of the ratio $\zeta = \Omega_p / \Omega_c$ then reads

$$S = l\phi, \quad (49)$$

where $l = l_p - l_c$. Note that although both the control and probe fields are generally allowed to have non-zero OAM by Eqs. (1)-(2), it is desirable that the OAM is zero for one of these beams. In fact, if both l_p and l_c were non-zero, the amplitudes Ω_p and Ω_c should simultaneously go to zero along the z -axis. In such a situation, the total Rabi frequency $\Omega = (\Omega_p^2 + \Omega_c^2)^{1/2}$ would also vanish, leading to the violation of the adiabatic condition (31) along the z -axis.

Substituting Eq. (49) into Eqs. (46) and (48), the effective vector potential and magnetic field take the form

$$\mathbf{A}_{\text{eff}}^{(\bar{D})} = -\frac{\hbar l}{\rho} \frac{|\zeta|^2}{1 + |\zeta|^2} \hat{\mathbf{e}}_\phi \quad (50)$$

$$\mathbf{B}_{\text{eff}} = \frac{\hbar l}{\rho} \frac{1}{(1 + |\zeta|^2)^2} \hat{\mathbf{e}}_\phi \times \nabla |\zeta|^2, \quad (51)$$

where ρ is the distance from the z -axis and $\hat{\mathbf{e}}_\phi$ is the unit vector along the azimuthal angle ϕ . In a similar manner, with the electronic two photon detuning put to zero ($\epsilon_{21} = 0$), Eq. (47) reduces to

$$V_{\text{eff}}^{(\bar{D})}(\mathbf{r}) = V_{\text{ext}}(\mathbf{r}) + \frac{\hbar^2 l^2 |\zeta|^2 / \rho^2 + (\nabla |\zeta|)^2}{2m (1 + |\zeta|^2)^2}, \quad (52)$$

where

$$V_{\text{ext}}(\mathbf{r}) = \frac{V_1(\mathbf{r}) + |\zeta|^2 V_2(\mathbf{r})}{1 + |\zeta|^2} \quad (53)$$

is the *external trapping potential* for the atoms in the dark state.

In what follows we shall assume that the intensity ratio $|\zeta|^2$ depends on the *cylindrical radius* ρ only. In that case the effective magnetic field is directed along the z -axis,

$$\mathbf{B}_{\text{eff}} = -\hat{\mathbf{e}}_z \frac{\hbar l}{\rho} \frac{1}{(1 + |\zeta|^2)^2} \frac{\partial}{\partial \rho} |\zeta|^2. \quad (54)$$

It is evident that the effective magnetic field is non-zero only if the ratio $\zeta = \Omega_p / \Omega_c$ contains a non-zero phase ($l = l_p - l_c \neq 0$) and the amplitude $|\zeta|$ has a radial dependence ($\partial |\zeta| / \partial \rho \neq 0$).

C. Adiabatic condition

The *adiabatic condition* given by Eq. (31) can now be rewritten as

$$\frac{1}{\sqrt{1+|\zeta|^2}} \sqrt{\left(v_\rho \frac{\partial}{\partial \rho} |\zeta|\right)^2 + \left(|\zeta| v_\phi \frac{l}{\rho}\right)^2} \ll \Omega \quad (55)$$

The above condition imposes requirements on the radial and azimuthal atomic velocities,

$$\frac{1}{\sqrt{1+|\zeta|^2}} v_\rho \frac{\partial}{\partial \rho} |\zeta| < \Omega \quad (56)$$

$$\frac{|\zeta|}{\sqrt{1+|\zeta|^2}} v_\phi \frac{l}{\rho} \equiv \frac{|\zeta|}{\sqrt{1+|\zeta|^2}} \omega_\phi l < \Omega, \quad (57)$$

where ω_ϕ is the angular frequency of the atomic motion. Note that condition (57) has no singularity due to the ρ^{-1} term, since for the light beams with OAM the ratio $|\zeta| = |\Omega_p/\Omega_c|$ typically goes as ρ^l close to the origin [13].

The conditions (31) and (55)-(57) imply that the inverse Rabi frequency Ω^{-1} should be smaller than the time the atom travels a characteristic length over which the amplitude or the phase of the ratio $\zeta = \Omega_p/\Omega_c$ changes considerably. The latter length exceeds the optical wavelength and the Rabi frequency can be of the order of $10^7 \div 10^8 \text{ s}^{-1}$ [26]. Therefore, the adiabatic condition should still hold for atomic velocities of the order of tens of meters per second, i.e., up to extremely large velocities in the context of ultra-cold atomic gases.

VII. SPECIFIC CASES

Suppose the probe beam has an OAM ($l_p \neq 0$) and the control beam does not ($l_c = 0$). In this case the intensity of the probe beam (and hence the ratio $|\zeta|^2 = |\Omega_p/\Omega_c|^2$) goes to zero as $\rho \rightarrow 0$. If the intensity of the control field changes slowly within an atomic cloud, radial dependence of the ratio $|\zeta|$ is determined by the probe beam only.

The effective magnetic flux through a circle of the radius ρ_0 is now given by

$$\Phi = \oint \mathbf{A}_{\text{eff}}^{(\bar{D})} d\mathbf{l} = -\frac{l|\zeta_0|^2}{1+|\zeta_0|^2} \Phi_D \quad (58)$$

where $\Phi_D = 2\pi\hbar$ is the Dirac flux quantum, and $|\zeta_0|^2$ is the intensity ratio at the radius ρ_0 . The flux Φ reaches its maximum of $2\pi\hbar l$ if the intensity ratio $|\zeta_0|^2 \gg 1$, i.e. if the probe field exceeds the control field at the selected distance ρ_0 . Since the winding number l of light beams can currently be as large as several hundreds, it is possible to induce a substantial magnetic flux Φ in the atomic cloud. This might enable us to study phenomena related to filled Landau levels with a large number of atoms in quantum gases.

A. The case where $|\zeta| \sim \rho^n$

Let us consider the case where the probe beam containing an OAM exhibits the power law behaviour

$$|\zeta| = \alpha \rho^n. \quad (59)$$

Under this condition, Eqs. (52) and (54) take the form

$$\mathbf{B}_{\text{eff}} = -2nl\hbar \frac{\alpha^2 \rho^{2n-2}}{(1+\alpha^2 \rho^{2n})^2} \hat{\mathbf{e}}_z \quad (60)$$

and

$$V_{\text{eff}}^{(\bar{D})}(\mathbf{r}) = V_{\text{ext}}(\mathbf{r}) + \frac{\hbar^2}{2m} \frac{[l^2 + n^2] \alpha^2 \rho^{2n-2}}{(1+\alpha^2 \rho^{2n})^2}. \quad (61)$$

If the probe beam is characterised by a winding number l , the radial distribution typically goes as $|\zeta| = \alpha \rho^l$ for small values of ρ [13]. Therefore for $l > 1$, the effective magnetic field goes to zero at the origin, where $\rho = 0$. It is desirable to exclude this area by introducing a repulsive potential expelling the atoms for small values of ρ . In what follows we shall consider some other types of radial dependence which are relevant for a larger radius ρ .

B. The case where $|\zeta|$ is linear in ρ

If $|\zeta| = \alpha \rho$ we get

$$\mathbf{B}_{\text{eff}} = -2l\hbar \hat{\mathbf{e}}_z \frac{\alpha^2}{(1+\alpha^2 \rho^2)^2} \quad (62)$$

and

$$V_{\text{eff}}^{(\bar{D})}(\mathbf{r}) = V_{\text{ext}}(\mathbf{r}) + \frac{\hbar^2}{2m} \frac{[l^2 + 1] \alpha^2}{(1+\alpha^2 \rho^2)^2}. \quad (63)$$

For sufficiently small distances ($|\zeta| = \alpha \rho \ll 1$), Eq. (62) describes a constant magnetic field along the z -axis, in agreement with Eq. (11) of Ref. [11]. Retaining terms up to quadratic order in ρ , the effective trapping potential, Eq. (63), becomes

$$V_{\text{eff}}^{(\bar{D})}(\mathbf{r}) \approx V_{\text{ext}}(\mathbf{r}) + \frac{\hbar^2}{2m} [l^2 + 1] \alpha^2 (1 - 2\alpha^2 \rho^2). \quad (64)$$

If

$$V_1(\mathbf{r}) = \frac{\hbar^2}{m} [l^2 + 1] \alpha^4 \rho^2 \quad (65)$$

and $V_2(\mathbf{r})$ is quadratic in ρ , the effective external trapping potential $V_{\text{ext}}(\mathbf{r})$ given by Eq. (53) compensates the distance dependence in the second term of Eq. (64). In such a situation, the overall effective potential $V_{\text{eff}}^{(\bar{D})}(\mathbf{r})$ is constant up to terms of fourth order in ρ .

Figure 2 shows the effective magnetic field and the trapping potential for the whole range of distances ρ in

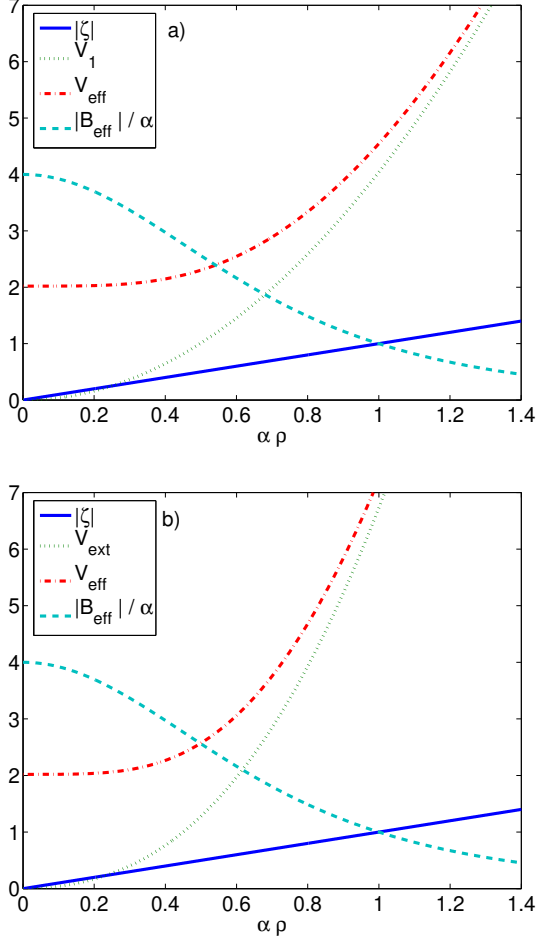


FIG. 2: (Color online) Effective Potential V_{eff} and effective magnetic field B_{eff} for the case where $|\zeta|$ is linear in ρ and the constant are $m = \hbar = 1$, $\alpha = 0.2$, $l = 10$. The external potential V_{ext} is chosen such that the quadratic term of the effective potential vanishes. The trapping potential for the atoms in the second hyperfine ground state is chosen to be $V_2(\mathbf{r}) = \kappa V_1(\mathbf{r})$ with (a) $\kappa = 1$ and (b) $\kappa = 7/3$.

the case where $V_2(\mathbf{r}) = \kappa V_1(\mathbf{r})$, with $\kappa = 1$ (Fig. 2a) and $\kappa = 7/3$ (Fig. 2b). The external trapping potential is defined here by Eqs. (53) and (65). The overall trapping potential is seen to be flat for small distances ($\alpha\rho \ll 1$). In this area the magnetic field is close to its maximum value. For larger distances an effective trapping barrier is formed preventing the atoms to escape the area where the magnetic field is contained, as seen in Fig. 2. In other words, the atoms can be trapped in the area where the magnetic field is concentrated. For $\kappa = 7/3$ the effective trapping potential confines the atoms tighter as compared to the case where the trapping potentials are the same for both hyperfine ground states, as one can see comparing Figs. 2a and 2b.

Since the effective magnetic field is nearly constant only in a region where $\alpha\rho \ll 1$, the magnetic flux over

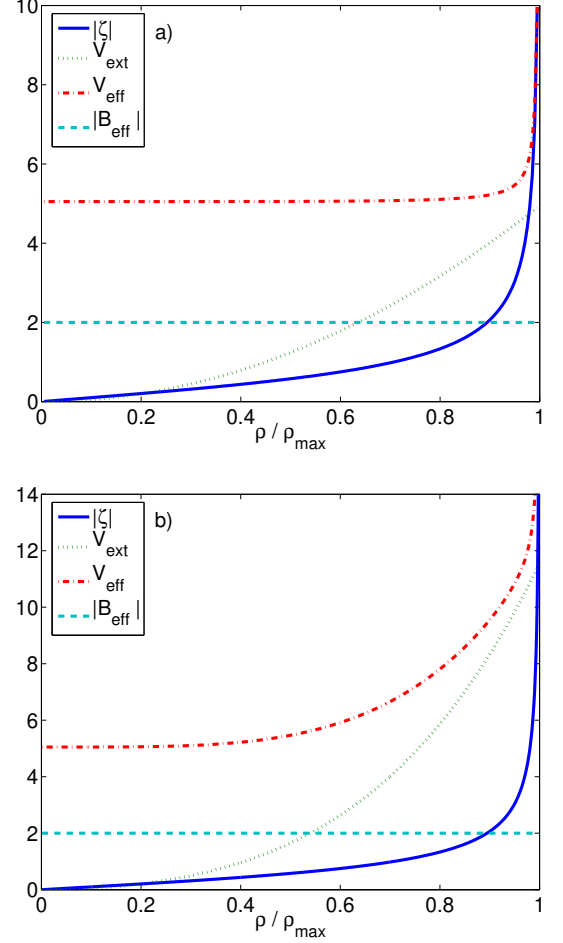


FIG. 3: (Color online) The effective trapping potential V_{eff} and the ratio $|\zeta| = |\Omega_p/\Omega_c|$ corresponding to the case where the effective magnetic field B_{eff} is constant. The external trapping potential $V_1(\mathbf{r})$ is given by Eq. (70) to compensate the quadratic term in Eq. (69). The trapping potential for the atoms in the second hyperfine ground state is chosen to be $V_2(\mathbf{r}) = \kappa V_1(\mathbf{r})$ with (a) $\kappa = 1$ and (b) $\kappa = 7/3$. The other constants are in both cases $m = \hbar = 1$, $l = 10$ and $\rho_{\text{max}}^2 = 10$.

this region is much smaller than its maximum of $2\pi\hbar l$, as one can see from Eq. (58). In the next section we shall show how to produce a constant magnetic field within an area containing a larger magnetic flux.

C. Constant effective magnetic field

If we choose

$$|\zeta|^2 = \frac{(\rho/\rho_{\text{max}})^2}{1 - (\rho/\rho_{\text{max}})^2} \quad (66)$$

we arrive at a constant effective magnetic field

$$\mathbf{B}_{\text{eff}} = -2\hbar l \rho_{\text{max}}^{-2} \hat{\mathbf{e}}_z \quad (67)$$

described by the effective vector potential

$$\mathbf{A}_{\text{eff}}^{(\tilde{D})} = -\hbar l \rho_{\text{max}}^{-2} \hat{\mathbf{e}}_z \quad (68)$$

with the corresponding cyclotron frequency $\omega_c = \hbar l / m \rho_{\text{max}}^2$ and the magnetic length $\ell_B = \sqrt{\hbar / m \omega_c} = \rho_{\text{max}} / \sqrt{l}$. In that case the effective trapping potential is given by

$$V_{\text{eff}}^{(\tilde{D})}(\mathbf{r}) = V_{\text{ext}}(\mathbf{r}) + \frac{\hbar^2}{2m} \frac{1}{\rho_{\text{max}}^2} (l^2 d + 1/d), \quad (69)$$

where $d = 1 - (\rho / \rho_{\text{max}})^2$. For $\rho \rightarrow \rho_{\text{max}}$, the intensity ratio $|\zeta|^2$ goes to infinity, so the equations (66)-(69) have a meaning only for distances smaller than ρ_{max} . Therefore, Eq. (66) can model an actual intensity distribution of the control and probe beams only up to a certain radius $\rho_0 < \rho_{\text{max}}$.

If

$$V_1(\mathbf{r}) = \frac{\hbar^2}{2m \rho_{\text{max}}^2} (l^2 - 1) (\rho / \rho_{\text{max}})^2, \quad (70)$$

and $V_2(\mathbf{r}) = \kappa V_1(\mathbf{r})$, the external potential $V_{\text{ext}}(\mathbf{r})$ given by Eq. (53) compensates the quadratic term in Eq. (69). Assuming $\kappa = 1$, the overall effective trapping potential $V_{\text{eff}}^{(\tilde{D})}(\mathbf{r})$ is flat over a large radius ρ , almost up to the limiting value $\rho = \rho_{\text{max}}$ (see Fig. 3a). Figure 3b shows the situation where $\kappa = 7/3$ so that the stiffness of the external trapping potential is higher for the atoms in hyperfine state 2. In this case, the trap becomes tighter (see Fig. 3b). Consequently, the difference in trapping potentials for different hyperfine states can provide a natural container confining the trapped atoms within an area of a constant effective magnetic field.

If the winding number of the probe beam $l_p = l$ is of the order of a hundred, the magnetic length $\ell_B = \rho_{\text{max}} / \sqrt{l}$ can be considerably smaller than the width of an atomic cloud. On the other hand, the diameter of a pancake shaped cloud is normally in the range of several tens of micrometers, and the ratio \hbar/m is of the order of $1 \mu\text{m}^2/\text{ms}$ for alkali atoms. Therefore, the cyclotron frequency $\omega_c = \hbar l / m \rho_{\text{max}}^2$ can be up to several hundreds of Hz which is comparable to typical trapping frequencies.

VIII. CONCLUSIONS

We have shown how the probe beam of light with an orbital angular momentum can produce an effective magnetic field in a degenerate gas of electrically neutral atoms (fermions or bosons) using the EIT. We have first derived an effective equation of motion for the center of mass of atoms in the internal state 1. The equation contains the vector potential type interaction as well as the effective trapping potential, both being non-Hermitian operators [11]. To clarify the situation, we have then derived an equation of motion for the atoms in the dark state. In

this case the effective vector and trapping potentials are fully Hermitian. We have shown that the two formulations are related by a pseudo-gauge transformation and hence are equivalent.

We have analyzed the effective vector and trapping potentials in the case where at least one of the light beams contains an orbital angular momentum. We have shown how to generate a constant effective magnetic field, as well as the field exhibiting a radial distance dependence. We have demonstrated that the effective magnetic field can be concentrated in the area where the effective trapping potential holds the atoms. In the case of a homogeneous effective magnetic field it is important to realize that the corresponding cyclotron frequencies and magnetic lengths can be similar to typical trap frequencies and oscillator lengths used when trapping cold atoms in BEC and degenerate fermion gases. This will require a high OAM for the light which is also readily available with present technology.

The theory is based on the adiabatic approximation according to which the atoms remain in the dark state all the time. We have estimated that the adiabatic approximation should hold for atomic velocities up to tens of meters per second, i.e. up to extremely large velocities in the context of ultra-cold atomic gases.

Our proposed method of creating the effective magnetic field has several advantages compared to a rotating system where only a constant magnetic field is created [9, 10]. In our method the magnetic field is shaped and controlled by choosing the proper control and probe beams. Furthermore stirring an ultra-cold cloud of atoms in a controlled manner is a rather demanding task, whereas an optically induced vector potential is expected to be almost lossless and highly controllable.

The theory has already been applied analyzing the de Haas-van Alphen effect in a gas of electrically neutral atoms [11]. It can also be applied to other intriguing phenomena which intrinsically depend on the magnetic field. For instance, the quantum Hall effect can now be studied using a cold gas of electrically neutral atomic fermions. In addition, if the collisional interaction between the atoms is taken into account, we can study the magnetic properties of a superfluid atomic Fermi gas [27]. Recent advances in spatial light modulator technology enables us to consider rather exotic light beams [28]. This will allow us to study the effect of different forms of vector potentials in quantum gases. Finally the combined dynamical system of light and matter [29] could give an important insight into gauge theories in general.

Acknowledgments

This work was supported by the Royal Society of Edinburgh, the Royal Society of London, the Lithuanian State Science and Studies Foundation, the Alexander von Humboldt foundation and the Marie-Curie Trainings-site at the University of Kaiserslautern. Helpful discussions

with E. Andersson, M. Babiker, S. Barnett, J. Courtial, M. Fleischhauer, A. Kamchatnov, U. Leonhardt, M. Lewenstein, M. Mařalas, L. Santos and R. Unanyan are gratefully acknowledged.

original equations of motion (3)-(5):

APPENDIX A: APPENDIX A: EQUATIONS OF MOTION FOR Φ_D AND Φ_B

To obtain the equation for Φ_D and Φ_B , let us take the time derivative of Eq. (24) and (25) and make use of the

$$i\hbar\dot{\Phi}_D = -\frac{\hbar^2}{2m} (\xi_c^* \nabla^2 \Phi_1 - \xi_p^* \nabla^2 \Phi_2 + \nabla \xi_c^* \nabla \Phi_1 - \nabla \xi_p^* \nabla \Phi_2) + \frac{\hbar^2}{2m} [\nabla^2 \xi_c^* + \xi_c^* V_1(\mathbf{r})] \Phi_1 - \frac{\hbar^2}{2m} [\nabla^2 \xi_p^* + \xi_p^* (\epsilon_{21} + V_2(\mathbf{r}))] \Phi_2 \quad (\text{A1})$$

$$i\hbar\dot{\Phi}_B = -\frac{\hbar^2}{2m} (\xi_p \nabla^2 \Phi_1 + \xi_c \nabla^2 \Phi_2 + \nabla \xi_p \nabla \Phi_1 - \nabla \xi_c \nabla \Phi_2) + \frac{\hbar^2}{2m} [\nabla^2 \xi_p + \xi_p V_1(\mathbf{r})] \Phi_1 + \frac{\hbar^2}{2m} [\nabla^2 \xi_c + \xi_c (\epsilon_{21} + V_2(\mathbf{r}))] \Phi_2 \quad (\text{A2})$$

Using the inverse transformation

$$\Phi_1 = \xi_p^*(t) \Phi_B + \xi_c(t) \Phi_D \quad (\text{A3})$$

and

$$\Phi_2 = \xi_c^*(t) \Phi_B - \xi_p(t) \Phi_D, \quad (\text{A4})$$

the equation of motion (A1)-(A2) can be represented as

$$i\hbar\dot{\Phi}_D = \frac{1}{2m} (-i\hbar\nabla - \mathbf{A}_{\text{eff}}^{(D)})^2 \Phi_D + V_{\text{eff}}^{(D)}(\mathbf{r}) \Phi_D + F_{DB}(\mathbf{r}) \Phi_B, \quad (\text{A5})$$

and

$$i\hbar\dot{\Phi}_B = \frac{1}{2m} (-i\hbar\nabla + \mathbf{A}_{\text{eff}}^{(D)})^2 \Phi_B + V_{\text{eff}}^{(B)}(\mathbf{r}) \Phi_B + \hbar\Omega\Phi_3 + F_{BD}(\mathbf{r}) \Phi_D, \quad (\text{A6})$$

where the effective vector and trapping potentials are explicitly defined by Eqs. (27)-(29) of the main text. The operators $F_{DB}(\mathbf{r})$ and $F_{BD}(\mathbf{r})$ describe the transitions between the dark and bright states:

$$F_{DB}(\mathbf{r}) \Phi_B = \left[(V_1(\mathbf{r}) - V_2(\mathbf{r}) - \epsilon_{21}) \xi_c^* \xi_p^* + \frac{\hbar^2}{2m} (\xi_p^* \nabla^2 \xi_c^* - \xi_c^* \nabla^2 \xi_p^*) + i\hbar (\dot{\xi}_c^* \xi_p^* - \dot{\xi}_p^* \xi_c^*) \right] \Phi_B + \frac{\hbar^2}{m} (\xi_p^* \nabla \xi_c^* - \xi_c^* \nabla \xi_p^*) \cdot \nabla \Phi_B \quad (\text{A7})$$

$$F_{DB}(\mathbf{r}) \Phi_D = \left[(V_1(\mathbf{r}) - V_2(\mathbf{r}) - \epsilon_{21}) \xi_c \xi_p + \frac{\hbar^2}{2m} (\xi_c \nabla^2 \xi_p - \xi_p \nabla^2 \xi_c) + i\hbar (\dot{\xi}_p \xi_c - \dot{\xi}_c \xi_p) \right] \Phi_D + \frac{\hbar^2}{m} (\xi_c \nabla \xi_p - \xi_p \nabla \xi_c) \cdot \nabla \Phi_D. \quad (\text{A8})$$

Finally, substituting Eqs. (A3) and (A3) into Eq. (4), one arrives at Eq. (26) for Φ_3 .

-
- [1] K. B. Davis, M.-O. Mewes, M. R. Andrews, N. J. van Druten, D. S. Durfee, D. M. Kurn, and W. Ketterle, *Phys. Rev. Lett.* **75**, 3969 (1995).
 - [2] C. C. Bradley, C. A. Sackett, J. J. Tollett, and R. G. Hulet, *Phys. Rev. Lett.* **75**, 1687 (1995).
 - [3] F. Dalfovo, S. Giorgini, L. Pitaevskii, and S. Stringari, *Rev. Mod. Phys.* **71**, 463 (1999).
 - [4] L. Pitaevskii and S. Stringari, *Bose-Einstein Condensation* (Clarendon Press, Oxford, 2003).
 - [5] B. DeMarco and D. Jin, *Science* **285**, 1703 (1999).
 - [6] F. Schreck, L. Khaykovich, K. L. Corwin, G. Ferrari, T. Bourdel, J. Cubizolles, and C. Salomon, *Phys. Rev. Lett.* **87**, 080403 (2001).
 - [7] Z. Hadzibabic, S. Gupta, C. A. Stan, C. H. Schunck, M. W. Zwierlein, K. Dieckmann, and W. Ketterle, *Phys. Rev. Lett.* **91**, 160401 (2003).
 - [8] D. Jaksch, C. Bruder, J. I. Cirac, C. W. Gardiner, and P. Zoller, *Phys. Rev. Lett.* **81**, 3108 (1998).
 - [9] V. Bretin, S. Stock, Y. Seurin, and J. Dalibard, *Phys. Rev. Lett.* **92**, 050403 (2004).
 - [10] V. Schweikhard, I. Coddington, P. Engels, V. P. Mosen-dorff, and E. A. Cornell, *Phys. Rev. Lett.* **92**, 040404 (2004).
 - [11] G. Juzeliūnas and P. Öhberg, *Phys. Rev. Lett.* **93**, 033602 (2004).
 - [12] L. Allen, M. Padgett, and M. Babiker, *Prog. Opt.* **39**, 291 (1999).
 - [13] L. Allen, S. M. Barnett, and M. J. Padgett, *Optical Angular Momentum* (Institute of Physics, Bristol, 2003).
 - [14] D. A. Butts and D. S. Rokhsar, *Phys. Rev. A* **55**, 4346 (1997).
 - [15] M.-O. Mewes, G. Ferrari, F. Schreck, A. Sinatra, and C. Salomon, *Phys. Rev. A* **61**, 011403(R) (2000).
 - [16] G. Juzeliūnas and M. Mašalas, *Phys. Rev. A* **63**, 061602(R) (2001).
 - [17] E. Arimondo, *Progr. Opt.* **35**, 259 (1996).
 - [18] S. Harris, *Phys. Today* **50**, 36 (1997).
 - [19] A. B. Matsko, O. Kocharovskaja, Y. Rostovtsev, G. R. Welch, A. S. Zibrov, and M. O. Scully, *Advances in Atomic, Molecular, and Optical Physics* **46**, 191 (2001).
 - [20] M. D. Lukin, *Rev. Mod. Phys.* **75**, 457 (2003).
 - [21] G. Nandi, R. Walser, and W. P. Schleich, *Phys. Rev. A* **69**, 063606 (2004).
 - [22] M. Babiker, C. R. Bennett, D. L. Andrews, and L. D. Romero, *Phys. Rev. Lett.* **89**, 143601 (2002).
 - [23] R. Jackiw, *At. Mol. Phys.* **21**, 71 (1988).
 - [24] C.-P. Sun and M.-L. Ge, *Phys. Rev. D* **41**, 1349 (1990).
 - [25] R. Dum and M. Olshanii, *Phys. Rev. Lett.* **76**, 1788 (1996).
 - [26] L. V. Hau, S. E. Harris, Z. Dutton, and C. Behrooz, *Nature* **397**, 594 (1999).
 - [27] C. A. Regal, M. Greiner, and D. S. Jin, *Phys. Rev. Lett.* **92**, 040403 (2004).
 - [28] D. McGloin, G. Spalding, H. Melville, W. Sibbett, and K. Dholakia, *Opt. Express* **11**, 158 (2003).
 - [29] P. Öhberg, *Phys. Rev. A* **66**, 021603(R) (2002).