

## Helicoidal magnetic order in a clean copper oxide spin chain compound

L. Capogna, M. Mayr, P. Horsch, M. Raichle, R.K. Kremer, M. Sofin, A. Maljuk, M. Jansen, and B. Keimer<sup>1</sup>

<sup>1</sup>*Max-Planck-Institut für Festkörperforschung, Heisenbergstrasse 1 Stuttgart D-70569, Germany*

(Dated: May 23, 2019)

We report susceptibility, specific heat, and neutron diffraction measurements on  $\text{NaCu}_2\text{O}_2$ , a spin-1/2 chain compound isostructural to  $\text{LiCu}_2\text{O}_2$ , which has been extensively investigated. Below 13 K, we find a long-range ordered, incommensurate magnetic helix state with a propagation vector similar to that of  $\text{LiCu}_2\text{O}_2$ . In contrast to the Li analogue, substitutional disorder is negligible in  $\text{NaCu}_2\text{O}_2$ . We can thus rule out that the helix is induced by impurities, as was claimed on the basis of prior work on  $\text{LiCu}_2\text{O}_2$ . A spin Hamiltonian with frustrated long-range exchange interactions provides a good description of both the ordered state and the paramagnetic susceptibility.

PACS numbers: 75.25.+z, 75.40.Cx, 75.50.Ee, 75.30.Et

Copper oxides are excellent model systems for low-dimensional spin-1/2 quantum antiferromagnets. In particular, copper oxides with magnetic backbones comprised of chains of  $\text{CuO}_4$  squares have been shown to exhibit quasi-one-dimensional behavior. Two classes of copper oxide spin chain materials are known. Compounds in which adjacent squares share their corners are excellent realizations of the one-dimensional (1D) spin-1/2 Heisenberg Hamiltonian [1, 2, 3]. Linear Cu-O-Cu bonds along the spin chains give rise to a large antiferromagnetic nearest-neighbor exchange coupling. In compounds built up of edge-sharing squares, on the other hand, the Cu-O-Cu bond angle is near  $90^\circ$ , so that the magnitude of the nearest-neighbor coupling is more than an order of magnitude smaller [4]. Because of the anomalously small nearest-neighbor coupling, longer-range frustrating exchange interactions have a pronounced influence on the physical properties of these materials. Edge-sharing copper oxides thus provide uniquely simple model systems to test current theories of spin correlations in frustrated quantum magnets.

At low temperatures, the ground state of edge-sharing copper oxides is either a 3D-ordered antiferromagnet [5, 6, 7] or a spin-Peierls state [8], depending on whether interchain exchange interactions or spin-phonon interactions are dominant. In the former case, the magnetic order is almost always collinear. An interesting exception was recently discovered in  $\text{LiCu}_2\text{O}_2$  [9, 10, 11], which undergoes a transition to a magnetic helix state at low temperatures. While such a state is expected for classical spin models with frustrating interactions, quantum models predict a gapped spin liquid state in the range of exchange parameters that was claimed to describe the spin system in  $\text{LiCu}_2\text{O}_2$ . Since the ionic radii of  $\text{Li}^+$  and  $\text{Cu}^{2+}$  are similar, chemical disorder was identified as a possible solution to this puzzle. Indeed, a chemical analysis of the sample used in the neutron scattering study of Ref. [11] showed that about 16% of the  $\text{Cu}^{2+}$  ions in the spin chains were replaced by nonmagnetic  $\text{Li}^+$  impurities. Since even much lower concentrations of nonmagnetic impurities are found to induce magnetic long-range order in other quasi-1D spin-gap systems, the authors of Ref. [11] attributed the unexpected helix state to the highly disordered lattice structure of  $\text{LiCu}_2\text{O}_2$ .

Here we report magnetic susceptibility, specific heat, and neutron diffraction data on  $\text{NaCu}_2\text{O}_2$ , a Mott insulator that is isostructural to  $\text{LiCu}_2\text{O}_2$ . However, since  $\text{Na}^+$  is much larger than  $\text{Cu}^{2+}$ , substitutional disorder is *a priori* unlikely in  $\text{NaCu}_2\text{O}_2$ . Chemical analysis and neutron diffraction data confirm that Na-Cu inter-substitution is negligible in our  $\text{NaCu}_2\text{O}_2$  samples. Below a Néel temperature  $T_N$  of 13K, we find an incommensurate helix state with a propagation vector similar to that in  $\text{LiCu}_2\text{O}_2$ . Contrary to the interpretation advocated in Ref. [11], this state is thus the ground state of a spin chain system without impurities. The incommensurability along the chain axis is such that the magnetic unit cell is nearly quadrupled with respect to the chemical cell. Together with an analysis of the susceptibility data, this indicates that an antiferromagnetic next-nearest-neighbor interaction along the spin chain is the dominant exchange interaction in  $\text{NaCu}_2\text{O}_2$ . This disagrees with the spin Hamiltonian recently proposed for  $\text{LiCu}_2\text{O}_2$  [11]. Each copper oxide chain thus contains two interpenetrating, but nearly independent 1D spin systems. A model with long-range exchange interactions provides a quantitative description of the ground state and paramagnetic susceptibility of this spin-1/2 system.

Micro-crystalline powder samples of  $\text{NaCu}_2\text{O}_2$  were synthesized via the azide/nitrate route in specially designed containers [12, 13, 14, 15]. The starting materials were milled, pressed in pellets under  $10^5\text{N}$ , dried in vacuum ( $10^{-3}$  mbar) at  $150^\circ\text{C}$  for 12 h, and placed in an argon atmosphere in a tightly closed steel container provided with a silver inlay. Finally, in a flow of dry argon the following temperature sequence was applied:  $25$  to  $260^\circ\text{C}$  ( $100\text{K/h}$ );  $260$  to  $380^\circ\text{C}$  ( $5\text{K/h}$ ),  $380$  to  $500^\circ\text{C}$  ( $50\text{K/h}$ ) with subsequent annealing for 30 hours at  $500^\circ\text{C}$ . Powder X-ray diffraction patterns for initial characterization were collected with a Stoe STADI-P diffractometer using  $\text{CuK}\alpha$  and  $\text{MoK}\alpha$  radiation. No impurity phases were detected, except small traces of  $\text{CuO}$  and  $\text{Cu}_2\text{O}$ . The single crystals were grown by the self-flux method in an argon atmosphere in platinum crucibles [16]. The crystals have a platelet shape with typical sizes of  $7 \times 3\text{mm}^2$  and thickness of up to  $100\text{ }\mu\text{m}$ . X-ray diffraction from single crystals ground to powder showed no sign of impurity phases within the resolution limit.

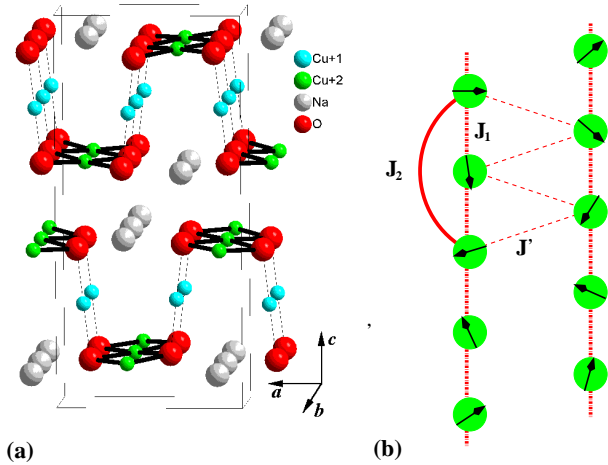


FIG. 1: (a) Crystal structure, and (b) proposed magnetic structure of NaCu<sub>2</sub>O<sub>2</sub>. In panel (b), the most important magnetic interactions are marked.

In addition, no platinum impurities were detected in our crystals by inductively-coupled plasma atomic emission spectroscopy (ICP-AES) measurements. Finally, we have used ICP-AES to establish the chemical composition of our crystals as Na<sub>1.00±0.02</sub>Cu<sub>2.00±0.02</sub>O<sub>y</sub>. The Na:Cu ratio is thus identical to the ideal stoichiometry within the experimental error. This should be compared to the samples studied in Ref. [11] whose chemical composition was quoted as Li<sub>1.16</sub>Cu<sub>1.84</sub>O<sub>2.01</sub>.

For the neutron diffraction measurements, a powder sample of weight  $\sim 5$  g was fitted into a cylindrical vanadium container and loaded in a standard helium-flow cryostat. High-resolution diffraction patterns were collected at 3.5, 23 and 300 K on the two-circle powder diffractometer D2B at the Institut Laue-Langevin, Grenoble. A wavelength  $\lambda = 1.5946\text{\AA}$  was selected by a Ge[355] monochromator. The diaphragms were set to 70/70 and the collimations to 10'-10'-10' before the monochromator, between monochromator and sample, and between sample and detector, respectively. Complementary neutron diffraction data were taken on the high-flux powder diffractometer D20 using a wavelength  $\lambda = 2.4\text{\AA}$ . The diaphragms were set to 70/10. Measurements of the magnetic susceptibility and the heat capacity were carried out on powder samples as well as on single crystals. The powder measurements were taken on a sample of total mass 115 mg in a SQUID magnetometer (MPMS, Quantum Design).

A Rietveld analysis of the diffraction pattern at room temperature confirms that NaCu<sub>2</sub>O<sub>2</sub> has an orthorhombic crystal structure (space group Pnma) with lattice parameters  $a = 6.2087\text{\AA}$ ,  $b = 2.9343\text{\AA}$  and  $c = 13.0548\text{\AA}$ , in agreement with an X-ray investigation of small single crystals. A pictorial representation of the lattice structure is shown in Fig. 1. The unit cell of NaCu<sub>2</sub>O<sub>2</sub> contains four magnetic Cu<sup>2+</sup> ions belonging to two pairs of copper oxide chains running along  $b$ . The Cu-O-Cu bond angle is  $92.9^\circ$ , somewhat larger than  $87.2^\circ$ , the equivalent angle in LiCu<sub>2</sub>O<sub>2</sub>. Since the two chains within one

pair are shifted relative to each other by half a unit cell along  $b$ , each chain pair can also be viewed as a single zig-zag chain [17]. The chain pairs are separated from each other in the  $a$ -direction by rows of non-magnetic Cu<sup>+</sup> ions, and in the  $c$ -direction by Na<sup>+</sup> ions. The nearest-neighbor Cu<sup>2+</sup>-Cu<sup>2+</sup> distances between different chain pairs are considerably larger than those within a pair. It is thus reasonable to expect that the system is magnetically one-dimensional.

In order to check for possible Na-Cu inter-substitution, we have refined the occupancies of Na and Cu sites in the Rietveld analysis of the neutron diffraction data and obtained full occupancy of both positions within an error of 2%. This finding is expected based in the different ionic radii of Na<sup>+</sup> and Cu<sup>2+</sup>, and it confirms the results of the chemical analysis above. In contrast to LiCu<sub>2</sub>O<sub>2</sub>, substitutional disorder on the copper oxide chains is therefore negligible in NaCu<sub>2</sub>O<sub>2</sub>.

Fig. 2 shows the uniform magnetic susceptibility of a NaCu<sub>2</sub>O<sub>2</sub> powder as a function of temperature. The main feature of the curve is a broad maximum at 52 K, which is characteristic of low-dimensional spin systems and indicates a crossover to a state with antiferromagnetic short-range order. A Curie-Weiss fit of the high-temperature susceptibility for  $200 < T < 300$  K yields a negative Curie-Weiss temperature of  $\Theta_{CW} = -62$  K, indicating predominant antiferromagnetic interactions. Because of the intrinsic 1D nature of our system, we have fitted the susceptibility curve to the exact solution of the  $S = 1/2$  Heisenberg chain with a single antiferromagnetic interaction  $J_2$ , following Ref. [18]. The exchange path corresponding to this interaction is addressed below. We added a diamagnetic contribution from the closed atomic shells, which we estimate as  $-52 \times 10^{-6}$  from Pascal's increments [19]. The fit yields  $J_2 = 85$  K ( $k_B \equiv 1$ ) and  $g = 2.07$ , and the result is shown in Fig. 2. Our susceptibility data are thus in good quantitative agreement with a model including a single antiferromagnetic interaction parameter along the spin chains, although small deviations from the fitted curve are apparent (Fig. 2).

The low-temperature susceptibility and specific heat data plotted in Fig. 3 indicate two magnetic phase transitions at 13 and 8 K. Both transition temperatures are much smaller than  $J_2$ , as expected based on the quasi-one-dimensionality of the magnetic lattice. The temperature dependent susceptibility of a single-crystal sample in the three crystallographic directions is plotted in Fig. 3a. The susceptibilities in the  $b$ -direction,  $\chi_b$ , is not strongly affected by the 13 K transition, while  $\chi_a$  and  $\chi_c$  are suppressed. Below the 8 K transition, on the other hand,  $\chi_a$  and  $\chi_b$  exhibit an upturn. The specific heat anomaly at the 8 K transition is weaker and obliterated by a modest magnetic field of 9T (Fig. 3b), whereas the 13 K transition is more robust. Taken together, these data suggest that the 8 K transition arises from spin canting. A similar canting transition has been observed in Li<sub>2</sub>CuO<sub>2</sub> [7].

These data indicate that the magnetic ground state is more complex than suggested by the initial analysis of the paramagnetic susceptibility. In order to deter-

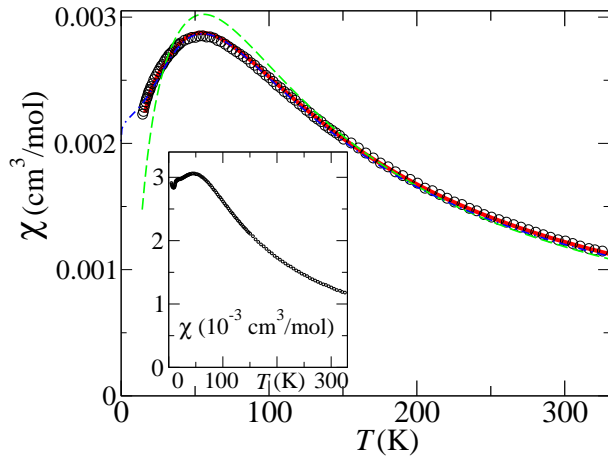


FIG. 2: Temperature dependence of the static magnetic susceptibility of a powder sample of  $\text{NaCu}_2\text{O}_2$  in a magnetic field  $B=0.1$  T (open circles). The thick red line is the result of a fit to the helix model described in the text, whereas the blue line (dot-dashed, mostly hidden by the red one) is the (exact) susceptibility of the 1D-Heisenberg chain ( $J_2=85\text{K}$ ) [18]. For comparison, the green line represents the result of a fit to a simpler  $J_1$ - $J_2$  helix model (see text). The inset shows the actually measured data, from which a Curie contribution  $\chi_{\text{Cur}}=0.0105/T$  has been subtracted to obtain the data presented in the main panel. Note that the Curie tail is very weak, providing testimony to the high quality of the sample.

mine the spin configuration in the ground state, neutron powder diffraction data were taken on the high-flux powder diffractometer D20. The results are shown in Fig. 4. Several additional Bragg reflections are observed below 13 K at low scattering angles. Since no high-angle counterparts of these reflections are observed, and the intensities vanish at the magnetic ordering temperature (inset in Fig. 4), these reflections can be identified as magnetic. They can be indexed based on the magnetic propagation vector  $(0.5, \zeta, 0)$  with  $\zeta = 0.227$ , which corresponds to a pitch angle  $\phi = 81.7^\circ$ . Since an amplitude modulation of the copper spin is not expected in a Mott insulating state, the intensities were compared to models in which the spins form a helicoidal state with identical amplitude on every  $\text{Cu}^{2+}$  site, analogous to that observed in  $\text{LiCu}_2\text{O}_2$ . A good refinement of the peak intensities was obtained by assuming a helix polarized in the  $ab$ -plane, like in  $\text{LiCu}_2\text{O}_2$  [11]. However, unlike what was concluded in  $\text{LiCu}_2\text{O}_2$ , we found that a better agreement between observed and calculated intensities is obtained by assuming that the interchain coupling within a chain pair ( $J'$  in Fig. 1b) is ferromagnetic. The ordered moment per  $\text{Cu}^{2+}$  ion at base temperature is  $0.64\mu_B$ .

Since the observed helical spin structure of  $\text{NaCu}_2\text{O}_2$  cannot be accounted for within a simple nearest-neighbor Heisenberg model, we reanalyzed the paramagnetic susceptibility in terms of a spin Hamiltonian with longer-ranged interactions  $J_d$ . Such additional couplings are expected for Cu-O-O-Cu bridges in edge-sharing copper chains [4]. We consider magnetic couplings up to a distance  $d=4b$ . Whereas couplings  $J_{d \geq 2}$  are always antiferromagnetic,  $J_1$  can be either ferromagnetic or antiferro-

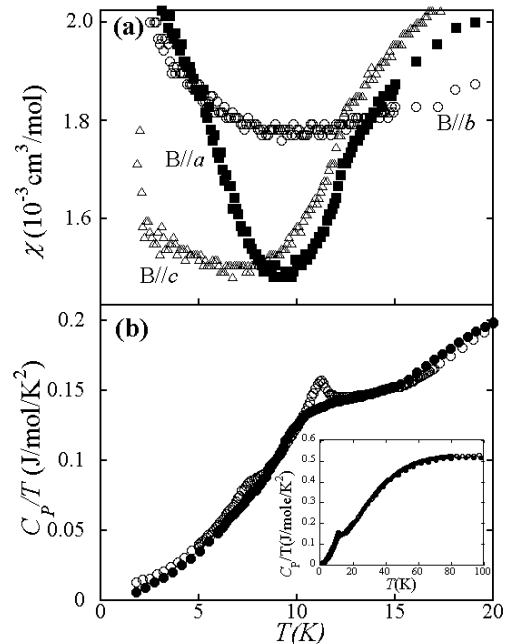


FIG. 3: Single-crystal data for  $\text{NaCu}_2\text{O}_2$  as a function of temperature. (a) Susceptibility taken with a magnetic field of 0.1 T applied along the principal crystallographic axes. (b) Specific heat for two applied magnetic fields: 0 T (open circles) and 9 T (full circles). The inset extends the temperature range.

magnetic depending on the Cu-O-Cu bond angle [4]. The classical ground state of this model is a helix whose pitch angle  $\phi_h$  is given by the expression

$$\cos \phi_h \simeq -\frac{J_1 - 3J_3}{4(J_2 - 3J_4)}, \quad (1)$$

which is valid as long as  $|J_4| \ll |J_2|$ . Using a finite temperature Lanczos technique [20], we have calculated the temperature dependent susceptibility on chains of length  $N = 24$  for models where condition (1) is fulfilled, using the angle  $\phi_h = 82^\circ$  obtained in the analysis of the neutron scattering data. An excellent fit (red line in Fig. 2) is obtained for the entire temperature range from just above  $T_N$  up to 330 K, with the parameters  $J_1 = -16.4$  K,  $J_2 = 90$  K,  $J_3 = 7.2$  K, and  $J_4 = 6.3$  K. The  $g$ -factor,  $g = 2.14$ , is typical for  $\text{Cu}^{2+}$  in square-planar geometry. The fact that the antiferromagnetic interaction  $J_2$  is by far the largest parameter in the spin Hamiltonian explains the surprisingly good fit obtained by the nearest-neighbor model discussed above. The long-range couplings  $J_3, J_4$  are small, as expected, yet they are essential in this context, since fits attempted with  $J_3 = J_4 = 0$  ( $J_1/J_2 = -0.183$ , green line in Fig. 2) are in significantly poorer agreement with the experimental data.

We have thus determined the magnetic ground state of  $\text{NaCu}_2\text{O}_2$ , a spin-1/2 chain compound without significant substitutional disorder, as a magnetic helix with a substantial ordered moment of  $0.64\mu_B$ . This rules out impurity-induced magnetic long-range order, a scenario

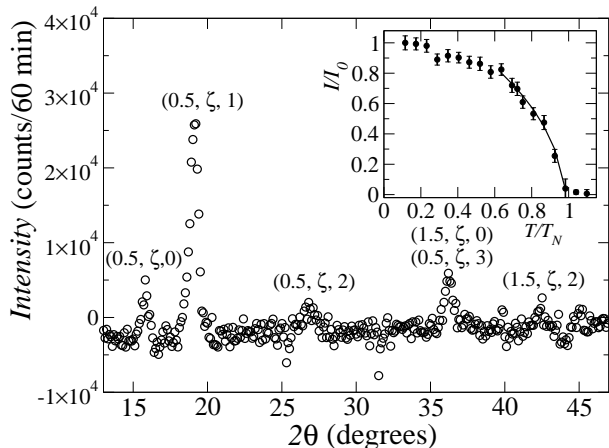


FIG. 4: Difference of neutron diffraction data collected at 2K and 20K. A number of extra reflections of magnetic origin appear at low temperature. They can be indexed assuming a propagation vector  $(0.5, \zeta, 0)$  with  $\zeta = 0.227$ . The temperature dependence of the  $(0.5, \zeta, 1)$  reflection is plotted in the inset together with a fit of the intensity to a power law.

proposed [11] for  $\text{LiCu}_2\text{O}_2$ , where a helix with a similar propagation vector was observed. The spin Hamiltonian is dominated by a large antiferromagnetic exchange parameter  $J_2 \sim 90$  K, which can be identified as the interaction between second-nearest neighbors along the spin chains. The dominance of a long-range exchange parameter may at first seem surprising, but it can be understood as a consequence of the structural geometry of  $\text{NaCu}_2\text{O}_2$ , whose Cu-O-Cu bond angle,  $92.9^\circ$ , is very close to the critical angle of  $\sim 94^\circ$  at which the nearest-neighbor interaction is expected to change sign [4]. Hence, the nearest-neighbor coupling  $J_1$  is anomalously small. The magnitude of  $J_2$  is in very good agreement with theoretical calculations for edge-sharing copper oxide chains with Cu-O bond parameters determined for  $\text{NaCu}_2\text{O}_2$  [4]. This agreement is significant, because the prediction is largely insensitive to the bond angle and hence quite robust, and because direct measurements of this parameter in other copper oxide spin chains yield comparable results. Inclusion of exchange interactions between spin chains, in particular those within a pair of chains (dashed lines in Fig. 1b), may affect the values of the exchange parameters extracted from the susceptibility, but are unlikely to change this picture qualitatively.

In view of our work on a clean, isostructural compound and the theoretical work of Ref. [4], the exchange parameters of  $\text{LiCu}_2\text{O}_2$  should be reexamined. Because of the smaller Cu-O-Cu bond angle, the magnitude of the nearest-neighbor coupling in the spin Hamiltonian for  $\text{LiCu}_2\text{O}_2$  is expected to be larger than that of  $\text{NaCu}_2\text{O}_2$ , but the next-nearest-neighbor coupling should be comparable. A scenario in which an antiferromagnetic interchain interaction of magnitude  $J' \sim 70$  K significantly

exceeds all of the relevant intrachain interactions [11] appears very unlikely [22].

In conclusion, the magnetic helix state and paramagnetic susceptibility of  $\text{NaCu}_2\text{O}_2$  are in good quantitative agreement with the predictions of a model including long-range exchange interactions. An open question concerns our use of the classical expression 1 for the pitch angle. Some theoretical work suggests that the pitch angle for quantum models deviates substantially from this expression [21]. However, one has to keep in mind that the magnitude of the ordered moment per magnetic copper site is  $0.64\mu_B$ , close to the free ion value. Quantum zero-point fluctuations thus appear to be largely suppressed in the ordered state. Large ordered moments were also observed in other corner-sharing copper oxide spin chain compounds, and were ascribed to large exchange anisotropies. A quantitative understanding of the interplay between spin anisotropies and frustration in  $\text{NaCu}_2\text{O}_2$  and other spin chain materials is an interesting subject of further investigation.

We would like to thank A. Ivanov, G.J. McIntyre, T. Hansen and B. Ouladdiaf for their valuable support during the experiments at the ILL. We also gratefully acknowledge G. Siegle and E. Brücher for experimental assistance at the MPI.

- 
- [1] K.M. Kojima *et al.*, Phys. Rev. Lett. **78**, 1787 (1997).
  - [2] N. Motoyama *et al.*, Phys. Rev. Lett. **76**, 3212 (1996).
  - [3] T. Ami *et al.*, Phys. Rev. B **51**, 5994 (1995).
  - [4] Y. Mizuno *et al.*, Phys. Rev. B **57**, 5326 (1998)
  - [5] F. Sapina *et al.*, Solid State Comm. **74**, 779 (1990).
  - [6] H.F. Fong *et al.*, Phys. Rev. B **59**, 6873 (1999).
  - [7] E.M.L. Chung *et al.*, Phys. Rev. B **68**, 144410 (2003)
  - [8] M. Hase *et al.*, Phys. Rev. Lett. **70**, 3651 (1993)
  - [9] S. Zvyagin *et al.*, Phys. Rev. B **66**, 064424 (2002).
  - [10] K.-Y. Choi *et al.*, Phys. Rev. B **69**, 104421 (2004)
  - [11] T. Masuda *et al.*, Phys. Rev. Lett. **92**, 177201 (2004)
  - [12] D. Trinschek and M. Jansen, Angew. Chem., **111**, 234 (1999) Angew. Chem. Int. Ed. Engl. **38**, 133 (1999).
  - [13] M. Sofin *et al.*, Z. Anorg. Allg. Chem., **628**, 2691 (2003).
  - [14] M. Sofin *et al.*, PhD Thesis, University of Stuttgart (2003).
  - [15] G. Tams and H. Mueller-Buschbaum, J. of Alloys Compd., **189**, 241 (1992).
  - [16] A. Maljuk *et al.*, J. Cryst. Growth **263**, 338 (2004)
  - [17] S.R. White *et al.*, Phys. Rev. B **54**, 9862 (1996).
  - [18] Johnston *et al.*, Phys. Rev. B **61**, 9558 (2000)
  - [19] P.W. Selwood, Magnetochemistry, 2nd ed. Interscience, New York (1956).
  - [20] J. Jaklič and P. Prelovšek, Adv. Phys. **49**, 1 (2000)
  - [21] R. Bursill *et al.*, J. Phys.: Condens. Matter, **7**, 8605 (1995).
  - [22] A recent Comment on Ref. 11 has come to the same conclusion (S.-L. Drechsler *et al.*, preprint cond-mat/0411418 (unpublished)).