

Microwave modulation of electron temperature and Shubnikov-de Haas oscillation in a two-dimensional electron gas

X.L. Lei and S.Y. Liu

Department of Physics, Shanghai Jiaotong University, 1954 Huashan Road, Shanghai 200030, China

Effects of microwave radiation on magnetoresistance are analyzed in a scheme which covers regimes of inter- and intra-Landau level transitions and takes account of photon-assisted electron transitions as well as radiation-induced change of the electron distribution for two-dimensional systems with high carrier density. The electron temperature, obtained by balancing the energy absorption from the radiation field and the energy dissipation to the lattice through realistic electron-phonon couplings, exhibits resonant oscillation. Microwave modulations of Shubnikov-de Haas oscillation amplitude are produced together with microwave-induced resistance oscillations, in agreement with experimental findings.

PACS numbers: 73.50.Jt, 73.40.-c, 78.67.-n, 78.20.Ls

Since the discovery of microwave induced magnetoresistance oscillations (MIMOs) in high-mobility two-dimensional (2D) electron system (ES)^{1,2,3,4} tremendous experimental^{5,6,7,8,9,10,11,12,13} and theoretical^{14,15,16,17,18,19,20,21,22,23,24,25,26,27,28} interest has been attracted to radiation related magnetotransport in 2DES. Most of investigations were focused on the range of low magnetic fields $\omega_c \ll 1$ (ω_c stands for the cyclotron frequency) subject to a radiation of frequency $\omega = 2 \sim 100$ GHz, where MIMOs show up and Shubnikov-de Haas oscillations (SdHOs) are hardly appreciable. In spite of the fact that both MIMOs and SdHOs are magnetoresistance related phenomena appearing in overlapping field regimes, little attention was paid to the influence of a microwave radiation on SdHO until a recent experimental finding at higher frequency. Kovalev et al.¹⁰ observed a suppression of the SdHOs around cyclotron resonance $\omega_c \approx \omega$ in a moderately high mobility sample induced by a radiation of 285 GHz. Du et al.¹¹ reported strong modulations of SdHO in an ultra-clean 2D sample subjected to microwaves of 146 GHz, clearly showing, in addition to the first node at $\omega_c = 1$, higher order nodes around $\omega_c = 2, 3$. Very recently, Dorozhkin et al.¹² reported interesting modulation of SdHOs in the range $\omega_c < 1$ when the cyclotron frequency exceeds the radiation frequency. They found that SdHOs are generally strongly damped by the radiation but there is a narrow magnetic field range in between allowed ranges of inter- and intra-Landau level transitions, where the amplitude of SdHO is insensitive to the microwave irradiation. These observations provide a more complicated picture of microwave-related transport phenomena, which must be accounted for in a theoretical model.

We propose that all these SdH modulations come from the electron heating induced by the microwave radiation. By carefully calculating the electron temperature based on the balance of the energy absorption from the radiation field and the energy dissipation to the lattice through the electron-phonon interactions in a uniform model,²² we reproduce all the interesting phenomena of MIMO

and SdHO modulation observed in the experiments.

We consider a uniform dc electric field E_0 and a high frequency (HF) field $E_t = E_s \sin(\omega t) + E_c \cos(\omega t)$ are applied to a quasi-2D system consisting of N_e interacting electrons in a unit area in the x-y plane, together with a magnetic field $B = (0; 0; B)$ along the z direction.

The spatial homogeneity of the fields allows to describe the transport of this system in terms of its center-of-mass (CM) motion and the relative motion, i.e. the motion of electrons in the reference frame moving with CM.²⁹ In an electron gas having impurity/phonon scatterings, there exist couplings between the CM motion and the relative motion of 2D electrons. It is via these couplings that a spatially uniform HF electric field affects the relative motion of electrons by opening photon-assisted channels for electron transition between different states.

Under the influence of the uniform electric field $E(t) = E_0 + E_t$ the CM of the electron system is forced to move. Since for the HF-field intensity used in the experiments the effect of higher order harmonic current is not important, it suffices to assume that the CM velocity, i.e. the electron drift velocity, $V(t)$, consists of a dc part v_0 and a stationary time-dependent part of the form $V(t) = v_0 + v_1 \cos(\omega t) + v_2 \sin(\omega t)$.

All the samples used in the microwave irradiation experiments are clean 2DEGs with carrier density higher than $10^{15}/\text{m}^2$. For these high-carrier-density electron systems, the thermalization time τ_{th} , i.e. the time for the system to return to its internal equilibrating state when it is deviated or excited from it, is short in comparison with the momentum relaxation time τ_m related to impurity and phonon scatterings. The thermalization time τ_{th} is determined mainly by the electron-electron (e-e) collision of the many particle system. But different from the conventional inelastic e-e scattering time τ_{in} , which is determined by the e-e scattering when system is already in a thermodynamic equilibrium state where the collective mode and the Coulomb screening are fully in effect and which approaches infinite when temperature goes to zero, the thermalization time τ_{th} is related to e-e scattering when the system deviates from equilibrium

and the screening has not yet been established. Although τ_{th} depends on the way how the system deviates from equilibrium, it has a finite value in the zero-temperature limit and should be of the same order of magnitude as the time for electrons to build up the Coulomb screening after excitation. Since the characteristic times related to two main processes in the system, i.e. the motion of the CM and the electron transitions due to impurity/phonon scattering with or without photon absorption or emission, are much longer than τ_{th} , the electron system always rapidly thermalizes and can thus be described by a Fermi-type distribution function at an average electron temperature T_e in the reference frame moving with the CM.

The moving CM experiences, in addition to forces due to applied electric field $E(t)$ and magnetic field B , the damping force $F(t)$ in the presence of impurity/phonon scatterings. Keeping to the base frequency oscillating term we write $F(t) = F_0 + F_s \sin(\omega t) + F_c \cos(\omega t)$. The force-balance equations for the center-of-mass read

$$0 = N_e e E_0 + N_e e (v_0 - B) + F_0; \quad (1)$$

$$v_1 = \frac{e E_s}{m \omega} + \frac{F_s}{N_e m \omega} - \frac{e}{m \omega} (v_2 - B); \quad (2)$$

$$v_2 = \frac{e E_c}{m \omega} + \frac{F_c}{N_e m \omega} - \frac{e}{m \omega} (v_1 - B); \quad (3)$$

The expressions for F_0 , F_s , and F_c are given in Ref22

On the other hand, since electron transitions between different states take place with absorption and emission of microwave photons in the presence of impurity/phonon scatterings, the system may get energy from the HF field. This energy will be dissipated to the lattice through electron-phonon couplings. The energy balance in the steady transport state requires²²

$$N_e e E_0 - \bar{W} + S_p - W = 0; \quad (4)$$

Here

$$S_p = \sum_{q_k} U(q_k)^2 \sum_{n=1}^{\infty} n! J_n^2(\gamma) \rho_2(q_k; \omega_0 - n\omega) + \sum_q M(q)^2 \sum_{n=1}^{\infty} n! J_n^2(\gamma) \rho_2(q; \omega_0 + q - n\omega) \quad (5)$$

is the time-averaged rate of the electron energy gain from the HF field, and

$$W = \sum_q M(q)^2 \sum_{n=1}^{\infty} q J_n^2(\gamma) \rho_2(q; \omega_0 + q - n\omega) \quad (6)$$

is the time-averaged rate of the electron energy loss to the lattice due to electron-phonon scatterings. In the above expressions, $\frac{1}{2}[(q_k - \bar{v})^2 + (q_k - \bar{v})^2] = \omega_0$, $q_k - \bar{v}$, $U(q_k)$ and $M(q)$ stand for effective impurity and phonon scattering potentials, $\rho_2(q_k; \omega)$ and $\rho_2(q; \omega) = \frac{1}{2} \rho_2(q_k; \omega) [\ln(\omega - T_e) - \ln(\omega + T_e)]$ (with $\ln(x) = \ln(e^x - 1)$)

are the imaginary parts of the electron density correlation function and electron-phonon correlation function in the magnetic field.

Transverse and longitudinal photoresistivities are obtained directly from Eq. (1). The linear magnetoresistivity ($v_0 \neq 0$) is given by

$$R_{xx} = \sum_{q_k} \frac{q_k^2}{N_e^2 e^2} \sum_{n=1}^{\infty} J_n^2(\gamma) \frac{\omega^2}{\omega^2} = n! + \sum_q \frac{q^2}{N_e^2 e^2} \sum_{n=1}^{\infty} J_n^2(\gamma) \frac{\omega^2}{\omega^2} = q + n! \quad (7)$$

All the effects of a microwave radiation on electron transport come from the HF field induced CM motion (electron drift motion) and the electron transitions due to impurity/phonon-assisted photon absorption and emission. In view of drifting and absorbed energy induced heating, the distribution of electrons would change upon microwave irradiation. In the present scheme, parameters v_1 , v_2 and T_e take account of these effects. These parameters are to be determined by solving equations (2), (3) and (4) consistently.

We calculate the $\rho_2(q_k; \omega)$ function of the 2D system in a magnetic field by means of Landau representation:³⁰

$$\rho_2(q_k; \omega) = \frac{1}{2 l_B^2} \sum_{n, m=0}^{\infty} C_{n, m=0} (l_B^2 q_k^2 = 2) \rho_2(n; n^0; \omega); \quad (8)$$

$$\rho_2(n; n^0; \omega) = \frac{2}{\omega} \frac{d}{d\omega} [f(\omega) - f(\omega + \omega_0)]$$

$$\text{Im } G_n(\omega + \omega_0) - \text{Im } G_{n^0}(\omega); \quad (9)$$

where $l_B = \frac{1}{\sqrt{2} B}$ is the magnetic length, $C_{n, m+1}(\gamma) = \frac{n! [(n+1)!]^{-1} \gamma^2 e^{-\gamma^2} [L_n^1(\gamma)]^2}{L_n^1(\gamma)^2}$ with $L_n^1(\gamma)$ the associate Laguerre polynomial, $f(\omega) = f \exp[(\omega - T_e)] + 1$ is the Fermi distribution function at electron temperature T_e , and $\text{Im } G_n(\omega)$ is the imaginary part of the Green's function, or the DOS, of the Landau level n . Note that both interband ($n \neq n^0$) and intraband ($n = n^0$) scatterings are included in the above formulation.

We choose a Gaussian-type function³¹

$$\text{Im } G_n(\omega) = \frac{1}{(2\pi)^{1/2}} \exp[-(\omega - \omega_n)^2 / (2\pi^2)] \quad (10)$$

for the density of state of the n -th Landau level (ω_n is the energy of the n -th Landau level), with a broadening parameter

$$= (2e l_c / m_0)^{1/2}; \quad (11)$$

where l_0 is the linear mobility at lattice temperature T in the absence of the magnetic field and 1 is a semiempirical parameter to take account the difference of the transport scattering time determining the mobility μ , from the single particle lifetime τ .

For systems used in the experiments at temperature $T \sim 1$ K, the dominant contribution to the energy absorption S_p and photoresistivity $R_{xx} - R_{xx}(0)$ come from the

impurity-assisted photon-absorption and emission process. At different magnetic field strength, this process is associated with electron transition between either inter-Landau level states or intra-Landau-level states. According to (10), the width of each Landau level can be estimated as $4\hbar$. The condition for inter-Landau level transition with impurity-assisted single-photon process³³ is $|\omega| > |\omega_c|/4$, or $|\omega_c| < a_{\text{inter}} = (\hbar^2 + 4\hbar^2)^{1/2} = 2\hbar$; and the condition for impurity-assisted intra-Landau level transition is $|\omega| < 4\hbar$, or $|\omega_c| > a_{\text{intra}} = \hbar^2$, here $\hbar = (32e^2 m_0^{-1})^{1/2}$. Irradiation heats the electrons. However, since the MIMOs are insensitive to the modest rise of the electron temperature, the effect of electron heating can be largely ignored as far as the MIMO is concerned.²² On the other hand, to deal with SdH oscillation, which is very sensitive to the electron heating, we have to carefully calculate the rise of the electron temperature due to microwave irradiation. In order to obtain the energy dissipation rate from the electron system to the lattice, W , we take account of scatterings from bulk longitudinal acoustic (LA) and transverse acoustic (TA) phonons (via the deformation potential and piezoelectric couplings), as well as from longitudinal optical (LO) phonons (via the Frolich coupling) in the GaAs-based system. The relevant matrix elements and parameters are well known.²⁹ Note that, the transport quantities depend on the polarization of the microwave field in respect to the dc field E_0 , and the required radiation power to induce oscillation depends on the impurity potential. In this paper, all the calculations were carried out with linearly polarized MW fields parallel to E_0 and assuming background impurity scattering.

Fig.1a shows the calculated energy absorption rate S_p , the electron temperature T_e and the longitudinal resistivity R_{xx} as functions of $|\omega_c|$ for a 2D system having electron density $N_e = 3 \times 10^{15} \text{ m}^{-2}$, linear mobility $\mu_0 = 1000 \text{ m}^2/\text{Vs}$ and broadening parameter $\Gamma = 5$, subject to a microwave radiation of frequency $\omega/2\pi = 50 \text{ GHz}$ and amplitude $E_s = 0.5 \text{ V/cm}$ at lattice temperature $T = 1 \text{ K}$. The energy absorption rate S_p exhibits a large main peak at cyclotron resonance $|\omega_c| = 1$ and smaller broad secondary peaks at harmonics $|\omega_c| = 1/2; 1/3; 1/4$, and so does the electron temperature T_e . For this GaAs system, $\hbar = 0.65$, $a_{\text{inter}} = 1.9$ and $a_{\text{intra}} = 2.4$. We can see that, at lower magnetic fields, especially $|\omega_c| < 1.5$, the system absorbs enough energy from the radiation field via inter-Landau level transitions and T_e is significantly higher than T , with the maximum as high as 27K around $|\omega_c| = 1$. With increasing strength of the magnetic field the inter-Landau level transition weakens and the absorbed energy and electron temperature decreases rapidly. Since the intra-Landau level transitions begin to appear at $|\omega_c| > 2.4$, there is a magnetic field range within which the impurity-assisted photon absorption and emission process is very weak, such that very little radiation energy is absorbed and the electron temperature T_e is almost equal to the lattice temperature T . The magnetoresistivity R_{xx} show-

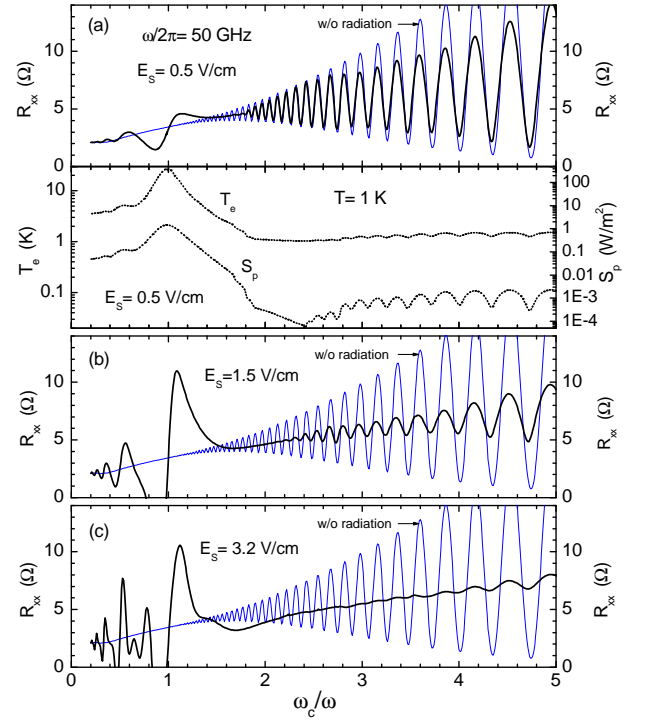


FIG. 1: The magnetoresistivity R_{xx} , electron temperature T_e and energy absorption rate S_p of a GaAs-based 2DEG with $\mu_0 = 1000 \text{ m}^2/\text{Vs}$ and $\Gamma = 5$, subjected to linearly polarized HF fields $E_s \sin(\omega t)$ of 50 GHz at $T = 1 \text{ K}$.

ing in the upper part of Fig.1a, exhibits interesting features. MIMOs (with fixed points rather than extrema at $|\omega_c| = 1; 1/2; 1/3; 1/4$) clearly appear at lower magnetic fields, which is insensitive to the electron heating even at T_e of order of 30K. SdHOs appearing in the higher magnetic field side, however, are damped due to the rise of the electron temperature $T_e > 1 \text{ K}$ as compared with that without radiation. However, in the range $1.85 < |\omega_c| < 2.4$, where electrons are essentially not heated, the SdHOs are almost not affected by the microwave. When the microwave amplitude increases to $E_s = 1.5 \text{ V/cm}$ (Fig.1b), MIMOs become quite strong and SdHOs greatly damped. At $E_s = 3.2 \text{ V/cm}$ (Fig.1c), SdHOs almost disappear and two- and three-photon processes show up in the MIMOs, resulting in a descent of the resistivity down below the oscillatory R_{xx} curve without radiation. These are in agreement with those observed by Dorozhkin et al.¹²

The radiation modulation of SdHOs can be seen more clearly with higher frequency microwaves. Fig.2 shows the calculated electron temperature T_e and magnetoresistivity R_{xx} as functions of $|\omega_c|$ for a 2D system of electron density $N_e = 3 \times 10^{15} \text{ m}^{-2}$, linear mobility $\mu_0 = 2000 \text{ m}^2/\text{Vs}$ and $\Gamma = 10$, subject to a 150 GHz microwave radiation of three different amplitudes $E_s = 0.1; 0.6$ and 2 V/cm at lattice temperature $T = 0.5 \text{ K}$. Microwave illumination of low power ($E_s = 0.1 \text{ V/cm}$) already yields sufficient T_e oscillation with maxima at $|\omega_c| = 1; 2/3; 4/3$,

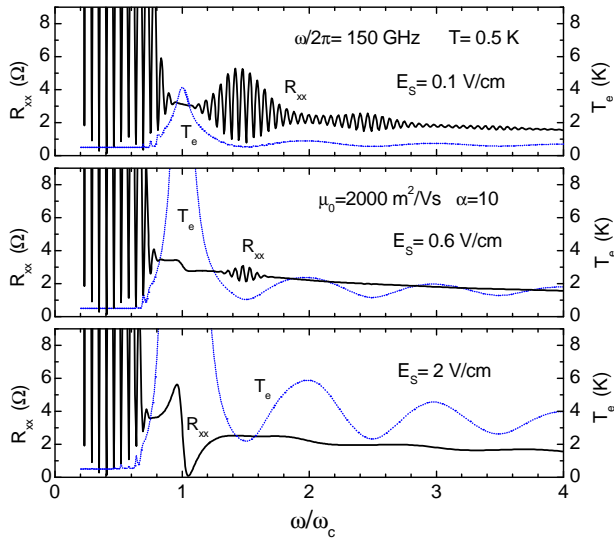


FIG. 2: The magnetoconductivity R_{xx} and electron temperature T_e of a GaAs-based 2DEG with $\mu_0 = 2000 \text{ m}^2/\text{Vs}$ and $\alpha = 10$, subjected to 150 GHz HF fields $E_s \sin(\omega t)$ of three different strengths at $T = 0.5 \text{ K}$.

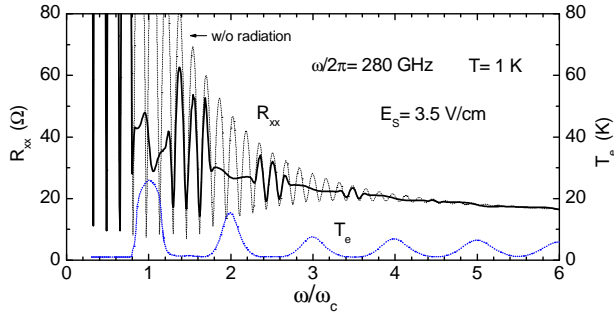


FIG. 3: The magnetoconductivity R_{xx} of a GaAs-based 2DEG with $N_e = 2 \times 10^{15} \text{ m}^{-2}$, $\mu_0 = 500 \text{ m}^2/\text{Vs}$ and $\alpha = 1$, subjected to a 280 GHz HF field of $E_s = 3.2 \text{ V/cm}$ at $T = 1 \text{ K}$.

giving rise to clear SdHO modulation having nodes at T_e maxima. At higher microwave power ($E_s = 0.6 \text{ V/cm}$) when the MIMOs begin to appear, the electron temperature gets higher and most of the SdHOs at $\omega/\omega_c > 1$ disappear except those around $\omega/\omega_c = 1.5$. In the case of $E_s = 2 \text{ V/cm}$, R_{xx} shows strong MIMO and the electron temperature becomes so high that no SdHO can appear in the range of $\omega/\omega_c > 1$.

The modulation of SdHO can appear simultaneously with MIMO at even higher frequency. Fig. 3 shows the calculated R_{xx} and T_e for a 2D system of electron density $N_e = 2 \times 10^{15} \text{ m}^{-2}$, linear mobility $\mu_0 = 500 \text{ m}^2/\text{Vs}$ and $\alpha = 1$, subject to a 280 GHz microwave radiation of amplitude $E_s = 3.5 \text{ V/cm}$ at lattice temperature $T = 1 \text{ K}$. One can clearly see the peaks of the electron temperature T_e and the nodes of SdHO modulation at $\omega/\omega_c = 1; 2; 3; 4$ and 5, together with MIMOs. These are to be compared with experimental observation reported in Ref. 10.

Note that in GaAs-based systems LA phonons give larger contribution to the electron energy dissipation W than that from TA phonons and LO phonons are generally frozen. However, in the case of high radiation power or in the vicinity of ω/ω_c , where the resonantly absorbed energy can be quite large, the emission of LO phonons takes place. It effectively prevents the electron temperature from going higher than 35 K. Nevertheless, the present study discloses that microwave induces strong oscillations of electron temperature and maximum T_e can rise to a significantly high value. This indicates that it may not be appropriate to attribute the temperature dependence of MIMOs discovered in the experiments purely to e-e interaction induced Landau level broadening.

This work was supported by major projects of the National Science Foundation of China, the Special Funds for Major State Basic Research Project, and the Shanghai Municipal Commission of Science and Technology.

- ¹ M. A. Zudov et al, Phys. Rev. B 64, 201311(R) (2001).
- ² P. D. Ye et al, Appl. Phys. Lett. 79, 2193 (2001).
- ³ R. G. Mani et al, Nature 420, 646 (2002).
- ⁴ M. A. Zudov et al, Phys. Rev. Lett. 90, 046807 (2003).
- ⁵ C. L. Yang et al, Phys. Rev. Lett. 91, 096803 (2003).
- ⁶ S. I. Dorozhkin, JETP Lett. 77, 577 (2003).
- ⁷ R. G. Mani et al, Phys. Rev. Lett. 92, 146801 (2004).
- ⁸ R. L. Willett et al, Phys. Rev. Lett. 93, 026804 (2004).
- ⁹ Studenikin et al, cond-mat/0404411.
- ¹⁰ A. E. Kovalev et al, Solid State Commun. 130, 379 (2004).
- ¹¹ R. R. Du et al, cond-mat/0409409.
- ¹² S. I. Dorozhkin et al, cond-mat/0409228.
- ¹³ R. G. Mani, cond-mat/0410227.
- ¹⁴ V. I. Ryzhii, Sov. Phys. Solid State 11, 2087 (1970).
- ¹⁵ V. I. Ryzhii et al, Sov. Phys. Semicond. 20, 1299 (1986).
- ¹⁶ P. W. Anderson and W. F. Brinkman, cond-mat/0302129.
- ¹⁷ A. A. Koulikov, and M. E. Raikh, cond-mat/0302465.
- ¹⁸ A. V. Andreev et al, Phys. Rev. Lett. 91, 056803 (2003).
- ¹⁹ A. C. Durst et al, Phys. Rev. Lett., 91, 086803 (2003).
- ²⁰ J. Shi and X. C. Xie, Phys. Rev. Lett. 91, 086801 (2003).
- ²¹ I. A. Dmitriev et al, Phys. Rev. Lett. 91, 226802 (2003).
- ²² X. L. Lei and S. Y. Liu, Phys. Rev. Lett. 91, 226805 (2003); X. L. Lei, J. Phys.: Condens. Matter 16, 4045 (2004).
- ²³ V. Ryzhii and R. Suris, J. Phys.: Condens. Matter 15, 6855 (2003).
- ²⁴ M. G. Vavilov and I. L. Aleiner, Phys. Rev. B 69, 035303 (2004).
- ²⁵ S. A. Mikhailov, cond-mat/0405136.
- ²⁶ J. D. Jett et al, cond-mat/0407298.
- ²⁷ M. Torres and A. Kunkel, cond-mat/0407468.
- ²⁸ I. A. Dmitriev et al, cond-mat/0409590.
- ²⁹ X. L. Lei and C. S. Ting, Phys. Rev. B 32, 1112 (1985).
- ³⁰ C. S. Ting et al, Phys. Rev. B 14, 5394 (1977).
- ³¹ T. Ando, A. B. Fowler, and F. Stern, Rev. Mod. Phys. 54, 437 (1982).
- ³² X. L. Lei, J. L. Birman, and C. S. Ting, J. Appl. Phys. 58, 2270 (1985).
- ³³ Multiphoton ($n > 1$) processes can take place up to higher magnetic fields, but they are usually much weaker than the single-photon ($n = 1$) process.