

Langevin description of critical phenomena with two symmetric absorbing states

Omar Al Hammal,¹ Hugues Chaté,² Ivan Dornic,² and Miguel A. Muñoz¹

¹*Instituto de Física Teórica y Computacional Carlos I,*

Facultad de Ciencias, Universidad de Granada, 18071 Granada, Spain

²*CEA – Service de Physique de l’État Condensé, CEN Saclay, 91191 Gif-sur-Yvette, France*

(Dated: May 23, 2019)

On the basis of general considerations, we propose a Langevin equation accounting for critical phenomena occurring in the presence of two symmetric absorbing states. We study its phase diagram by mean-field arguments and direct numerical integration in physical dimensions. Our findings fully account for and clarify the intricate picture known so far from the aggregation of partial results obtained with microscopic models. We argue that the direct transition from disorder to one of two absorbing states is best described as a (generalized) voter critical point and show that it can be split into an Ising and a directed percolation transitions in dimensions larger than one.

PACS numbers: 05.70.Ln, 05.50.+q, 02.50.-r, 64.60.Ht

The classification of equilibrium phase transitions into universality classes by just identifying their relevant ingredients (i.e. symmetries, conservation laws, and dimensionalities) constitutes one of the most remarkable achievements of modern statistical mechanics. Ginzburg-Landau-Wilson free-energy functionals, either in their static [1] or dynamic versions (usually written in terms of Langevin equations, as the Model A of Hohenberg and Halperin describing the kinetic Ising class [2]) provide a compact and systematic theoretical framework to represent universality classes: Being continuous (coarse-grained) theories, they are thus susceptible of analytical studies by using the tools of statistical field theory and the renormalization group.

Out of equilibrium, the situation is far from being as satisfactory. In spite of evidence of universality, the relevant ingredients for classification are often not known, and continuous descriptions in terms of Langevin equations or dynamical generating functionals are mostly lacking. For instance, within the prototypical case of absorbing phase transitions, where the ordered “absorbing” states are devoid of fluctuations allowing the return to the disordered “active” ones, the directed percolation (DP) class is prominent and very robust [3, 4]. Loosely defined as the class of all phase transitions into a single effective absorbing state without extra symmetries or conservation laws, it is represented by a Langevin equation which can be renormalized satisfactorily [4, 5, 6]. But such a continuous description or even a controlled renormalisation procedure is lacking for the also rather well-established class of phase transitions into one of two symmetric absorbing states, despite some thoughtful attempts [7].

In this Letter, we propose, on the basis of general considerations, a Langevin equation accounting for critical phenomena with two (Z2)-symmetric absorbing states. Pending a renormalisation group approach, we study the phase diagram of this equation by mean-field arguments and direct numerical integration and show that it fully

accounts for the rather intricate picture known so far from the aggregation of partial results obtained with microscopic models, a situation which we briefly recall now before proceeding with our findings.

The lack of consensus about the characterization of phase transitions into two symmetric absorbing states is reflected by the different names given to this class in the literature [3, 8, 9, 10, 11]. Sometimes simply called DP2 (marking the existence of two absorbing states), or, more accurately, “directed Ising” (referring to both the Ising Z2-symmetry and the presence of absorbing states), it is most often called “parity-conserving” because of its usual interface representation where, in one space dimension, diffusing particles A undergo the reactions $A \rightarrow 3A$, $2A \rightarrow \emptyset$ (These branching and annihilating random walks with an even number of offsprings stand for interfaces between domains of the $+$ and $-$ absorbing states, see Fig. 1a.) However, there now exists ample evidence that the conservation of the parity (of the number of interfaces/particles) is *not* the relevant ingredient [3, 10]. Moreover this particle representation just gives rise to trivial phase transitions (at zero branching rate and with mean-field exponents) in higher space dimensions $d \geq 2$. Rather, as was briefly hinted at in [12] and suggested in [13], we endorse the viewpoint that this type of critical phenomenon, where interfaces between the two symmetric absorbing states branch and annihilate, is best described as the (*generalized*) *voter class* in the sense of [14]. Recall that in the usual voter model [15], randomly-chosen Ising spins take the value of one of their randomly-chosen neighbors: then only interfaces ($+-$ pairs) evolve, with $+- \rightarrow ++$ or $--$ with equal probability $\frac{1}{2}$. In dimension $d = 2$, this model is critical and at its upper critical dimension. It is characterized by a marginal ordering process during which the density of interfaces ($+-$ pairs) decays like $1/\ln t$ [15]. In contrast, this simple rule is not critical in other dimensions: for $d = 1$, it coincides with the annihilation process $2A \rightarrow \emptyset$, while in $d = 3$ it leads to a disordered phase. One possible

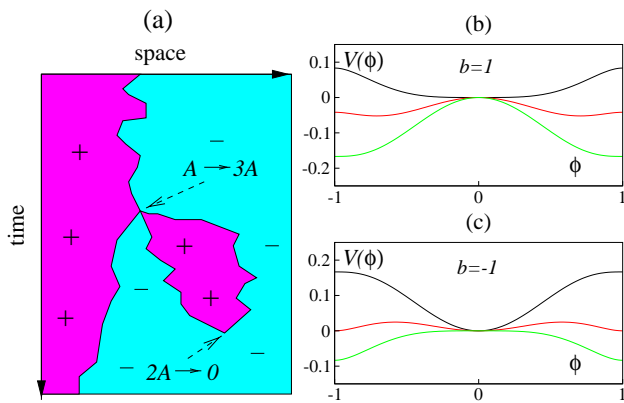


FIG. 1: (Color online) (a) Schematic correspondence between domain and interface representation of one-dimensional generalized voter dynamics. Here an interface separating a + from a - domain branches ($A \rightarrow 3A$, swap of two spins $+- \rightarrow -+$), creating two new domains; later, two of the three interfaces annihilate ($2A \rightarrow \emptyset$), suppressing a + domain. The two symmetric absorbing states impose parity conservation of interfaces. (b) variation of the deterministic potential with a for $b = 1$ (from top to bottom $a = 0, 0.5$ and 1). (c) same as (b) but for $b = -1$ and $a = -1, -1/3, 0$.

generalisation of this “classical” voter rule preserving the Z_2 symmetry is to allow for spin swaps $+- \rightarrow -+$ (which in $d = 1$ amount to the branching reaction $A \rightarrow 3A$, see Fig. 1a). It is simple to realize that this generalisation (and others) allows for tuning the model at criticality in any dimension, that in $d = 2$ the critical properties of the original model are preserved, and that in $d = 1$ the critical point is nothing but of the DP2/directed Ising/parity-conserving class. It is thus both meaningful and useful to denote this class, in any dimension, as the generalized voter (GV) class.

Extrapolating from their numerical results in $d = 2$, Dornic *et al.* [14] conjectured that transitions with Z_2 -symmetry and no bulk fluctuations (i.e. with two symmetric absorbing states) should all display GV critical points. In a recent paper, though, Droz, Ferreira, and Lipowski [16] somewhat challenged this picture by showing that such a transition, in some versions of two-dimensional generalized voter models, may not be direct, but split into a first Ising-class, symmetry-breaking transition followed later by a DP-class transition to the absorbing state chosen after the previous Ising critical point. One can thus legitimately wonder whether the direct GV class transitions observed by Dornic *et al.* —as well as Droz *et al.*— exist at all (at codimension-1 manifolds of parameter space) or whether they are just the artifact of closeby Ising and DP transitions, coinciding only at special points like the classical voter model.

To summarize, in two space dimensions, the question of the possibility of the merging of an Ising and a DP line into a full GV line remains open, while in one space-dimension the relevance of parity conservation is still de-

bated. Below, we address both of these points and clarify the nature of all phase transitions in the presence of two symmetric absorbing states via the introduction of a unique, well-behaved, Langevin equation for this general problem.

Our proposal is by no means unique, but it is constrained by general guidelines: The equation has to be symmetric under reversal of the field ($\phi \rightarrow -\phi$), which takes values between two absorbing barriers, set, without loss of generality, at ± 1 ($\phi \in [-1, 1]$). Because, in two dimensions, the transition can be split into an Ising and a DP point, each of the absorbing barriers must be similar to those of the Langevin equation for DP, i.e. the square root of the distance to each barrier must appear as a multiplicative factor of the noise. This is also corroborated by the fact that the Langevin equation proposed once for the classical (integrable) voter model [17]:

$$\partial_t \phi = D \nabla^2 \phi + \sigma \sqrt{1 - \phi^2} \eta \quad (1)$$

where η is a Gaussian noise delta-correlated in space and time, was recently shown to behave as expected (i.e. logarithmic decay of the density of interfaces) [18, 19]. In order to account for the possibility of Ising-like spontaneous symmetry breaking, we need to add a minimal number of polynomial terms with odd powers of ϕ . (At least two free parameters are needed to account for the splitting scenario uncovered by Droz *et al.*) We are then almost ineluctably led to the following equation:

$$\partial_t \phi = (a\phi - b\phi^3)(1 - \phi^2) + D \nabla^2 \phi + \sigma \sqrt{1 - \phi^2} \eta \quad (2)$$

Note that removing the $1 - \phi^2$ factors, both in the deterministic force and in the noise amplitude, leads to the Model A for the Ising class [2]. Let us now describe the different possible regimes of Eq. (2) in the (a, b) parameter plane, a natural choice since for $a = b = 0$ one recovers the voter equation (1).

We start with a discussion at a naive mean-field level, i.e. reducing Eq. (2) to its first term, which, as customary, we write as (minus) the derivative of the “potential” $V(\phi) = -\frac{a}{2}\phi^2 + \frac{a+b}{4}\phi^4 - \frac{b}{6}\phi^6$.

$b > 0$: *separate Ising and DP transitions.* For $a < 0$, $\phi = 0$ is locally stable, while it is unstable for $a > 0$ (Fig. 1b). The $b\phi^3$ term enforces stability as in Model A (even if the absorbing barriers are removed). At $a = 0$, where the local stability around $\phi = 0$ changes, the symmetry is broken, and we expect an Ising transition in the full problem [20]. Increasing $a > 0$, the minima of the potential move progressively closer to the absorbing barriers and, for $a = b$, a collapse onto the absorbing barrier selected by the previous spontaneous symmetry breaking takes place. This second transition should be in the DP class once fluctuations are incorporated.

$b \leq 0$: *unique GV transition.* If $b = 0$ the potential is Gaussian around the origin, which is a stable extremum if $a < 0$, and unstable otherwise. The transition is at

$a = 0$, but there is no ϕ^4 term in the potential forcing it to be continuous: the location of the potential minimum changes abruptly from $\phi = 0$ to $\phi = \pm 1$. This time the symmetry breaking occurs simultaneously with a fall into one of the absorbing states. The critical point should be that of the voter model once fluctuations are taken into account. For $b < 0$, the ϕ^4 term is present in the potential, but it is not stabilizing, and it does not lead to a continuous transition. For $a < 0$ the origin is locally stable, and there are also extrema at the barrier, and additional maxima at $\pm\sqrt{a/b}$ that may or may not lie in the interval $[-1, 1]$. As a approaches 0 the extrema move closer to the origin, and the minima at the barriers deepen (Fig. 1c). At some point, the stability is globally changed and we expect to have a situation similar to the one for $b = 0$, i.e. a unique GV transition.

The naive mean-field parameter diagram of Eq. (2) thus consists of a symmetry-breaking line along the b -axis, joined by a DP line $a = b$ at the origin. For $b \leq 0$, the two lines merge, and a unique GV transition occurs, while for $b > 0$ the Ising-like symmetry-breaking does not lead directly to one of the absorbing states, a situation similar to that uncovered by Droz *et al.*. More elaborated, self-consistent mean-field approaches lead to similar results, albeit with the symmetry-breaking line not being along the b -axis anymore [21].

In order to go beyond mean-field and elucidate the influence of fluctuations in the phenomenology of equation (2), we integrate it numerically using the approach detailed in [19, 22]. This method is designed to circumvent the numerical difficulties associated with the presence of a singular square-root noise near an absorbing state in Langevin equations. It consists in separating the integration of the deterministic terms from the stochastic piece, the latter being achieved by sampling exactly the conditional probability distribution function (p.d.f.) solution of the associated Fokker-Planck equation. This sampled value is next used to evolve the remaining deterministic part. Here, the Fokker-Planck equation associated with $\frac{d\phi}{dt} = \sigma\sqrt{1-\phi^2}\eta(t)$ can be solved through an eigenfunction expansion, leading to a complicated expression for the corresponding p.d.f., which involving a continuous part and two delta peaks at the barriers $\phi = \pm 1$ [21, 22]. Even though it is possible to generate random numbers following this distribution, it is much simpler to treat the noise term as two independent DP barriers, discarding the (exponentially suppressed) influence of the farthest one, so that one can follow the efficient solution detailed in [19] for the DP noise. In this way, using: time-mesh $\Delta t = 0.1$, space-mesh $\Delta x = 1$, and the parameter values $D = 0.5$ and $\sigma^2 = 0.8$, Eq.(2) can be faithfully integrated.

We first present our results obtained in two dimensions, which agree qualitatively with the phase diagram predicted from mean-field arguments:

For b larger than some b^* ($b^* \approx 0.50$ with our choice of parameters), two distinct transitions are encountered

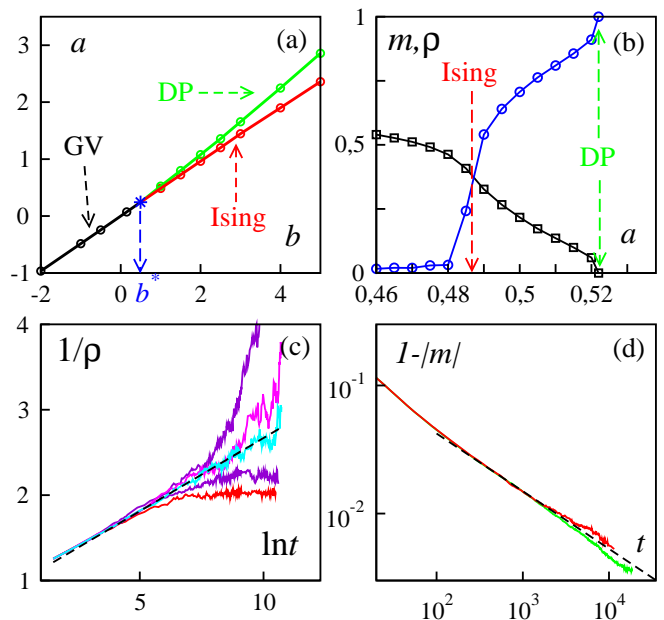


FIG. 2: (Color online) Results from simulations in two space dimensions. (a) Phase diagram in the (a, b) plane (error bars are smaller than the symbols size). (b) Steady-state magnetization (circles) and density of interfaces (squares) vs a for $b = 1$. (c) $1/\rho$ vs $\ln t$ at $b = -0.2$ for various values of a around $a_{GV} \simeq -0.115$ (middle curve); the dashed line is a linear fit. (d) Time-decay of $1 - |m|$ for a values around $a_{DP} \simeq 1.6551$ ($b = 3$); at criticality, $1 - |m| \sim t^\theta$ with $\theta \simeq \theta_{DP} \simeq 0.45$ (dashed line).

upon increasing a and they merge linearly as $b \rightarrow b^*$ (Fig. 2ab). At low a , any initial condition leads to a disordered state ($\langle \phi \rangle = 0$). For $a_{\text{Ising}} < a < a_{\text{DP}}$, the steady state, reached after some phase ordering transient, has a non-zero magnetization $m \equiv \langle \phi(\mathbf{r}, t) \rangle_{\mathbf{r}}$ but is still fluctuating ($0 < |m| < 1$) and the density of interfaces $\rho = 1 - \langle \phi(\mathbf{r}, t) \phi(\mathbf{r} + \mathbf{e}_v, t) \rangle$ (where \mathbf{e}_v represents the unit vectors of the underlying square lattice) is finite. For $a > a_{\text{DP}}$, ordering is complete ($m = \pm 1$, $\rho = 0$). We have checked that the symmetry-breaking transition occurring at a_{Ising} is in the Ising universality class, both by steady-state finite-size scaling analysis, and by measuring the decay of the time auto-correlation function from disordered initial conditions. For instance, the curves for the so-called Binder cumulant at different system sizes all cross each other around the universal value $U^* \simeq 0.61$ (not shown). We have also checked that the fall into one of the absorbing states is a DP-class phase transition, as e.g. testified by the algebraic decay in time of the activity in a large system after a critical quench (Fig. 2d).

For $b < b^*$, a unique transition is observed at $a = a_{GV}$, across which the steady-state magnetization jumps from zero to ± 1 . On the other hand, the density of interfaces goes continuously to zero as $a \rightarrow a_{GV}$ from below (not shown). At $a = a_{GV}$, the logarithmic time decay of ρ is

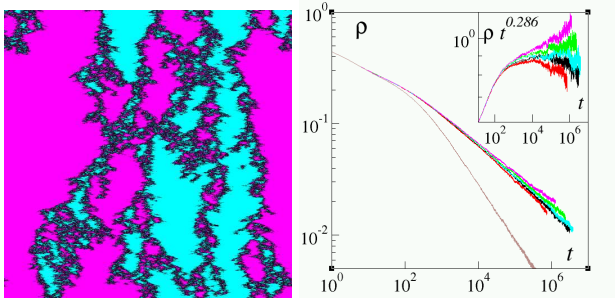


FIG. 3: (Color online) Results from simulations in one dimension. (a) space-time plot of ϕ at criticality $a = -0.1255$, $b = -0.25$, system size 512, time running downward for 10^4 . (b) time decay of the interface density $\langle \rho \rangle$ for $b = -0.25$ and, from bottom up: $a = -0.12, -0.124, -0.125, a_{GV} \simeq -0.1255, -0.126, -0.127$; in the absorbing phase ($a = -0.12$), $\rho \sim 1/\sqrt{t}$; inset: data around a_{GV} multiplied by $t^{0.286}$ (system size 2^{21} , $\Delta x = 1$, $\Delta t = 0.1$, $D = \sigma = 0.25$, initial conditions $\phi = 0$ everywhere).

one of the hallmarks of the GV class (Fig. 2c).

In one space dimension, where general arguments exclude the existence of an Ising transition, we expect a unique, *continuous* direct transition from a disordered phase ($m = 0, \rho > 0$) to one of the two absorbing states ($m = \pm 1, \rho = 0$). It is therefore near at hand to surmise that the ensuing critical point should be characterized by the well-known [3, 11] critical exponents of the GV class. A direct integration of Eq.(2) fulfills all these expectations: a space-time plot of ϕ reveals the typical branching-annihilating dynamics of kinks (Fig. 3a) schematized in Fig. 1a. At criticality, the density of interfaces decays with an exponent $\theta = 0.28(1)$ fully compatible with the expected value 0.286 (Fig. 3b).

In three dimensions, preliminary results indicate that the scenario observed in $d = 2$ remains valid: for large $b > 0$, separate Ising and DP transitions are found, while for (essentially) negative b values, a unique, direct transition occurs. This last transition, however, does *not* possess the marginal character of its two-dimensional counterpart: indeed it is “fully first-order”, in the sense that the density of interfaces now also jumps discontinuously to zero. We note that this is in agreement with $d = 2$ being the upper critical dimension for the GV class.

We now summarize and comment on our results. The Langevin equation (2) does account for all the known phenomenology about order-disorder phase transitions in the presence of two symmetric absorbing states. In $d = 1$, such a description puts an end to the discussion, in microscopic models, about the relevance of “parity conservation”. We note in passing, that in the absorbing phase of the GV transition our equation becomes an effective continuous description of the annihilation process $2A \rightarrow \emptyset$ (as testified by the $1/\sqrt{t}$ decay in Fig. 3b). In $d = 2$, we obtained clear evidence that a full GV line exists, but splits into an Ising and a DP line at some parameter value

b^* (inset of Fig. 2a), in qualitative agreement with mean-field predictions. In $d = 3$, and more generally above the upper critical dimension of the GV class, the same scenario is found but for the fact that the GV transition is now fully first-order.

It is not clear to us whether Eq. (2) can be derived in a rigorous manner from any microscopic model, especially given the importance, in the GV transition, of the annihilation process $2A \rightarrow \emptyset$ (for which this is reputedly impossible, see, e.g., [23]). Nevertheless, we hope to have convinced the reader that Eq. (2) is promising to study analytically, using field-theoretical and renormalisation-group methods, either within perturbative calculations (similar to those in [18, 24]) or using the non-perturbative approach put forward in [6].

We warmly thank P. Grassberger for stimulating discussions during the NESPHYSO3 seminar at the Mpipks, Dresden. M. A. M. acknowledges financial support from the Spanish MCyT (FEDER) under project BFM2001-2841. I.D. is also indebted to the Service de Physique Théorique (CEA Saclay) for generous financial support.

-
- [1] D. Amit, *Field theory, the renormalization group and critical phenomena*, (World Scientific, Singapore, 1984).
 - [2] P.C. Hohenberg and B.I. Halperin, Rev. Mod. Phys. **49**, 435, (1977).
 - [3] H. Hinrichsen, Adv. Phys. **49**, 815 (2000).
 - [4] H.K. Janssen, Z. Phys. B **42**, 151 (1981). P. Grassberger, Z. Phys. B **47**, 365 (1982).
 - [5] H. K. Janssen and U. C. Täuber, cond-mat/0409670.
 - [6] L. Canet et al., Phys. Rev. Lett. **92**, 195703 (2004).
 - [7] J. L. Cardy and U. C. Täuber, J. Stat. Phys. **90**, 1 (1998).
 - [8] P. Grassberger, F. Krause, and T. von der Twer, J. Phys. A **17**, L105 (1984). D. Zhong and D. ben Avraham, Phys. Lett. A **209**, 333 (1995). I. Jensen, J. Phys. A **26**, 3921 (1993).
 - [9] N. Menyhárd, J. Phys. A **27**, 6139 (1994). N. Menyhárd and G. Ódor, J. Phys. A **27**, 7739 (1996).
 - [10] M. H. Kim and H. Park, Phys. Rev. Lett. **73**, 2579 (1994). W. Hwang, et al. Phys. Rev. E **57**, 6438 (1998).
 - [11] G. Ódor, Rev. Mod. Phys. **76**, 663 (2004).
 - [12] H. Hinrichsen, Phys. Rev. E **55**, 219 (1997).
 - [13] J. Kockelkoren and H. Chaté, Phys. Rev. Lett. **90**, 125701 (2003).
 - [14] I. Dornic et al., Phys. Rev. Lett. **87**, 045701 (2001).
 - [15] T. M. Liggett, *Interacting Particle Systems*, (Springer, New York, 1985). L. Frachebourg and P. L. Krapivsky, Phys. Rev E **53**, R3009 (1996).
 - [16] M. Droz, A. L. Ferreira, and A. Lipowski, Phys. Rev. E **67**, 056108 (2003).
 - [17] R. Dickman and A. Yu. Tretyakov, Phys. Rev. E **52**, 3218 (1995).
 - [18] H. K. Janssen, cond-mat/0304631v2.
 - [19] I. Dornic, H. Chaté, and M. A. Muñoz, cond-mat/0404105.
 - [20] G. Grinstein, C. Jayaprakash and Y. He, Phys. Rev. Lett. **55**, 2527 (1985).
 - [21] I. Dornic, H. Chaté, and M.A. Muñoz, unpublished.
 - [22] L. Pechenik and H. Levine, Phys. Rev. E **59**, 3893 (1999).

- [23] M. A. Muñoz, Phys. Rev. E **57**, 1377 (1998).
- [24] J. L. Cardy, Nucl. Phys. B **565**, 506 (2000).