

Analysis of shot noise suppression in mesoscopic cavities in a magnetic field

P. Marconcini, M. Macucci,* G. Iannaccone,* B. Pellegrini,* and G. Marola

Dipartimento di Ingegneria dell'Informazione, Università di Pisa

Via Caruso, I-56122 Pisa, Italy

(Dated: December 2, 2024)

We present a numerical investigation of shot noise suppression in mesoscopic cavities and an intuitive semiclassical explanation of the behavior observed in the presence of an orthogonal magnetic field. In particular, we conclude that the decrease of shot noise for increasing magnetic field is the result of the interplay between the diameter of classical cyclotron orbits and the width of the apertures defining the cavity. Good agreement with published experimental results is obtained, without the need of introducing fitting parameters.

PACS numbers: 72.70.+m, 73.23.-b, 75.75.+a, 75.47.Jn

In the recent literature, the topic of shot noise suppression in mesoscopic structures has received significant attention, as a result of the formulation of several theoretical predictions [1, 2, 3, 4, 5, 6] and the subsequent experimental confirmation [7, 8] of some of such predictions. All of shot noise suppression phenomena are the result of correlations between charge carriers that decrease the variance of the random process corresponding to the elementary charges crossing the device: such correlations may result either from Fermi exclusion or from Coulomb interaction, and for their investigation powerful theoretical methods have been developed, ranging from Random Matrix Theory [9] to semiclassical techniques [10]. A detailed discussion of the fundamentals of shot noise in mesoscopic conductors can be found in Ref. [11].

Particular interest has been raised by the so-called “chaotic cavities”, mesoscopic regions delimited by input and output constrictions that are much smaller than the cavities themselves, so that, from a semiclassical point of view, an electron entering them from one of the constrictions will spend a long time bouncing inside, until it will leave the cavity from the same or the other constriction. Jalabert *et al.* [2] showed that in the case of symmetric apertures noise is suppressed down to 1/4 of its full shot value: this theory received experimental confirmation [8] in 2001, and, more recently, the noise behavior of a chaotic cavity in an orthogonal magnetic field has been measured [12], observing a somewhat linear reduction of the Fano factor as the magnetic field is increased. In Ref. [12] the authors motivate the decrease of the Fano factor as the magnetic field is increased with the reduction of the portion of the cavity area explored by the electrons, and rely on a fitting parameter, the quantum scattering time, which is used also to explain the behavior of the Fano factor with no magnetic field and wider apertures.

We provide an alternative, intuitive interpretation of the behavior in the presence of a magnetic field, based on the comparison between the classical cyclotron diameter

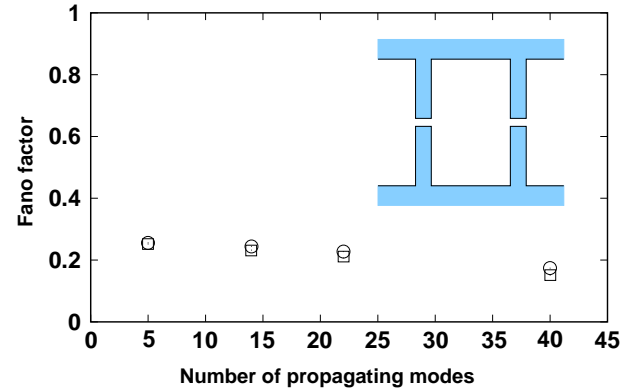


FIG. 1: Numerical (empty dots) and experimental (empty squares, from Oberholzer *et al.*) results for the Fano factor as a function of the number of modes propagating in the constrictions, for no applied magnetic field. The inset contains a sketch of the model cavity.

and the constriction width, instead of the cavity dimensions, which is supported by the results of the numerical simulations that we present in the following.

In most of our calculations, we consider model cavities defined by hard walls and with a rectangular shape (see inset of Fig. 1), in order to keep the computational time within reasonable limits, running a few checks for structures with adiabatic constrictions [13]: only in few particular cases small differences were observed, which will be detailed in the discussion of the results. Overall, the shape of the cavity is not relevant to the shot noise suppression: in particular, a shape yielding classical chaos is not needed to achieve the known results for shot noise suppression. This conclusion cannot be found in unequivocal and explicit form in the existing literature, although the theoretical basis to reach it has already been presented by several authors. For example, we can apply to a single cavity, in the absence of a magnetic field, the analytic procedure discussed by Oberholzer *et al.* [14] for a series of cavities. The cavity is supposed to act as a quasi-reservoir, effectively decoupling the two constrictions: by balancing the incoming and outgoing electron

*Also at CNR-IEIT (Pisa), Via Caruso, I-56122 Pisa, Italy

fluxes at each energy [14], one obtains, in the hypothesis of symmetric and narrow constrictions, the well-known result of 1/4 for the Fano factor.

We wish to point out that to arrive at this result, no hypothesis of chaos is needed, and the only relevant conditions are that i) the dwell time in the cavity must be large enough that all cavity states at the same energy have equal occupation probability, ii) constrictions must have the same conductance, iii) there must be an integer number of modes propagating through the constrictions. This is the reason why we prefer to define the subject of our investigation as “mesoscopic cavities,” rather than “chaotic cavities.”

Our numerical technique is based on the evaluation of the transmission matrix of the structure being considered with the scattering matrix approach, which is relatively easy to implement and exhibits good numerical stability, also in the case of high values of the magnetic field B .

In particular, we consider a 2-dimensional Schrödinger equation in the x - y plane, with x being the direction of electron propagation (and thus z the direction of the uniform orthogonal magnetic field). We choose a vector potential with a single nonzero component along the longitudinal direction x (with a value $-By$) and we subdivide the structure into a number of transverse slices, in each of which the scalar (confinement) potential can be assumed to be independent of x . In each slice we expand the transverse eigenfunctions onto a basis made up of the transverse eigenfunctions for $B = 0$; the coefficients of this expansion and the associated longitudinal wave vectors are found solving an eigenvalue problem [15]. Then, with a mode-matching technique, we compute the scattering matrices of the sections extending from the middle of each slice to the middle of the following slice (and thus containing only one discontinuity of the potential). Composing the scattering matrices of all the sections, we find the S-matrix (and, as a submatrix, the transmission matrix t) of the overall structure.

The value of the conductance and of the shot noise power spectral density can be then computed by means of the relations [16]

$$G = \frac{2e^2}{h} \sum_{n,m} |t_{nm}|^2 = \frac{2e^2}{h} \sum_j w_j \quad (1)$$

and

$$S_I = 4 \frac{e^3}{h} |V| \sum_j w_j (1 - w_j), \quad (2)$$

where the w_j 's are the eigenvalues of the matrix tt^\dagger , e is the electron charge, and V is the externally applied voltage. Since the power spectral density of full shot noise is given by $S_I^{fs} = 2e|I|$ (I being the average current through the device) the Fano factor γ can be written as

$$\gamma = \frac{\sum_j w_j (1 - w_j)}{\sum_j w_j}. \quad (3)$$

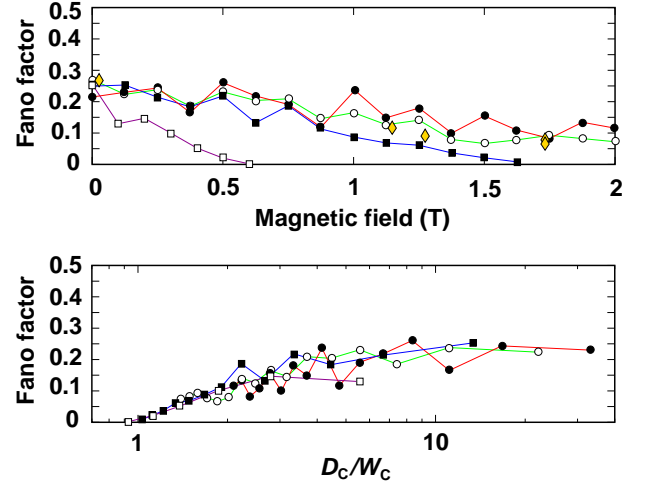


FIG. 2: (a) Fano factor as a function of the magnetic field computed for a mesoscopic cavity with constrictions of 40 nm (solid dots), 60 nm (empty dots), 100 nm (solid squares), 300 nm (empty squares). The diamonds represent the experimental data by Oberholzer *et al.*; (b) same data as in (a), but plotted as a function of the ratio of the classical cyclotron diameter D_C to the constriction width W_C .

For a small number of modes propagating through the constrictions, quantum interference effects lead to wide relative fluctuations, as a function of energy, of both the numerator and the denominator of this expression. Averaging is therefore needed, and care must be taken to perform it correctly: in order to measure shot noise, the applied voltage V must be much larger than kT/e (k being the Boltzmann constant and T the absolute temperature). Based on the detailed expression of the shot noise power spectral density at finite temperature given by Büttiker [17], in the case of $eV \gg kT$ a good approximation of the shot noise term is given by a uniform average over an interval eV around the Fermi level of Eq. (2). An analogous conclusion, i.e., uniform averaging over the interval eV , can be drawn for the conductance term. We remark that it is essential that averaging be performed separately on the numerator and the denominator before taking the ratio (as in the actual measurement procedure).

Each of our data points has been obtained by averaging over the noise power spectral density and the conductance for 41 different energy values over an interval of width 0.22 meV around the Fermi energy. In all of the following calculations we consider a Fermi energy E_f of 9.134 meV and the effective mass of Gallium Arsenide, $m^* = 0.067m_0$ (values consistent with the experiments by Oberholzer *et al.*).

This numerical approach has been used for the simulation of shot noise suppression in a rectangular cavity, first in the absence of a magnetic field. In particular, we show that the expected shot noise suppression is achieved with a simple hard-wall model defining a rectangular cavity,

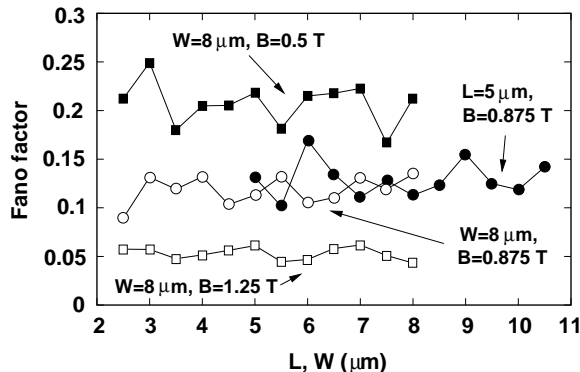


FIG. 3: Fano factor as a function of the cavity width W (solid dots) and length L (remaining plots) for 100 nm symmetric constrictions.

5 μm long and 8 μm wide (corresponding to the lithographic dimensions of the cavity in Refs. [8, 12]), with symmetric constrictions whose width is chosen on the basis of the desired number of propagating modes.

As constrictions are made wider (reaching a condition in which the simple analytical theory yielding the value 1/4 for the suppression factor is not applicable any longer), we observe a decrease of the Fano factor, until it drops to zero as their width equals the cavity width and the structure becomes a noiseless perfect quantum wire. In Fig. 1 we report the Fano factor from our numerical calculations (empty circles) as a function of the number of propagating modes: empty squares represent the experimental data obtained by Oberholzer *et al.* [12], and the agreement appears to be quite good, without the need for any fitting parameter.

After this first validation of our numerical model, we have moved on to the simulation of the behavior of a cavity in the presence of an orthogonal magnetic field up to a few tesla.

Results for the Fano factor are reported in Fig. 2(a) for symmetric constrictions with a width of 40 nm (solid dots), 60 nm (empty dots), 100 nm (solid squares), and 300 nm (empty squares). The Fano factor exhibits a decrease as a function of the magnetic field, with a rate depending on the width of the constrictions and, therefore, on the number of modes propagating through such constrictions. The smaller the number of propagating modes the larger the fluctuations, due to the more significant relative contribution from quantum interference: for the narrowest constrictions residual fluctuations survive our averaging procedure.

The only available experimental data are for a single mode propagating through the constrictions [18], which corresponds, in our model, to a constriction width of 40 nm. Experimental results from [12], represented with diamonds, lie slightly below the theoretical data for the 40 nm constrictions and close to those for the 60 nm constrictions. Thus our simulations tend to slightly overestimate the Fano factor, for narrow constrictions and large

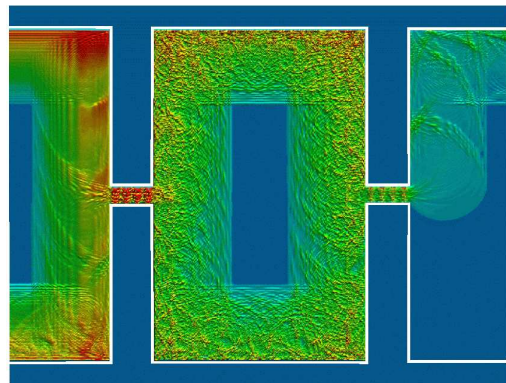


FIG. 4: Electron density inside a cavity with 400 nm constrictions for a value of the magnetic field of 0.09 T.

B values. This can be attributed, in particular for a single propagating mode, to the specific scattering properties of hard-wall constrictions, which tend to create a set of modes inside the cavity, some of which are almost completely reflected at the exit constriction, contrary to gradual adiabatic constrictions (as we have verified with numerical simulations on a structure with openings defined as in Ref. [13]).

In Fig. 2(b) we report the same data as that of Fig. 2(a), plotted as a function of the ratio of the classical cyclotron diameter D_C to the constriction width W_C : it is apparent that results for different constriction widths are essentially superimposed, thus demonstrating that D_C/W_C is the actually relevant parameter determining the level of shot noise suppression. The r.h.s. of Eq. (4) of Ref. [12] is proportional to D_C and inversely proportional to W_C : however it would also be proportional to the perimeter (or length), a dependence which is not observed in our results.

Running our simulations for different values of the cavity width and length (see Fig. 3), we have noticed that the Fano factor has only a mild and nonmonotonic dependence on such parameters (unless the constrictions are rather wide, and we are not in the regime of interest any longer), arguably resulting just from fluctuations due to interference effects. This is not in agreement with the interpretation of the phenomenon proposed by Oberholzer *et al.* [12]. Starting from a first order expression involving the ratio of a quantum scattering time to the dwell time in the cavity, they suggest that the Fano factor should depend on the cavity area available for electron motion and they explain the shot noise suppression with a reduction of this area as a consequence of the formation of cyclotron orbits.

From the results of our numerical calculations, we propose a different and intuitive interpretation, directly based on the comparison of the cyclotron diameter with the constriction width. It is well-known that in a magnetic field skipping orbits form, crawling along the boundaries of the structure, with a radius corresponding to the cyclotron radius $R_c = \sqrt{2m^*E_F}/(eB)$. Because of

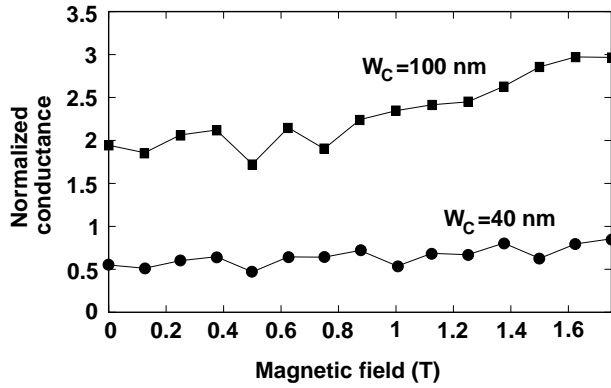


FIG. 5: Conductance through the cavity, normalized with respect to the conductance quantum, as a function of the transverse magnetic field, for two values of the constriction widths.

the various possible starting angles of the skipping orbits entering the structure and coming out of the constrictions, these orbits generate a belt along the perimeter of the cavity, with a width equal to the cyclotron diameter, $D_c = 2R_c$, within which the electron density is concentrated.

If the cyclotron diameter is much larger than the constriction width W_c , an electron impinging against such a constriction is likely to be reflected, and thus to spend a long time bouncing inside the cavity until it is finally reemitted from either aperture, with substantially equal probability. On the contrary, if D_c is smaller than W_c , it is very likely that the electron, crawling along the boundaries, traverses the two constrictions without undergoing reflections, so that shot noise is strongly suppressed (in the limit of no scattering, the Fano factor would drop to zero, as for an ideal ballistic conductor).

In order to visualize the semiclassical concepts on the basis of the results of a quantum calculation, we have computed the probability density inside the structure for 400 nm wide constrictions and for a magnetic field of

0.09 T. Results are reported in Fig. 4, where the clear formation of a perimetral belt inside the cavity can be seen, with details of the cyclotron orbits (having a diameter clearly much larger than the apertures) emerging from a fine structure on the scale of the Fermi wavelength (49.6 nm for the considered Fermi energy).

We have computed also the conductance of the cavity as a function of magnetic field, observing the transition, measured in Ref. [12], between a condition, for $B = 0$, in which it equals one half of the conductance of each constriction, and that for large magnetic field, in which edge states are formed and it reaches the value of a single constriction. Results are reported in Fig. 5, where the conductance for a constriction width of 40 nm (1 propagating mode) starts at 0.5 units and increases toward 1 unit as in the experimental results of Ref. [12], while the curve for $W_C = 100$ nm (4 propagating modes for $B = 0$) has an initial value of 2 and a value of 3 for a large magnetic field. This latter value is not 4, as expected, because the total number of propagating modes decreases down to 3 at about 0.5 T.

In conclusion, we have presented a numerical simulation of shot noise suppression in mesoscopic cavities, reproducing the results of recent experiments without the need for fitting parameters. In particular, we get excellent agreement with the measured behavior of the Fano factor as a function of the width of the constrictions and, although with fluctuations due to interference effects, we are able to closely reproduce the dependence of the Fano factor on magnetic field. From our results, we observe that the reduction of the Fano factor with increasing magnetic field can be simply explained as the consequence of the decrease in the ratio of the cyclotron diameter to the constriction width, which leads to progressively improved transmission through the apertures, and therefore suppression of scattering. This work has been supported by the Italian Ministry for Education, University and Research, through the FIRB project “Nanotechnologies and nanodevices for the information society” and through the PRIN “Excess noise in nanoscale devices.”

-
- [1] C. W. J. Beenakker and M. Büttiker, Phys. Rev. B **46**, 1889 (1992).
 - [2] Jalabert, R. A., Pichard, J. L., Beenakker, C. W. J., Europhys. Lett. **27**, 255 (1994).
 - [3] T. González, C. González, J. Mateos, D. Pardo, L. Reggiani, O. M. Bulashenko, and J. M. Rubi, Phys. Rev. Lett. **80**, 2901 (1998).
 - [4] C. W. J. Beenakker, Phys. Rev. Lett. **82**, 2761 (1999).
 - [5] O. Agam, I. Aleiner, A. Larkin, Phys. Rev. Lett. **85**, 3153 (2000).
 - [6] P. G. Silvestrov, M. C. Goorden, and C. W. J. Beenakker, Phys. Rev. B **67**, 241301(R) (2003).
 - [7] M. Henny, S. Oberholzer, C. Strunk, and C. Schönenberger, Phys. Rev. B **59**, 2871 (1999).
 - [8] Oberholzer, S., Sukhorukov, E. V., Strunk, C., Schönenberger, C., Heinzl, T., Holland, M., Phys. Rev. Lett. **86**, 2114 (2001).
 - [9] C. W. J. Beenakker, Rev. Mod. Phys. **69**, 731 (1997).
 - [10] Ya. M. Blanter, E. V. Sukhorukov, Phys. Rev. Lett. **84**, 1280 (2000).
 - [11] Ya. M. Blanter, M. Büttiker, Phys. Rep. **336**, 1 (2000).
 - [12] Oberholzer, S., Sukhorukov, E. V., Schönenberger, C., Nature **415**, 765 (2002).
 - [13] T. Ando, Phys. Rev. B **44**, 8017 (1991).
 - [14] S. Oberholzer, E. V. Sukhorukov, C. Strunk, C. Schönenberger, Phys. Rev. B **66**, 233304 (2002).
 - [15] H. Tamura, T. Ando, Phys. Rev. B **44**, 1792 (1991).
 - [16] M. Büttiker, Phys. Rev. Lett. **65**, 2901 (1990).
 - [17] M. Büttiker, Phys. Rev. B **46**, 12485 (1992).
 - [18] Oberholzer, S., Private communication