

# Density waves in quasi-one-dimensional atomic gas mixture of boson and two-component fermion

E. Nakano and H. Yabu

Department of Physics, Tokyo Metropolitan University,  
1-1 Minamiosaka, Hachioji, Tokyo 192-0397, Japan

We study the density-wave states of quasi-one-dimensional atomic gas mixture of one- and two-component boson and fermion using the mean-field approximation. Owing to the Peierls instability in the quasi-one-dimensional fermion system, the ground state of the system shows the fermion density wave and the periodic Bose-Einstein condensation induced by the boson-fermion interatomic interaction. For the two-component fermions, two density waves appear in these components, and the phase difference between them distinguishes two types of ground states, the in-phase and the out-phase density-waves. In this paper, a self-consistent method in the mean-field approximation is presented to treat the density-wave states in boson-fermion mixture with two-component fermions. From the analysis of the effective potential and the interaction energies calculated by this method, the density-waves are shown to appear in the ground state, which are in-phase or out-phase depending on the strength of the inter-fermion interaction. It is also shown that the periodic Bose-Einstein condensate coexists with the in-phase density-wave of fermions, but, in the case of the out-phase one, only the uniform condensate appears. The phase diagram of the system is given for the effective coupling constants.

## I. INTRODUCTION

Since the experimental achievements of Bose-Einstein condensates (BEC) [1, 2] and Fermi-degenerate states [3], the researches on the ultra-cold atomic gas have much stimulated the quantum many-body physics; it can create the artificial many-body system by controlling the atom number, trapping potential geometry, the interatomic interactions et al.

In recent years, the quantum-degenerate atomic gas of the boson-fermion mixture has been realized with the advanced cooling technique (the sympathetic cooling) [4, 5], and a lot of experimental and theoretical studies have been done for it [6, 7, 8, 9, 10, 11, 12, 13, 14].

The quasi-one-dimensional atomic (Q1D) gas of the boson-fermion mixture gives an interesting possibilities as a quantum many-body system [15]: the Tonk-Girardeau gas [16, 17], and other regimes of trapped 1D bosons [18] and of fermions [19].

As discussed in [15], the Q1D atomic gas can be realized, for example, in the axially-deformed harmonic oscillator (HO) trap with the axial and radial frequencies  $\omega_a, \omega_r$  which should be larger than the interatomic interaction energies and the healing length of the system [15, 20, 21]. Experimentally, the quasi-one-dimensional system has already been realized in the boson atomic gas [5, 22, 23], and the BEC solitons propagating in the axial direction have been observed [24, 25, 26].

A particular property of the fermionic Q1D system is the occurrence of the density wave due to the Peierls instability with the frequency of twice the Fermi wave number  $2k_F$ . In [15], we investigated the ground-state properties and the collective excitations in the mixture of one-component boson and one-component fermion, and showed that the fermion density wave appears in the ground state of the system, which is similar with the charge density wave (CDW) in the Q1D electron system [27, 28, 29], and we also found that the BEC of the bosons becomes spatially periodic (periodic BEC).

In the present paper, we investigate the ground state properties of the Q1D atomic gas at zero-temperature ( $T = 0$ ) of one-component boson and two-component fermion, which interact through the atomic collisions. In this system, two density waves appear in two components of fermions in the ground state, and the relative phase between them distinguishes two types of ground-state structure, the in-phase and the out-phase density-waves (Fig. 1); the latter corresponds to the spin density wave (SDW) in the electron system [29]. The density-wave structure in the ground state depends on the strength of the interatomic interactions; especially important is the inter-component interaction of fermions, which is absent in the previous study [15]. Also, the structure of BEC, uniform or periodic, should be influenced by the fermion density-wave structure.

In Sec. II, we introduce a model Hamiltonian for the system, and propose a new method to treat the periodic order parameters for boson and fermion-density fields, which are proved to be self-consistent in the mean-field approximation, and construct the effective potential with this method. In Sec. III, the density-wave structures in the ground state are classified by analytical evaluation of the effective potential for the cases of the repulsive/attractive fermion-fermion interactions. The

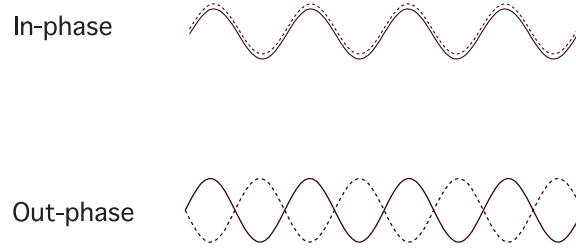


FIG. 1: In-phase and out-phase density waves in fermion densities  $\psi(z)$  (solid curve) and  $\phi(z)$  (dashed curve).

results are summarized in the phase diagram for the effective coupling constants of the interatomic interactions. The final section is devoted to the summary of the paper.

## II. FORMULATION

### A. Hamiltonian

We consider the Q1D system of atomic gas mixture of one-component boson and two-component fermion at  $T = 0$ . In this paper, we call two components of fermion "up" and "down", and denote them with the symbol  $\uparrow$  and  $\downarrow$ . It should be noted that they should not only be the up and down components of spin 1/2 atom, but any two of hyperfine levels or different atomic species.

The masses of the bosons and the fermions are denoted by  $m_b$  and  $m_f$ . In this paper, we consider the case of degenerate two-component fermion for simplicity, and assume that the up and down fermions have the same mass (also, we assume that the other properties, the interaction strengths et al., are degenerate).

The boson-fermion mixture is assumed to be trapped in the HO potentials with the same frequencies:

$$U_{b,f} = m_{b,f} \left( \frac{1}{2} \omega_x^2 (x^2 + y^2) + \frac{1}{2} \omega_z^2 z^2 \right) = 2; \quad (1)$$

If the HO potentials are enough long in the  $z$ -direction,  $\omega_x = \omega_y = \omega_a$ , the system becomes Q1D. (For the other conditions in the realization of the Q1D system, see [15, 20, 21].)

In the Q1D system, the dynamical degrees of freedom of atoms are represented by the 1D field operators,  $\psi(z)$  for boson and  $\psi_{\uparrow,\downarrow}(z)$  for fermions. Using these field, the Hamiltonian of the system is given by

$$\begin{aligned} H = & \int_{-\infty}^{\infty} dz \psi^\dagger(z) \left( -\frac{\hbar^2}{2m_b} \frac{d^2}{dz^2} + U_b^0(z) \right) \psi(z) \\ & + \sum_{s=\uparrow,\downarrow} \int_{-\infty}^{\infty} dz \psi_s^\dagger(z) \left( -\frac{\hbar^2}{2m_f} \frac{d^2}{dz^2} + U_f^0(z) \right) \psi_s(z) \\ & + \int_{-\infty}^{\infty} dz \psi^\dagger(z) \frac{g_{bb}}{2} \psi^\dagger(z) \psi(z) \psi(z) + g_{bf} \sum_{s=\uparrow,\downarrow} \int_{-\infty}^{\infty} dz \psi_s^\dagger(z) \psi_s(z) \psi^\dagger(z) \psi(z) \\ & + \int_{-\infty}^{\infty} dz g_{ff} \psi_{\uparrow}^\dagger(z) \psi_{\uparrow}(z) \psi_{\downarrow}^\dagger(z) \psi_{\downarrow}(z); \end{aligned} \quad (2)$$

where  $\mu_{b,f}$  are one-dimensional chemical potentials for the bosons and the fermions. The coupling constants  $g_{bb}, g_{bf}, g_{ff}$  in eq. (2) represent the strengths of the boson-boson, boson-fermion and fermion-fermion interactions, respectively. In the case of the large attractive boson-boson interaction ( $g_{bb} < 0$ ), the BEC instability by the attractive interaction can exist and compete with the Peierls instability. In the present paper, to concentrate on the density wave states, we consider the case of the repulsive

boson-boson interaction  $g_{bb} > 0$  only. For the atomic gas, the coupling constants are determined by the (3D) s-wave scattering lengths  $a_{bb}, g_{bf}, g_{ff}$  of the atomic collisions [30]:  $g_{bb} = 2\hbar^2 a_{bb}$ ,  $g_{bf} = 2\hbar^2 a_{bf}$ , and  $g_{ff} = 2\hbar^2 a_{ff}$ , where  $a_r$  is the radial frequency of the (3D) HO potential in (1). The  $U_{b,f}^0(z)$  in eq. (2) are the z-directional part in the original HO potential in (1), which are neglected in the present calculation. (About the effects of the HO potential, see [15].)

### B. Density-wave ground state

It is well known in the Q1D fermion system [15, 27, 28, 29] and the boson-fermion mixture [15] that the homogeneous state is unstable (Peierls instability) for the formation of the density wave with the wave number  $2k_F$ . To describe the density-wave states, we introduce the  $2k_F$ -periodic order parameters for the boson and fermion fields:

$$\psi(z) = b_0 + 2b_c \cos(2k_F z); \quad (3)$$

$$\psi_{\#}(z) = f_0 + 2f_c \cos(2k_F z + \phi_{\#}) + 2f_b \cos(2k_F z); \quad (4)$$

$$\psi_{\#}(z) = f_0 + 2f_c \cos(2k_F z + \phi_{\#} + \phi_{\#}) + 2f_b \cos(2k_F z); \quad (5)$$

where  $\phi_{\#}$  is the phase-difference angles between boson- and fermion-density waves, and  $\phi_{\#}$  is that between the up- and down-fermion-density waves;  $\phi_{\#} = 0$  ( $\pi$ ) corresponds to the in-phase (out-phase) density wave of fermions. The  $b_c$  and  $f_c$  in eq. (5) are the amplitudes of the boson and fermion density waves, and the third components with the amplitude  $f_b$  in  $\psi_{\#}, \psi_{\#}$  have to be added to reflect the fermion-density waves induced by the  $b_c$  term in the boson order parameter. Thus, the amplitude  $f_b$  will be shown to be proportional to the  $b_c$  at the end of this section. The constants  $b_0$  and  $f_0$  represent the homogeneous terms in the boson and fermion densities, which are determined by the boson and fermion average densities,  $n_b$  and  $n_f$  after the spatial integration:

$$n_b = b_0^2 + 2b_c^2; \quad n_f = n_{f,\#} = n_{f,\#} = f_0^2; \quad (6)$$

In the present study, we do not consider the case where the spin-polarized states with  $n_{f,\#} \neq n_{f,\#} \neq 0$  become stable; in the cases of the very large fermion density or the very strong fermion-fermion interaction, such a polarized state might be stable (the collective ferromagnetic states) [31].

Using eqs. (3-5) for the Hamiltonian (2), we obtain the mean-field Hamiltonian density:

$$H_{MF} = H_F + H_B; \quad (7)$$

where the fermion part  $H_F$  includes the contributions from the fermion kinetic term and the fermion-fermion and boson-fermion interaction terms, and the boson part  $H_B$  comes from the boson kinetic and boson-boson interaction terms. Using the periodic regularization with the spatial length  $L$  and taking the limit  $L \rightarrow \infty$ , the fermion part for the momentum  $2k_F < k < 0$ , denoted by  $H_F$ , becomes

$$\begin{aligned} H_F = & \int_{-\infty}^{\infty} \frac{dk}{2} \left[ \psi_{\#}^\dagger(k) \psi_{\#}(k) + \psi_{\#}^\dagger(k) \psi_{\#}(k) + \psi_{\#}^\dagger(k) \psi_{\#}(k) + \psi_{\#}^\dagger(k) \psi_{\#}(k) \right] \\ & + \int_{-\infty}^{\infty} \frac{dk}{2} \left[ \psi_{\#}^\dagger(k) \psi_{\#}(k) + \psi_{\#}^\dagger(k) \psi_{\#}(k) + \psi_{\#}^\dagger(k) \psi_{\#}(k) + \psi_{\#}^\dagger(k) \psi_{\#}(k) \right] \\ & + \frac{g_{ff}}{2} f_0^2 + \frac{1}{g_{ff}} \left[ \frac{1}{2} \cos(\phi_{\#}) + 2 f_c \cos(\phi_{\#}) + \frac{1}{2} \cos(\phi_{\#}) + \frac{1}{2} \cos(\phi_{\#}) \right] + \frac{g_b}{2} : \end{aligned} \quad (8)$$

The fermion part,  $H_F$ , corresponding to the positive momentum  $0 < k < 2k_F$  is obtained by replacing  $k_F \rightarrow -k_F$  in eq. (8), and the total fermion part of Hamiltonian density becomes  $H_F = H_F + H_F$ . The  $\epsilon(k)$  is the single-particle energy  $\epsilon(k) = \hbar^2 k^2 / 2m_f + g_{ff} f_0 + g_{bf} n_b$ , and the gap functions are defined by

$$b_c = 2\hbar b_c g_{bf}; \quad f_c = f_c g_{ff}; \quad b_0 = f_0 g_{ff}; \quad (9)$$

Using the similar technique with the Bogoliubov transformation, the  $H_F$  is diagonalized (for the detailed calculation, see Appendix A):

$$H_F = \int_{-\infty}^{\infty} \frac{dk}{2} \sum_{s=\#,\#} \left[ E_s(k) \psi_s^\dagger(k) \psi_s(k) + E_s^+(k) \psi_s^{\dagger\#}(k) \psi_s^{\#}(k) \right]$$

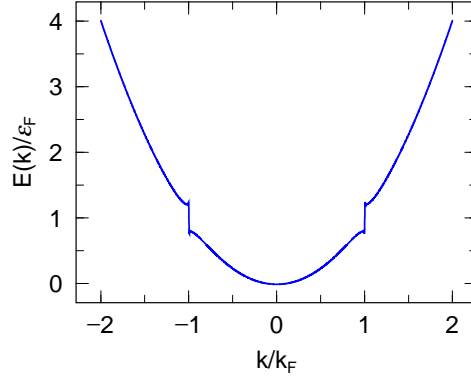


FIG. 2: Illustration of the quasi-particle spectrum,  $E_{\alpha,\beta}^{(\pm)}(k)$ . We scaled quantities by the fermi energy and fermi momentum, and set  $\alpha,\beta=2k_F = 0.1$ .

$$\frac{g_{ff}}{2} f_0^2 - \frac{1}{g_{ff}} \left[ \frac{2}{f} \cos(\theta) + 2 \frac{0}{f} \cos \frac{\theta}{2} \cos \theta' + \frac{2}{2} + \frac{0}{b} \right]; \quad (10)$$

where  $\alpha,\beta(k)$  are the annihilation operators for the quasi-particle with the momentum  $-2k_F < k < 0$  in the energies:

$$E_{\alpha}(k) = \left[ \epsilon(k) + v_F(k + k_F) \right] \frac{q}{v_F^2(k + k_F)^2 + j_{\alpha}^2}; \quad (11)$$

$$E_{\beta}(k) = \left[ \epsilon(k) + v_F(k + k_F) \right] \frac{q}{v_F^2(k + k_F)^2 + j_{\beta}^2}; \quad (12)$$

where  $v_F$  is the Fermi velocity. The quasi-particle energies for the momentum  $0 < k < 2k_F$  are obtained by replacing  $k_F; v_F \rightarrow -k_F; -v_F$  in eqs. (11,12). The effective gap functions  $j_{\alpha,\beta}$  in eqs. (11,12) are defined by

$$j_{\alpha}^2 = \left( b + \frac{0}{b} + e^{i\theta} \frac{2}{f} \right)^2 = \left( b + \frac{0}{b} \right)^2 + 2 \left( b + \frac{0}{b} \right) \frac{2}{f} \cos(\theta') + \frac{2}{f}; \quad (13)$$

$$j_{\beta}^2 = \left( b + \frac{0}{b} + e^{i(\theta'+\pi)} \frac{2}{f} \right)^2 = \left( b + \frac{0}{b} \right)^2 + 2 \left( b + \frac{0}{b} \right) \frac{2}{f} \cos(\theta' + \pi) + \frac{2}{f}; \quad (14)$$

In Fig. 2, we show the quasi-particle energy in eqs. (11,12). It should be noted that the energy gaps appear at  $k = \pm k_F$  in the quasi-particle spectrum.

In the density-wave ground state, the up- or down-fermions occupy the lower branch of the quasi-particle spectrum so that the energy density of fermions in this state is given by the summation of  $E_{\alpha,\beta}(k)$  in eqs. (11,12) up to the Fermi momentum  $k_F$ :

$$\begin{aligned} \langle H_F \rangle &= \sum_{s=\alpha,\beta} \int_{-k_F}^{k_F} \frac{dk}{2} E_s(k; k_F) (k_F - k) (\epsilon(k) + E_s(k; k_F) (k_F + k)) \\ &= n_f \frac{4}{3} + g_{ff} f_0^2 - \frac{2}{g_{ff}} \left[ \frac{2}{f} \cos(\theta) + 2 \frac{0}{f} \cos \frac{\theta}{2} \cos \theta' + \frac{2}{2} + \frac{0}{b} \right] \\ &= n_f \frac{4}{3} + g_{ff} f_0^2 - \frac{2}{g_{ff}} \left[ \frac{2}{f} \cos(\theta) + 2 \frac{0}{f} \cos \frac{\theta}{2} \cos \theta' + \frac{2}{2} + \frac{0}{b} \right] \\ &= n_f \frac{4}{3} + g_{ff} f_0^2 - \frac{2}{g_{ff}} \left[ \frac{2}{f} \cos(\theta) + 2 \frac{0}{f} \cos \frac{\theta}{2} \cos \theta' + \frac{2}{2} + \frac{0}{b} \right]; \end{aligned} \quad (15)$$

where we have used  $\langle H_F \rangle = \langle H_F^- \rangle + \langle H_F^+ \rangle = 2\langle H_F^- \rangle$ .

Now we turn to the evaluation of the mean-field energy for the boson part  $H_B$  in eq. (8). Substituting eq. (3) into the boson part, we obtain the boson energy density up to  $O(k_c^2)$ :

$$\langle H_B \rangle = \frac{\hbar}{2} b(2k_F) + 6 \frac{g_{bb}}{2} b_0^2 b_c^2 + \frac{g_{bb}}{2} b_0^4 + 6 \frac{g_{bb}}{2} b_c^4$$

$$\begin{aligned}
& \frac{\hbar}{2} n_b (2k_F)^2 + 5 \frac{g_{bb}}{2} b_0^2 b_c^2 + \frac{g_{bb}}{2} b_0^2 n_b \\
& = \frac{\hbar}{2} n_b (2k_F)^2 b_c^2 + 10 \frac{g_{bb}}{2} \frac{b^2}{4g_{bf}^2} + \frac{g_{bb}}{2} b_0^2 n_b \\
& \approx \frac{g_{bb}}{2} n_b^2 + \frac{k_F^2}{m_b n_b} + g_{bb} \frac{b^2}{g_{bf}} ; \quad (16)
\end{aligned}$$

In the derivation of the last line, we have used the solution of  $n_b = b_0^2 + 2b_c^2$  (the average boson density) and  $b_b = 2b_0 b_c g_{bf}$  :

$$b_0^2 = \frac{1}{2} 4 n_b + n_b^2 - 2 \frac{b^2}{g_{bf}} ; \quad (17)$$

$$2b_c^2 = \frac{1}{2} 4 n_b - n_b^2 - 2 \frac{b^2}{g_{bf}} ; \quad (18)$$

$$n_b^2 = 2 \frac{b^2}{g_{bf}} ; \quad (19)$$

where we have assumed the small modulation in the boson density  $b_0^2 = 2b_c^2$ , and taken the solution satisfying  $b_0^2 = n_b$  and  $2b_c^2 = 0$  at  $b = 0$ .

Thus the total energy density is given by the sum of eqs. (15,16) :

$$E_{\text{tot}}(b; f; b; 0; b; 0) = \hbar M_F i = \hbar H_F i + \hbar H_B i; \quad (20)$$

Explicit representation of the energy difference  $E_{\text{tot}}(b; f; b; 0)$  between the density-wave state and the normal state ( $b = f = b = 0$ ) is given by

$$\begin{aligned}
E_{\text{tot}}(b; f; b; 0) &= E_{\text{tot}}(b; f; b; 0) - E_{\text{tot}}(0; 0; 0) \\
&= \sum_{s=1}^{\infty} \frac{n_f}{2} \left[ \frac{1}{4} \frac{1}{F^2} + \frac{1}{2} \frac{1}{s^2} + \frac{1}{2} \frac{1}{F^2} \log \frac{2F^2 + \frac{1}{4} \frac{1}{F^2} + \frac{1}{2} \frac{1}{s^2}}{s} \right] \\
&+ \frac{k_F^2}{m_b n_b} + g_{bb} \frac{b^2}{g_{bf}} \\
&+ 2n_f F \frac{2}{g_{ff}} \frac{1}{F^2} \cos^2 + 2 \frac{f}{F} \frac{0}{b} \cos \frac{1}{2} \cos' + \frac{1}{2} + \frac{g_{bb}}{b} \quad (21)
\end{aligned}$$

$$\begin{aligned}
& + 2n_f F \left[ \sum_{s=1}^{\infty} \frac{1}{4} \frac{1}{F^2} \log \frac{s}{4F^2} - \frac{s}{2F^2} + \frac{1}{2} \frac{b^2}{2F^2} \right] \\
& - \frac{2}{2F^2} \cos^2 + 2 \frac{f}{(2F)^2} \frac{0}{b} \cos \frac{1}{2} \cos' + \frac{1}{2} + \frac{0}{2F^2} \quad (22)
\end{aligned}$$

In eq. (22), dimensionless parameters  $\alpha$  and  $\beta$  (effective coupling constants) have been introduced :

$$\alpha = \frac{g_{bf}^2}{\hbar g_{bb} v_F} \left[ 1 + \frac{v_F m_f}{v_B m_b} \right] ; \quad (23)$$

$$\beta = \frac{g_{ff}}{\hbar v_F} ; \quad (24)$$

where  $v_B = \frac{1}{g_{bb} n_b m_b}$  is the bosonic velocity.

The stable ground state of the system can be determined from the minimum of eq. (22).

### C. Consistency of the order parameters in mean-field approximation

Here we check the consistency of the Fermion density ansatz (4, 5) in the mean-field approximation, where the fermion densities  $n_{s\#}(z)$  are represented by

$$\begin{aligned} n_s(z) &= \frac{1}{Z} \langle \sum_s h_s^\dagger(z) \sum_s h_s(z) \rangle \\ &= \frac{1}{Z} \int \frac{dp}{2\pi} \frac{dk}{2\pi} h_s^\dagger(p) h_s(k) e^{i(p-k)z} \\ &= \frac{1}{2} \int \frac{dk}{2\pi} h_s^\dagger(k) h_s(k) + \frac{1}{2} \int \frac{dk}{2\pi} h_s^\dagger(k+2k_F) h_s(k) e^{i2k_F z} + \text{c.c.}; \quad (s = \uparrow, \downarrow); \end{aligned} \quad (25)$$

In the quasi-particle representation (shown in Appendix A), the expectation values appeared in eq. (25) become

$$\frac{1}{2} \int \frac{dk}{2\pi} h_s^\dagger(k) h_s(k) = n_f; \quad (26)$$

$$\frac{1}{2} \int \frac{dk}{2\pi} h_s^\dagger(k+2k_F) h_s(k) = \frac{1}{2} \int_{k_F}^0 \frac{dk}{2\pi} \frac{f_s}{f_s(k) \sqrt{(k+2k_F)^2 g^2 + j_{s\#}^2}}; \quad (27)$$

Using the above equations in eq. (25), we obtain the quasi-particle representation of the fermion densities:

$$\begin{aligned} n_\uparrow(z) &= n_f + \frac{1}{2} \int_{k_F}^0 \frac{dk}{2\pi} \frac{(f_b + f_b^0)}{f_\uparrow(k) \sqrt{(k+2k_F)^2 g^2 + j_{\uparrow\#}^2}} \cos(2k_F z) \\ &\quad + \frac{1}{2} \int_{k_F}^0 \frac{dk}{2\pi} \frac{f_\uparrow}{f_\uparrow(k) \sqrt{(k+2k_F)^2 g^2 + j_{\uparrow\#}^2}} \cos(2k_F z + \phi_\uparrow); \end{aligned} \quad (28)$$

$$\begin{aligned} n_\downarrow(z) &= n_f + \frac{1}{2} \int_{k_F}^0 \frac{dk}{2\pi} \frac{(f_b + f_b^0)}{f_\downarrow(k) \sqrt{(k+2k_F)^2 g^2 + j_{\downarrow\#}^2}} \cos(2k_F z) \\ &\quad + \frac{1}{2} \int_{k_F}^0 \frac{dk}{2\pi} \frac{f_\downarrow}{f_\downarrow(k) \sqrt{(k+2k_F)^2 g^2 + j_{\downarrow\#}^2}} \cos(2k_F z + \phi_\downarrow + \phi_\uparrow); \end{aligned} \quad (29)$$

Here, the densities  $n_{s\#}(z)$  above show the same  $z$ -dependence with those in eqs. (4, 5); it proved the consistency of the present method.

In the present paper, we consider the case of  $n_{f,\#} = n_{f,\#}$ , i.e., no polarization, and have assumed the same amplitudes in ansatz (4,5), we can put  $j_{\#} = j$ . From eqs. (13, 14) for  $n_{s\#}$ , we obtain the relation between the phase-difference angles:  $\cos(\phi_\uparrow) = \cos(\phi_\downarrow + \phi_\uparrow)$ .

Furthermore, we can derive the relation among the gap functions at the stationary points of the mean-field energy (20). From the gap equations derived in Appendix B, we obtain

$$f_b^0 = \frac{f_b}{2} - f_\uparrow \cos \frac{\phi_\uparrow}{2} \cos \phi_\uparrow + \frac{f_\uparrow}{2}; \quad (30)$$

Using the definition of the gap functions in (9), it can be written as the relation of the density-wave amplitudes:

$$f_b = \frac{f_b}{2G_{bf}} - f_\uparrow \cos \frac{\phi_\uparrow}{2} \cos \phi_\uparrow + \frac{f_\uparrow}{2}; \quad (31)$$

where the effective boson-fermion interaction parameter  $G_{bf}$  is defined by

$$G_{bf} = \frac{1}{G_{bf}} + \frac{k_F^2}{m_b n_b} + g_{bb}; \quad (32)$$

In the present paper, we consider the case of  $g_{bb} > 0$ , so that the parameter  $G_{bf}$  is positive ( $G_{bf} > 0$ ). The relation (30) shows that  $f_b^0$  is described by a linear combination of  $f_b$  and  $f_\uparrow$  for the ground state. Later, we will show that  $f_b^0$  is proportional only to the boson amplitude  $f_b$  after fixing the phase-difference angles in the ground state.

### D . Interaction energy and phase differences

To determine the ground state, we should fix the phase-difference angles  $\theta'$  and  $\theta$  so as to gain the largest interaction energy for the fixed gap functions. For this purpose, we reevaluate the  $\theta'$ - and  $\theta$ -dependent terms in (22), which are originated from the boson-fermion and fermion-fermion interaction terms in eq. (2) under the mean-field approximation.

Using the parametrization for order parameters (3,4,5), the boson-fermion interaction term becomes

$$g_{bf} \int_{-L/2}^{L/2} dz \int_{-L/2}^{L/2} dX \psi^\dagger(z) \psi(z) \psi^\dagger_s(z) \psi_s(z) = g_{bf} \int_{-L/2}^{L/2} \frac{dz}{L} \int_{-L/2}^{L/2} dX \psi^\dagger(z) \psi(z) \psi^\dagger_s(z) \psi_s(z) i j_{\frac{1}{2}}^{\frac{1}{2}} \quad (33)$$

$$= 2g_{bf} n_b f_0 + 4b_0 b_c f_c \cos \frac{\theta}{2} \cos \theta' + \frac{2}{2} + 4b_0 b_c f_b \quad (33)$$

$$= 2g_{bf} n_b n_f - \frac{2b^2}{G_{bf}}; \quad (34)$$

where we have used the relation (31), which is valid for the ground state, to obtain the last line. The above equation shows that the boson-fermion interaction term is independent of the phase-difference angles in the ground state, and plays no role in the phase-difference determination.

In the same way, we reevaluate the fermion-fermion interaction term :

$$g_{ff} \int_{-L/2}^{L/2} dz \int_{-L/2}^{L/2} dX \psi^\dagger(z) \psi(z) \psi^\dagger_\#(z) \psi_\#(z) = g_{ff} \int_{-L/2}^{L/2} \frac{dz}{L} \int_{-L/2}^{L/2} dX \psi^\dagger(z) \psi(z) \psi^\dagger_\#(z) \psi_\#(z) i j_{\frac{1}{2}}^{\frac{1}{2}} \quad (35)$$

$$= 2g_{ff} \left( \frac{f_0^2}{2} + f_c \cos \frac{\theta}{2} \cos \theta' + \frac{2}{2} + f_b^2 \right) \#$$

$$+ f_c^2 \cos \frac{\theta}{2} \cos \theta' + \frac{2}{2} + \cos$$

$$= 2g_{ff} \left( \frac{n_f^2}{2} + \frac{2b}{4G_{bf}^2} \right) \#$$

$$+ f_c^2 \cos \frac{\theta}{2} \sin \theta' + \frac{2}{2} \sin \frac{\theta}{2} : \quad (35)$$

The phase-difference angles  $\theta'$  and  $\theta$  should be determined to make the energy gain largest in eq. (35) for fixed values of the coupling constant  $g_{ff}$ . Therein, the  $(\theta; \theta')$ -dependent part appears only in the second term, so that the phase-difference angles are easily determined to minimize (35);  $(\theta; \theta') = (0; \pi/2)$  for  $g_{ff} < 0$ , and  $(\theta; \theta') = (\pi; \pi/2)$  for  $g_{ff} > 0$ . It should be noted that the results are consistent with the condition  $\cos(\theta') = \cos(\theta + \theta')$  obtained in previous section.

### III. CLASSIFICATION OF THE DENSITY-WAVE STRUCTURES IN THE GROUND STATE

Now, we analyze the minimum of the mean-field energy (22) with the phase-difference conditions obtained in the last part of sec. II, to determine the stable state of the system, and show the complete classification of the ground state for the dimensionless coupling constants  $\tilde{g}$  and  $\tilde{g}'$ .

#### A . Repulsive fermion-fermion interaction $g_{ff} > 0$

In the case of  $g_{ff} > 0$ , using  $(\theta; \theta') = (\pi; \pi/2)$  for the phase-difference angles in the ground state for eq. (30), we obtain  $\frac{0}{b} = \frac{g_{ff}}{2G_{bf}} b = \frac{2}{2} b$ . In substituting these relations, the total energy density up to the order of  $O(\tilde{g}^2)$  becomes

$$\tilde{E}_{\text{tot}} = 2n_f \left( \frac{1}{2} - \log \frac{\tilde{B}^2 + \tilde{f}^2}{4} - \tilde{B}^2 + \tilde{f}^2 + \frac{2}{2} \tilde{B}^2 + \frac{2}{2} \tilde{f}^2 \right); \quad (36)$$

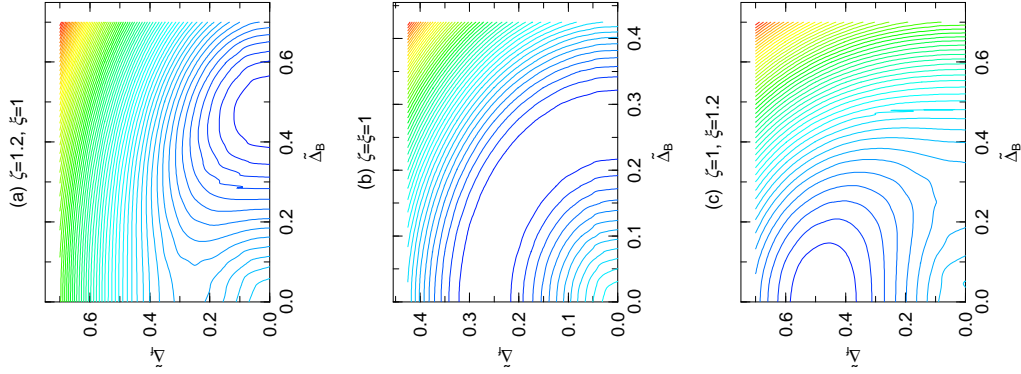


FIG. 3: Contour plots of  $E_{\text{tot}}$  in  $\tilde{\alpha}_B - \tilde{\alpha}_F$  plane for the repulsive Fermion-Fermion interaction  $g_{ff} > 0$ . Three plots are for  $\xi > 1$  (a),  $\xi = 1$  (b) and  $\xi < 1$  (c).

where  $\tilde{\alpha}_B = 1 - \frac{1}{2} \frac{b}{g_{bf}}$ , and  $\tilde{\alpha}_F = \frac{1}{2} \frac{f}{g_{bf}}$ .

In Fig. 3, the contour plots of the energy density eq. (36) in  $\tilde{\alpha}_B - \tilde{\alpha}_F$  plane are shown for typical values of the coupling constants  $b$  and  $f$ .

Since the first term in eq. (36) is symmetric with respect to the order parameters  $\tilde{\alpha}_B, \tilde{\alpha}_F$ , the position of the minimum point of eq. (36) is determined by the last two terms; the results are summarized as

$$0 < \xi < 1 \text{ (Fig. 2a), } \tilde{\alpha}_B, \tilde{\alpha}_F = \frac{1}{2} \frac{2}{g_{bf}} e^{-\frac{2}{g_{bf}}}; 0.$$

In this case, the up- and down-fermions form in-phase density wave:

$$\psi_{\uparrow}(z) = \psi_{\downarrow}(z) = n_F \frac{1}{2} \frac{b}{g_{bf}} \cos(2k_F z); \quad (37)$$

and the bosons make a periodic BEC:

$$n_b(z) = n_b \left( 1 + \frac{b}{g_{bf} n_b} \cos(2k_F z) \right); \quad (38)$$

which is analogous to charge-density waves (CDW) of electrons in low dimensional conductors [29, 32] due to the Peierls instability. We here mention what roles the sign of  $g_{bf}$  plays in the density waves. Since the amplitude of the periodic BEC (38) is always positive by definition, the sign of the amplitude of the fermion density wave (37), which is proportional to the sign of  $g_{bf}$ , determines the phase difference between boson and fermion density waves: attractive (repulsive) boson-fermion interaction makes them be in phase (out of phase).

$$\xi = 1 \text{ (Fig. 2b), } \tilde{\alpha}_B^2 = 4 + \tilde{\alpha}_F^2 = 4e^{-\frac{4}{g_{bf}}}.$$

The above equation shows the existence of the rotation-like "hidden" symmetry in the ground state, which mixes between the bosonic and fermionic particle-hole pair order parameters. It also suggests the existence of the Nambu-Goldstone mode as a low-lying excitation mode.

$$\xi < 1 \text{ (Fig. 2c) and } \xi > 1, \tilde{\alpha}_B, \tilde{\alpha}_F = 0; 2e^{-\frac{2}{g_{bf}}}.$$

In this case, the fermion-fermion interaction induces the out-phase fermion-density waves:

$$\psi_{\uparrow}(z) = n_F \frac{1}{2} \frac{f}{g_{bf}} \sin(2k_F z); \quad (39)$$

which forms the out-phase density wave in the two-component fermion system, analogous to the SDW [33, 34].

When  $\xi = 1$ , we need a special care to treat the boson density wave, because the coefficient of  $\tilde{\alpha}_B^2$  term in (36) becomes negative, which can be traced back to the potential energy of the gap



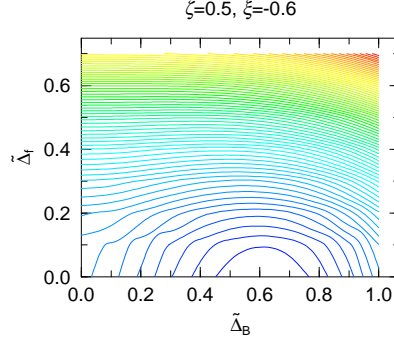


FIG. 4: Contour plots of  $E_{\text{tot}}$  in  $\tilde{\Delta}_B - \tilde{\Delta}_F$  plane for the attractive fermion-fermion interaction  $g_{ff} < 0$ .

functions. Assembling the boson-fermion and fermion-fermion interaction terms (34, 35), and the boson energy (16), the potential energy up to the constant,  $H_{\text{pot}}$ , becomes

$$H_{\text{pot}} = \frac{1}{G_{bf}} \left( 1 - \frac{g_{ff}}{2G_{bf}} \right) \frac{2}{g_{ff}} \tilde{\Delta}_F^2; \quad (40)$$

which should be negative definite for any value of the gap functions to gain the condensation energy. Thus, it gives  $\tilde{\Delta}_B = 0$  for  $2G_{bf} > g_{ff}$  (or equivalently for  $2 > j$ ).

#### B. Attractive fermion-fermion interaction $g_{ff} < 0$

In the case of  $g_{ff} < 0$ , using the phase difference angles  $(\phi; \phi') = (0; \pi/2)$  the relation  $\tilde{\Delta}_b^0 = \frac{1}{2} \tilde{\Delta}_B$  is obtained from eq. (30) in the ground state. The total energy density (22) becomes

$$E_{\text{tot}} = 2n_{fF} \left( \frac{1}{2} \left( 1 - \log \frac{\tilde{\Delta}_B^2 + \tilde{\Delta}_F^2}{4} \right) + \tilde{\Delta}_B^2 + \tilde{\Delta}_F^2 + \frac{2}{2+j} \tilde{\Delta}_B^2 + \frac{2}{j} \tilde{\Delta}_F^2 \right); \quad (41)$$

Fig. 4 shows a contour plot of the energy density in  $\tilde{\Delta}_B - \tilde{\Delta}_F$  plane when  $j = 0.5$  and  $\tilde{\Delta}_F = 0.6$ .

As is clear from eq. (41), the coefficient of  $\tilde{\Delta}_B^2$  is larger than that of  $\tilde{\Delta}_F^2$ ,  $2 = (2 + j) > 2 = j$  so that the minimum point of the energy density is always on the  $\tilde{\Delta}_B$  axis.

Thus, for  $g_{ff} < 0$ , the order parameters take values  $\tilde{\Delta}_b; \tilde{\Delta}_f = \frac{1}{2} \frac{2}{2+j} e^{\frac{2}{2+j}}; 0$ , and fermion densities become in-phase,  $n_b(z) = n_f(z) = n_f \left( 1 - \frac{j}{2F} \cos(2k_F z) \right)$ , which have the same form with those in eq. (37) in the repulsive fermion-fermion case  $g_{ff} > 0$ . The boson condensate has also the same form with (38). However, the  $j$ -dependence of the order parameter  $\tilde{\Delta}_b$  is different in both cases as shown in Fig. 5 where the gap functions are plotted for the effective coupling constant  $\tilde{g} = 1$ .

#### C. Phase diagram

Finally, in Fig. 6, the phase diagram of the density-wave structure in the ground state is shown in the plane of the effective coupling constants  $\tilde{g}$  and  $\tilde{g}_{ff}$  in eqs. (23,24), which correspond to the  $g_{bf}^2 = g_{bb}$  and  $g_{ff}$ .

In Fig. 6, there are two phases denoted by in-phase and out-phase, which correspond to the fermionic in-phase density wave ( $\phi = 0$ ) and out-phase density wave ( $\phi = \pi$ ) with/without the periodic BEC in the ground state.

In the case of the repulsive fermion-fermion interaction ( $g_{ff} > 0$ ), there exists a competition between in- and out-phase density waves, and the border of these two phases is given by  $\tilde{g} = 1$  (solid line in Fig. 6). Another critical border line  $\tilde{g} = 2$  exists (dotted line in Fig. 6); above this line, the ground state has the out-phase fermion density waves but no periodic BEC.

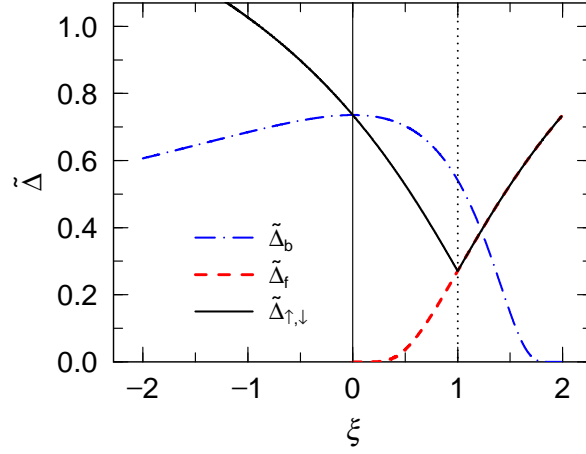


FIG. 5: The gap functions (extreme values) at  $\eta = 1$  as a function of  $\xi$ .

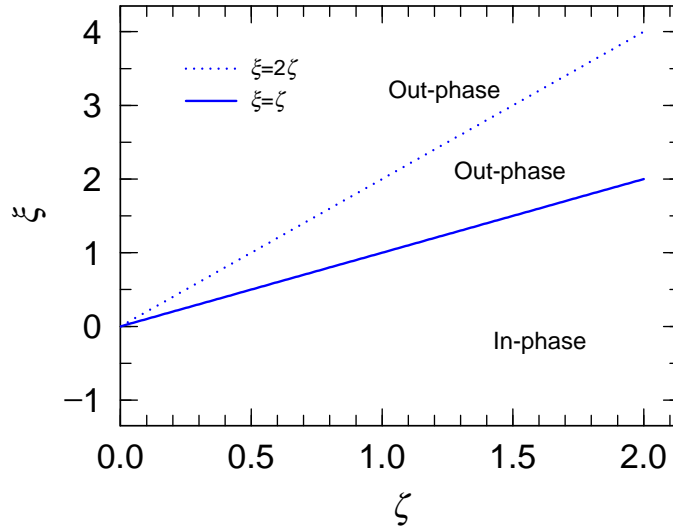


FIG. 6: The phase diagram of the density-wave structure of the ground state in  $\xi - \eta$  plane.

As for the attractive fermion-fermion interaction ( $\epsilon < 0$ ), the ground state has the periodic BEC which is coherent with the in-phase fermion density waves. The fermion-fermion interaction affects the boson magnitude  $\tilde{\Delta}_b$  implicitly.

The behaviors of the order parameters and the effective gap functions eq. (13-14) shown in Fig. 5 are reflected in the phase diagram:  $\tilde{\Delta}_f$  and  $\tilde{\Delta}_b$  are continuous and smooth functions of  $\xi$  as stationary points of the energy density, and disappear at  $\xi = 0$  and  $\xi = 2$  respectively, as mentioned above. The effective gap function  $\tilde{\Delta}_{\uparrow,\downarrow}$ , which generates the net energy gap at the Fermi surfaces, bends at  $\xi = 1$  implying the transition from in-phase density wave to out-phase one.

Here we make a rough estimate of the density-wave amplitudes in axially deformed trap potential for possible candidates, rubidium isotope mixtures. The condition for the Peierls instability is given in [15]: trapping frequencies  $\omega_a = 2 \times 10^4$  Hz and  $\omega_r = 2 \times 15$  kHz, the number of atoms  $N_F \sim 10^3$  and  $N_b \sim 2 \times 10^4$ . We take scattering lengths given in [35] in atomic unit:

$$1) {}^{84}\text{Rb}-{}^{87}\text{Rb}: (a_{ff}; a_{bf}; a_{bb}) = (142; 117; 90) \text{ (}\mu\text{m)}; (g_{ff}; g_{bf}; g_{bb}) = (0.397; 0.467); \quad (42)$$

$$2) {}^{86}\text{Rb}-{}^{87}\text{Rb}: (a_{ff}; a_{bf}; a_{bb}) = (7; 336; 90) \text{ (}\mu\text{m)}; (g_{ff}; g_{bf}; g_{bb}) = (3.276; 0.023); \quad (43)$$

The mixture 1) gives the out-phase density wave with the amplitude  $\tilde{\Delta}_f = (g_{ff} N_F)^{1/2} \sim 0.118$ , on the other hand, 2) gives the in-phase one and periodic BEC with amplitudes  $\tilde{\Delta}_b = (2 g_{ff} N_F)^{1/2} \sim 0.451$  and  $\tilde{\Delta}_b = (g_{bf} N_b)^{1/2} \sim 0.321$ , respectively.

## IV . S U M M A R Y

We studied the ground state of the Q1D boson-fermion mixture of the atomic gas with two-component fermion and single boson, and showed that the states with the periodic BEC and the fermion density waves with the wave number  $2k_F$  become stable therein at  $T = 0$  within the mean-field approximation which is consistently formulated. We also showed that there exists the competition between the in-phase and out-phase fermion density waves in the ground state, which is originated from the relative strength between the boson-fermion and fermion-fermion effective interactions. We clarified the wave-density structures of the ground state and gave the phase diagram of it.

## APPENDIX A : D I A G O N A L I Z A T I O N O F T H E M E A N - F I E L D H A M I L T O N I A N

In this appendix, we show the diagonalization of the mean-field Hamiltonian eq. (8) under the periodic BEC and the fermion density waves given by eqs. (3,4,5), and derive quasi-particle spectrum.

The up- and down-fermion contributions in eq. (8) have the same form in structure and the calculations go completely in parallel, so that we omit the subscript of the fermion field operator in this appendix. The first and second terms in eq. (8) should be diagonalized by a unitary matrix  $U$ :

$$= \begin{pmatrix} \psi(k) & \psi(k+2k_F) \end{pmatrix} U U^{-1} \begin{pmatrix} \psi(k) & \psi(k+2k_F) \end{pmatrix} U U^{-1} \begin{pmatrix} \psi(k) & \psi(k+2k_F) \end{pmatrix} \\ = \begin{pmatrix} \psi(k) & \psi(k+2k_F) \end{pmatrix} \begin{pmatrix} E(k) & 0 \\ 0 & E^+(k) \end{pmatrix} \begin{pmatrix} \psi(k) & \psi(k+2k_F) \end{pmatrix} ; \quad (A1)$$

where  $E(k)$  are the quasi-particle spectrum given in eqs. (11,12), and  $\psi(k)$  is the field operator corresponding to them.

Explicit form of the unitary matrix is given by

$$U = \begin{pmatrix} u(k) & v(k) \\ v(k) & u(k) \end{pmatrix} ; \quad U^{-1} = U^\dagger = \begin{pmatrix} u(k) & v(k) \\ v(k) & u(k) \end{pmatrix} \quad (A2)$$

$$u(k) = \frac{1}{\sqrt{2}} \left( 1 + \frac{1}{2} \frac{f(k)}{f(k) + (k+2k_F)g^2 + j^2} \right)^{1/2} \quad (A3)$$

$$v(k) = \frac{1}{\sqrt{2}} \left( 1 - \frac{1}{2} \frac{f(k)}{f(k) + (k+2k_F)g^2 + j^2} \right)^{1/2} \quad (A4)$$

$$u(k) = \frac{1}{\sqrt{2}} \left( 1 + \frac{1}{2} \frac{f(k)}{f(k) + (k+2k_F)g^2 + j^2} \right)^{1/2} \quad (A5)$$

$$v(k) = \frac{1}{\sqrt{2}} \left( 1 - \frac{1}{2} \frac{f(k)}{f(k) + (k+2k_F)g^2 + j^2} \right)^{1/2} ; \quad (A6)$$

where  $k_F = k/2$  and the  $u(k)$  and  $v(k)$  satisfy the normalization condition:  $|u(k)|^2 + |v(k)|^2 = 1$ .

## APPENDIX B : G A P E Q U A T I O N S

The gap equations of the system are given by

$$\frac{4}{g_{ff}} \left( f \cos(\theta) + \frac{0}{2} \cos \frac{\theta}{2} \cos' \theta + \frac{9}{2} \right) \\ = 2 \int_{k_F}^{\frac{9}{2}} \frac{dk}{2} : \frac{(f + \frac{0}{2}) \cos(\theta') + f}{f(k) + (k+2k_F)g^2 + j^2} + \frac{(f + \frac{0}{2}) \cos(\theta' + \frac{\theta}{2}) + f}{f(k) + (k+2k_F)g^2 + j^2} ; \quad (B1)$$

$$= 2 \frac{Z_0}{k_F} \frac{dk}{2} < \frac{4}{g_{ff}} \frac{0}{b} + \frac{f \cos(\theta) + b + \frac{0}{b}}{f(k) (k+2k)g^2 + j} + \frac{f \cos(\theta + \frac{\pi}{2}) + b + \frac{0}{b}}{f(k) (k+2k)g^2 + j} = \quad (B2)$$

$$= 2 \frac{Z_0}{k_F} \frac{dk}{2} < \frac{4}{g_{ff}} \frac{0}{b} + \frac{f \cos(\theta) + b + \frac{0}{b}}{f(k) (k+2k)g^2 + j} + \frac{f \cos(\theta + \frac{\pi}{2}) + b + \frac{0}{b}}{f(k) (k+2k)g^2 + j} = \quad (B3)$$

which can be derived from the energy density eq. (21) by taking the variation with respect to the gap functions  $f$ ,  $b$ , and  $\frac{0}{b}$ . The last two equations give the relation eq. (30).

- 
- [1] M. H. Anderson, J. R. Ensher, M. R. Matthews, C. E. Wieman, and E. A. Cornell, *Science* 269, 198 (1995); K. B. Davis, M. O. Mewes, M. R. Andrews, N. J. van Druten, D. S. Durfee, D. D. Kum, and W. Ketterle, *Phys. Rev. Lett.* 75, 3969 (1995).
- [2] F. Dalfovo, S. Giorgini, L. P. Pitaevskii, and S. Stringari, *Rev. Mod. Phys.* 71, 463 (1999).
- [3] B. DeMarco and D. S. Jin, *Science* 285, 1703 (1999); B. DeMarco, S. B. Rapp, and D. S. Jin, *Phys. Rev. Lett.* 86, 5409 (2001).
- [4] A. G. Truscott, K. E. Strecker, W. I. M. Alexander, G. B. Partridge, and R. G. Hulet, *Science* 291, 2570 (2001).
- [5] F. Schreck, L. Khaykovich, K. L. Corwin, G. Ferrari, T. Bourdel, J. Cubizolles, and C. Salomon, *Phys. Rev. Lett.* 87, 080403 (2001).
- [6] K. M. Møller, *Phys. Rev. Lett.* 80, 1804 (1998).
- [7] T. Tsurumi and M. Wadati, *J. Phys. Soc. Jpn.* 69, 97 (2000).
- [8] A. Minguzzi and M. P. Tosi, *Phys. Lett. A* 268, 142 (2000).
- [9] M. J. Bijlma, B. A. Heringa, and H. T. C. Stoof, *Phys. Rev. A* 61, 053601 (2000).
- [10] L. Viverit, C. J. Pethick, and H. Smith, *Phys. Rev. A* 61, 053605 (2003).
- [11] R. Roth and H. Feldmeier, *Phys. Rev. A* 65, 021603(R) (2002).
- [12] C. P. Search, H. Pu, W. Zhang, and P. M. Eystre, *Phys. Rev. A* 65, 063615 (2002).
- [13] T. Sogo, T. Miyakawa, T. Suzuki, and H. Yabu, *Phys. Rev. A* 66, 013618 (2002).
- [14] H. P. Buchler and G. Blatter, *Phys. Rev. Lett.* 91, 130404 (2003).
- [15] T. Miyakawa, H. Yabu, and T. Suzuki, *Phys. Rev. A* 70, 013612 (2004); *Physica B* 329-333, 28 (2003).
- [16] L. Tonks, *Phys. Rev.* 50, 955 (1936).
- [17] M. Girardeau, *J. Math. Phys. (N.Y.)* 1, 516 (1960).
- [18] D. S. Petrov, G. V. Shlyapnikov, and J. T. M. Walraven, *Phys. Rev. Lett.* 85, 3745 (2000).
- [19] I. V. Tokatly, *cond-mat/0402276*.
- [20] K. K. Das, *Phys. Rev. A* 66, 053612 (2002); *Phys. Rev. Lett.* 90, 170403 (2003).
- [21] L. Pitaevskii and S. Stringari, *Bose-Einstein Condensation* (Oxford University Press, London, 2003).
- [22] A. G. Orlov, J. M. Vogels, A. E. Leanhardt, C. Raman, T. L. Gustavson, J. R. Abo-Shaeer, A. P. Chikkatur, S. Gupta, S. Inouye, T. Rosenband, and W. Ketterle, *Phys. Rev. Lett.* 87, 160405 (2001).
- [23] M. Greiner, I. Bloch, O. Mandel, T. W. Hansch, and T. Esslinger, *Phys. Rev. Lett.* 87, 130402 (2001).
- [24] J. Denschlag, J. E. Smerian, D. L. Feder, Charles W. Clark, L. A. Collins, J. Cubizolles, L. Deng, E. W. Hagley, K. Helmerson, W. P. Reinhardt, S. L. Rolston, B. I. Schneider, W. D. Phillips, *Science* 287, 97 (2000).
- [25] L. Khaykovich, F. Schreck, G. Ferrari, T. Bourdel, J. Cubizolles, L. D. Carr, Y. Castin, C. Salomon, *Science* 296, 1290 (2002).
- [26] J. Ieda, T. Miyakawa, and M. Wadati, *Phys. Rev. Lett.* 93, 194102 (2004).
- [27] R. E. Peierls, *Quantum Theory of Solids* (Oxford University Press, London, 1955).
- [28] C. Kittel, *Quantum Theory of Solids* (John Wiley & Sons Inc, New York, 1996).
- [29] S. Kagoshima, H. Nagasawa, and T. Sambongi, *One Dimensional Conductors*, Springer series in solid-state sciences, Vol. 72 (Springer-Verlag, Berlin, 1988); L. P. Gor'kov and G. G. Gur'ner, *Charge Density waves in Solids*, MODERN PROBLEMS IN CONDENSED MATTER SCIENCES. VOL. 25 (AMSTERDAM: North-Holland, 1989).
- [30] For example, C. J. Pethick and H. Smith, *Bose-Einstein Condensation in Dilute Gases* (Cambridge University Press, UK, 2002).

- [31] T. Sogo and H. Yabu, Phys. Rev. A 66 043611 (2002).
- [32] G. G. Guner, Rev. Mod. Phys. 60 4 (1988).
- [33] A. W. Overhauser, Phys. Rev. Lett. 4 462 (1960); Phys. Rev. 128 1437 (1962).
- [34] G. G. Guner, Rev. Mod. Phys. 66, 1 (1994).
- [35] J. P. Burke, Jr. and J. L. Bohn, Phys. Rev. A 59, 1303 (1999).