

Novel room-temperature ferromagnetism in $\text{Sr}_{1-x}\text{Y}_x\text{CoO}_{3-\delta}$ ($0.2 \leq x \leq 0.25$)

W. Kobayashi* and S. Ishiwata

Department of Applied Physics, Waseda University, Tokyo 169-8555, Japan

I. Terasaki

*Department of Applied Physics, Waseda University, Tokyo 169-8555, Japan
also CREST, Japan Science and Technology Agency, Tokyo 108-0075, Japan*

M. Takano

Institute for Chemical Research, Kyoto University, Uji 611-0011, Japan

(Dated: May 23, 2019)

We have measured magnetic susceptibility and resistivity of $\text{Sr}_{1-x}\text{Y}_x\text{CoO}_{3-\delta}$ ($x = 0.1, 0.15, 0.2, 0.215, 0.225, 0.25, 0.3$, and 0.4), and have found that $\text{Sr}_{1-x}\text{Y}_x\text{CoO}_{3-\delta}$ is a room temperature ferromagnet with a Curie temperature of 335 K in a narrow compositional range of $0.2 \leq x \leq 0.25$. This is the highest transition temperature among perovskite Co oxides. The saturation magnetization for $x = 0.225$ is $0.25 \mu_B/\text{Co}$ at 10 K, which implies that the observed ferromagnetism is a bulk effect. We attribute this ferromagnetism to a peculiar Sr/Y ordering.

I. INTRODUCTION

Transition-metal oxides with perovskite-based structure exhibit many fascinating phenomena such as colossal magnetoresistance [1] in Mn oxides, high temperature superconductivity in Cu oxides [2], and ferroelectricity in Ti oxides [3]. Perovskite Co oxides also show very rich physics such as spin-state transition [4, 5], ferromagnetism [6], and thermoelectricity [7]. The ferromagnetism in the perovskite Co oxide $\text{La}_{1-x}\text{Sr}_x\text{CoO}_3$ has been explained in terms of the double-exchange interaction between Co^{3+} and Co^{4+} in the intermediate spin state. The ferromagnetic transition temperature (T_c) is 270 K at highest, which is significantly lower than $T_c=370$ K of perovskite Mn oxides at an optimum composition.

Recently, the A-site ordered perovskite $R\text{BaCo}_2\text{O}_{5.5}$ (R = rare earth elements) is intensively studied [8, 9, 10]. It shows a ferromagnetic transition around 300 K (higher than T_c of $\text{La}_{1-x}\text{Sr}_x\text{CoO}_3$) with a giant magnetoresistance [8, 11]. In addition, a transition from the ferromagnetic state to an antiferromagnetic state is seen around 270 K in the magnetization [12]. The complicated magnetism has been explained as follows: The Co^{3+} ions in the intermediate spin (IS) state of $S = 1$ exhibit an orbital ordering at 350 K along the b axis [9], which induces ferromagnetic interaction along the b axis. On the other hand, antiferromagnetic interaction is expected along the a axis because of the conventional superexchange, which causes the antiferromagnetic order below 270 K. At higher temperatures, thermally excited carriers induce the double-exchange interaction to align the ferromagnetic chains, and stabilizes the ferromagnetic state from 270 to 300 K [8, 9].

Very recently, Withers *et al.* have reported a new A-

site ordered perovskite Co oxide $\text{Sr}_{0.67}\text{R}_{0.33}\text{CoO}_{3-\delta}$ (R = Y, Ho, and Dy) [13]. According to their structure analysis, Sr and R are ordered because of the different ionic radii. The R ions are located at every two sites in the ab plane, which doubles the lattice parameter of the a and b axes from the primitive perovskite cell. The ordered ab planes are stacked along the c -axis in units of four cells like $\cdots R-R\text{-Sr-Sr}\cdots$, and the c axis length quadruples that of the primitive cell. This will give an ideal composition of $\text{Sr}_{0.75}\text{R}_{0.25}\text{CoO}_{3-\delta}$, but a solid solution between Sr and R occurs to some extent in the real materials.

Magnetic properties of $\text{Sr}_{1-x}\text{Y}_x\text{CoO}_{3-\delta}$ were measured only for $x=0.1$ [14] and 0.3 [13], and we expected that the peculiar Sr/Y ordering near $x = 1/4$ could show a novel magnetism. We have found that polycrystalline samples of $\text{Sr}_{1-x}\text{Y}_x\text{CoO}_{3-\delta}$ show a ferromagnetic transition at 335 K in a narrow range of $0.2 \leq x \leq 0.25$, which is the highest transition temperature among perovskite Co oxides. The magnetization of the $x = 0.225$ sample is $0.25 \mu_B/\text{Co}$ at 10 K, indicating a bulk ferromagnet. We think that this ferromagnetism is driven by the orbital ordering, just like the ferromagnetism in $R\text{BaCo}_2\text{O}_{5.5}$. However, T_c of the former is even larger than that of the latter, and ferromagnetic order survives down to 5 K. We will discuss a possible origin for the difference.

II. EXPERIMENT

Polycrystalline samples of $\text{Sr}_{1-x}\text{Y}_x\text{CoO}_{3-\delta}$ ($x = 0.1, 0.15, 0.2, 0.215, 0.225, 0.25, 0.3$ and 0.4) and $\text{Sr}_{0.775}\text{R}_{0.225}\text{CoO}_{3-\delta}$ (R = Dy, Ho, and Er) were prepared by a solid-state reaction. Stoichiometric amounts of SrCO_3 , Y_2O_3 , Dy_2O_3 , Ho_2O_3 , Er_2O_3 , and Co_3O_4 were mixed, and the mixture was calcined at 1100°C for 12h in air. The product was finely ground, pressed into a pellet, and sintered at 1100°C for 48h in air. As a reference, $\text{Sr}_{0.775}\text{Y}_{0.225}\text{CoO}_{3-\delta}$ powder was sealed with KClO_4 in a gold capsule, and then treated at 3 GPa and 700°C for

*Electronic address: kobayashi-wataru@suou.waseda.jp

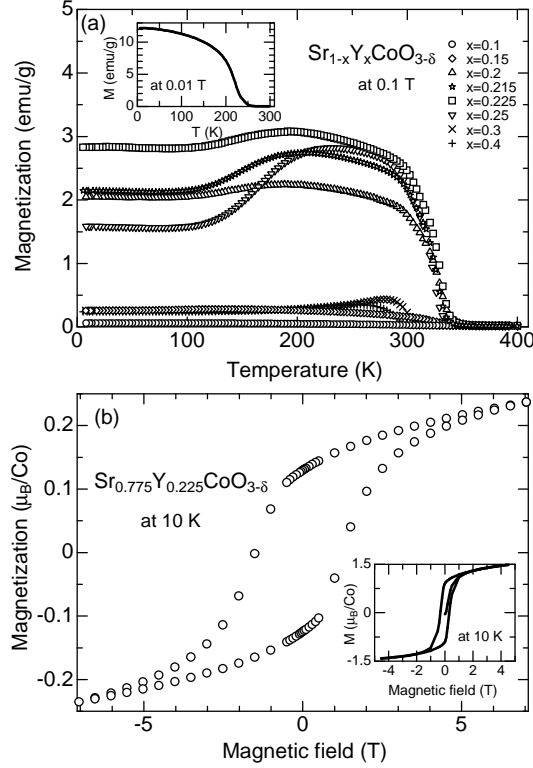


FIG. 1: (a) Magnetization versus temperature ($M(T)$) of $\text{Sr}_{1-x}\text{Y}_x\text{CoO}_{3-\delta}$ ($x = 0.1, 0.15, 0.2, 0.215, 0.25, 0.3$ and 0.4), (b) magnetization versus magnetic field ($M(H)$) of $\text{Sr}_{0.775}\text{Y}_{0.225}\text{CoO}_{3-\delta}$. The insets of Fig. 1(a) and (b) show $M(T)$ and $M(H)$ of $\text{Sr}_{0.775}\text{Y}_{0.225}\text{CoO}_3$, respectively.

30 min in a conventional cubic anvil-type high pressure apparatus.

The X-ray diffraction (XRD) of the sample was measured using a standard diffractometer with Fe K_α radiation as an X-ray source in the θ - 2θ scan mode. The resistivity was measured by a four-probe method, below room temperature (4.2-300 K) in a liquid He cryostat, and above room temperature (300-400 K) in an electronic furnace. The magnetization M was measured from 5 to 400 K by a commercial superconducting quantum interference device (SQUID, Quantum Design MPMS). We applied 0.01-0.1 T for the measurement of $M(T)$ data, and -7 to 7 T for $M(H)$ data.

III. RESULTS AND DISCUSSION

Figure 1(a) shows the magnetization of $\text{Sr}_{1-x}\text{Y}_x\text{CoO}_{3-\delta}$ at 0.1 T as a function of temperature. A tiny trace of a ferromagnetic transition is seen at 300 K for $x = 0.1$ and 0.15 , and a weak and broad peak is seen near 300 K for $x = 0.3$ and 0.4 , which is consistent with the literature [12, 13]. Surprisingly,

the samples only in a narrow compositional range of $0.2 \leq x \leq 0.25$ show large magnetization. The ferromagnetic transition temperature (T_c) is 335 K, which is, to our knowledge, the highest temperature in perovskite Co oxides.

The range of $0.2 \leq x \leq 0.25$ is quite singular, below which or above which the magnetization rapidly fades away. This makes a remarkable contrast with $\text{La}_{1-x}\text{Sr}_x\text{CoO}_3$, where T_c and magnetization continuously change with the Sr content. Thus, the observed ferromagnetism should not be attributed to the double-exchange mechanism.

The inset of Fig. 1(a) shows $M(T)$ of $\text{Sr}_{0.775}\text{Y}_{0.225}\text{CoO}_3$ annealed in high-pressure oxygen. We expect no oxygen vacancies ($\delta = 0$) for this sample. Thus the formal valence of Co is more than 3.7, and the magnetism seems to be dominated by the double exchange interaction between Co^{4+} and Co^{3+} . In fact, the observed ferromagnetic state is quite different from that in the oxygen-deficient samples: T_c is remarkably lower, but the magnetization is larger. These features are essentially similar to $M(T)$ of $\text{La}_{1-x}\text{Sr}_x\text{CoO}_3$ [6]. These differences clearly reveal that oxygen deficiency is essential to the peculiar room-temperature ferromagnetism.

Figure 1(b) shows the magnetic-field dependence of the magnetization ($M(H)$) of $\text{Sr}_{0.775}\text{Y}_{0.225}\text{CoO}_{3-\delta}$ at 10 K. At 7 T, the magnetization reaches $0.25 \mu_B/\text{Co}$. Although this value is somewhat smaller than that of $\text{La}_{1-x}\text{Sr}_x\text{CoO}_3$ (typically more than $1 \mu_B/\text{Co}$), it is large enough to regard as a bulk ferromagnetism, and is almost equal to that of polycrystalline sample of $\text{GdBaCo}_2\text{O}_{5.5}$ at 250 K [11, 12]. The inset of Fig. 1(b) shows $M(H)$ of $\text{Sr}_{0.775}\text{Y}_{0.225}\text{CoO}_3$ (the annealed sample) at 10 K in which the $M-H$ curve is quantitatively different from that in the non-annealed samples. These experimental facts further consolidate that the ferromagnetism in $\text{Sr}_{1-x}\text{Y}_x\text{CoO}_{3-\delta}$ is not caused by the double-exchange mechanism.

Figure 2(a) shows the XRD pattern of $\text{Sr}_{0.775}\text{Y}_{0.225}\text{CoO}_{3-\delta}$, which is consistent with Ref. [13]. All the peaks are indexed as a tetragonal cell with the lattice parameters of $a = 7.674 \text{ \AA}$ and $c = 15.342 \text{ \AA}$, except for small peaks of Y_2O_3 (at most 2%). The (103) peak around 26° clearly indicates the A-site ordered structure. Figure 2(b) shows the XRD pattern of $\text{Sr}_{0.775}\text{Er}_{0.225}\text{CoO}_{3-\delta}$, where all the peaks except for small peaks of Er_2O_3 (at most 4%) are again successfully indexed as a tetragonal cell. Additional small peaks for the (101) and (110) reflections are observed, which are further evidence for the A-site ordering. Since Y and Sr has a nearly identical scattering cross section, these peaks would be too weak to detect in Fig. 2(a). Note that the $(h00)$, $(0k0)$, $(00l)$ ($h, k, l \neq 2n$) peaks do not appear according to the extinction rule.

Figure 2(c) shows the R dependence of the (103) peak, which is a direct probe for the A-site ordering. Clearly, it appears above $x=0.2$, which exactly corresponds to the

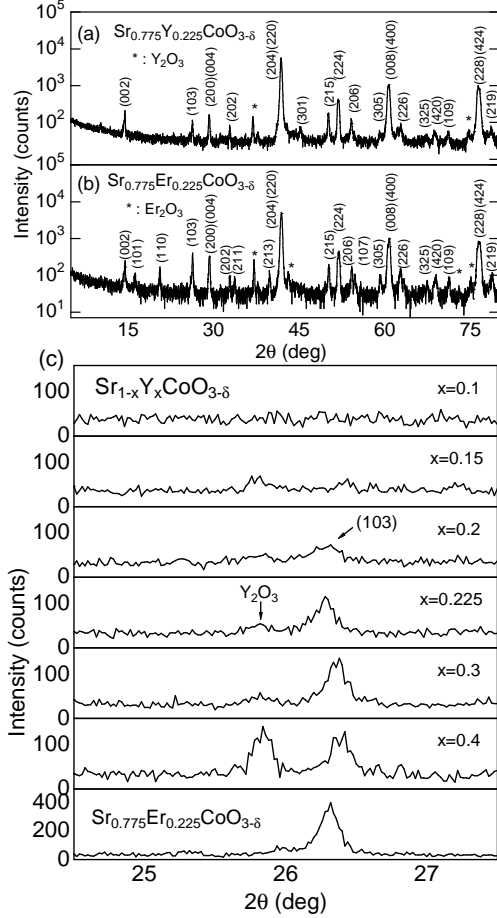


FIG. 2: X-ray diffraction patterns of (a) $\text{Sr}_{0.775}\text{Y}_{0.225}\text{CoO}_{3-\delta}$ and (b) $\text{Sr}_{0.775}\text{Er}_{0.225}\text{CoO}_{3-\delta}$. (c) X-ray diffraction patterns around 26° of $\text{Sr}_{1-x}\text{Y}_x\text{CoO}_{3-\delta}$ ($x = 0.1, 0.15, 0.2, 0.225, 0.3$ and 0.4) and $\text{Sr}_{0.775}\text{Er}_{0.225}\text{CoO}_{3-\delta}$.

emergence of the room-temperature ferromagnetism in this compound. Thus we conclude that the A-site ordering drives the ferromagnetism in the Co ions. This is the same situation as in the case of $\text{R}\text{BaCo}_2\text{O}_{5.5}$, where the ordering of R and Ba stabilizes the Co^{3+} ordering. Thus we think that the ferromagnetism in the present material would be driven by the orbital ordering, although the ordering pattern may be different because $\text{R}\text{BaCo}_2\text{O}_{5.5}$ shows a different XRD pattern. We further note that the peak is monotonically shifted to a higher degree with increasing x , indicating that the lattice parameter is systematically decreased by substitution of Y for Sr. This is a piece of evidence that Y and Sr makes a solid solution. However, the impurity Y_2O_3 peak grows above $x=0.3$, which could be an origin for the suppression of the ferromagnetism for $x > 0.3$.

Figure 3 shows the $M(T)$ of $\text{Sr}_{0.775}\text{R}_{0.225}\text{CoO}_{3-\delta}$ ($R = \text{Dy}, \text{Ho}$ and Er). Not only the Y-doped samples but also the other compounds exhibit a similar ferromag-

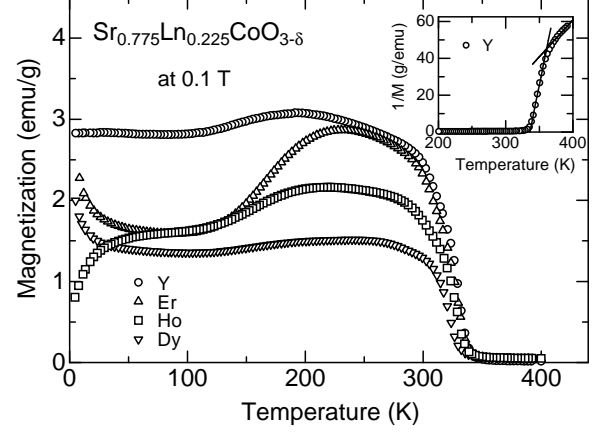


FIG. 3: Magnetization versus temperature of $\text{Sr}_{0.775}\text{R}_{0.225}\text{CoO}_{3-\delta}$ ($R = \text{Dy}, \text{Ho}$, and Er). The inset shows $1/M$ of $\text{Sr}_{0.775}\text{Y}_{0.225}\text{CoO}_{3-\delta}$.

netism below 335 K. This is consistent with the fact that $\text{Sr}_{0.775}\text{Er}_{0.225}\text{CoO}_{3-\delta}$ also shows the (103) peak in Fig. 2(c). This means that the magnetic moments of the lanthanides is irrelevant to the 335 K transition. The magnetization at low temperatures are, however, affected by the magnetic moment of Dy^{3+} , Ho^{3+} , and Er^{3+} . The inset of Fig. 3 shows $1/M$ of $\text{Sr}_{0.775}\text{Y}_{0.225}\text{CoO}_{3-\delta}$, in which a kink is observed at 360 K. A similar kink was observed in $1/M$ of $\text{TbBaCo}_2\text{O}_{5.5}$ at the orbital-ordering temperature [9].

Figure 4 shows the resistivity of $\text{Sr}_{1-x}\text{Y}_x\text{CoO}_{3-\delta}$. The temperature dependence of resistivity is nonmetallic, which is again incompatible with the double-exchange mechanism. For $0.2 \leq x \leq 0.25$ samples, a resistivity jump is seen at 360 K, which is close to T_c . A similar but larger jump was reported in the resistivity of $\text{GdBaCo}_2\text{O}_{5.5}$ [8, 12, 15]. The inset of Fig. 4 shows the resistivity of $\text{Sr}_{0.775}\text{Y}_{0.225}\text{CoO}_3$ annealed in the high-pressure oxygen. The resistivity shows metallic conduction with a kink at 250 K, which is very different from the resistivity of the non-annealed samples.

Now we discuss an origin of the room-temperature ferromagnetism in $\text{Sr}_{1-x}\text{Y}_x\text{CoO}_{3-\delta}$ ($0.2 \leq x \leq 0.25$). According to the chemical analyses in Ref. [13], δ is around 0.2 for $x=0.3$, determining the formal valence of Co to be +3.25. This means roughly 25% Co^{4+} are doped in this material. Thus one scenario is that a charge ordering of Co^{3+} and Co^{4+} causes the room-temperature ferromagnetism. This scenario is, however, unlikely to realize. Empirically, the charge ordering in the perovskite Mn oxides induces antiferromagnetic orders [1]. The B -site lattice in the ABO_3 perovskite structure is a simple cubic lattice, where the antiferromagnetic superexchange is expected between the ions of different valence. Thus the interaction between Co^{3+} and Co^{4+} should be antiferromagnetic. Another counterexample is that charge

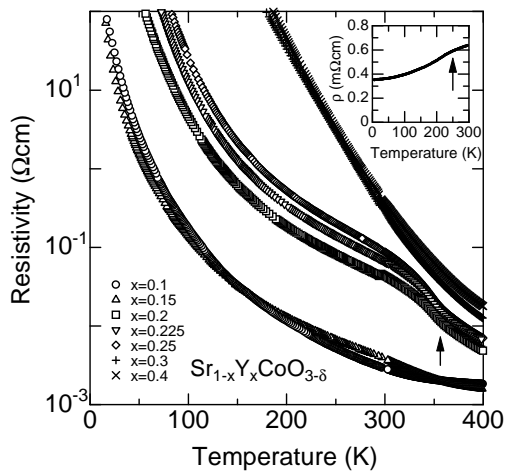


FIG. 4: The resistivity of $\text{Sr}_{1-x}\text{Y}_x\text{CoO}_{3-\delta}$ ($x = 0.1, 0.15, 0.2, 0.215, 0.225, 0.25, 0.3$, and 0.4). The arrow indicates the kink temperature in the inset of Fig. 3. The inset shows the resistivity of $\text{Sr}_{0.775}\text{Y}_{0.225}\text{CoO}_3$. The arrow indicates the Curie temperature.

ordered states often compete with metallic states [16], but the insulating state of the present material is highly robust in the wide range of x .

An alternative scenario is that holes are not doped into the Co sites (possibly localized near the Y sites or vacancies), and the Co valence is essentially trivalent. Then the ferromagnetism arises from the orbital ordering of the IS Co^{3+} ions, as in the case of $\text{RBaCo}_2\text{O}_{5.5}$, which naturally explains the several similarities to the ferromagnetism in $\text{RBaCo}_2\text{O}_{5.5}$ mentioned above. We further note that the resistivity is independent of x for $0.2 \leq x \leq 0.25$ and highly insulating, which supports that the carriers are not doped by the substitution of Y. More detailed structure analysis is indispensable to the elucidation of the microscopic mechanism, which should be explored in future studies.

Next, we will compare $\text{Sr}_{1-x}\text{Y}_x\text{CoO}_{3-\delta}$ with $\text{RBaCo}_2\text{O}_{5.5}$. The ferromagnetic order is highly robust down to 5 K in $\text{Sr}_{1-x}\text{Y}_x\text{CoO}_{3-\delta}$, and is the ground state of this system. According to the theory of orbital ordering [17], an antiferro-type orbital order favors a ferromagnetic order, and a ferro-type orbital order favors an antiferromagnetic order. Suppose the present compound be an insulator consisting of IS Co^{3+} . Then an orbital order will be antiferro-type,

and prevent formation of the e_g band, which drives a ferromagnetic order. Similar ferromagnetic states are seen in other orbital-ordered systems, such as K_2CuF_4 [17] and YTiO_3 [18]. In this context $\text{RBaCo}_2\text{O}_{5.5}$ is rather exceptional, in which the antiferromagnetic order is the ground state in spite of the antiferro-type orbital ordering. Thus the ferromagnetic state competes with the antiferromagnetic state in $\text{RBaCo}_2\text{O}_{5.5}$, which causes large magnetoresistance. Such a competition can explain why T_c is lower than T_c of $\text{Sr}_{1-x}\text{Y}_x\text{CoO}_{3-\delta}$.

Finally, we would like to add a few notes. (i) As a preliminary measurement, we measured the magnetoresistance of $\text{Sr}_{0.775}\text{Y}_{0.225}\text{CoO}_{3-\delta}$ at 300 K. The value is -0.5% at 7 T, which is very small compared with that of a typical giant magnetoresistance material. This suggests that the ground state is ferromagnetic and insulating, which is consistent with our orbital-ordering scenario. (ii) We examined an impurity effect, and observed that the ferromagnetism is quite susceptible against impurities, where only a 1%-substitution of Mn for Co destroys a half of the saturation magnetization. Such this result can not be understood from simple dilution effects, and could be attributed to the impurity effect on the orbital ordering [19]. This could be a reason why the $x = 0.3$ and 0.4 samples do not show ferromagnetism.

IV. SUMMARY

We have measured magnetic susceptibility and resistivity of $\text{Sr}_{1-x}\text{Y}_x\text{CoO}_{3-\delta}$ ($x = 0, 0.1, 0.15, 0.2, 0.225, 0.25, 0.3$ and 0.4), and have found that $\text{Sr}_{1-x}\text{Y}_x\text{CoO}_{3-\delta}$ for $0.2 \leq x \leq 0.25$ can be regarded as a room-temperature ferromagnet. The ferromagnetic transition temperature is approximately 335 K, which is the highest transition temperature among perovskite Co oxides. The magnetization of the $x = 0.225$ sample at 10 K is $0.25 \mu_B/\text{Co}$, which implies a bulk ferromagnet. We conclude that the ferromagnetic order is driven by the peculiar Y/Sr ordering. We expect that this material will open a new window to materials science of the A-site ordered Co oxides.

Acknowledgments

This work was partially supported by Grant-in-Aid for JSPS Fellows.

-
- [1] Y. Tokura, *Colossal Magnetoresistance Oxides* (Gordon and Breach, Amsterdam, 2000).
 - [2] For example, A. V. Narlikar (ed.), *Series of Studies of High-Temperature Superconductors* (NOVA Science, New York).

- [3] M. E. Lines, and A. M. Glass, *Principles and Applications of Ferroelectrics and Related Materials* (Oxford University Press, London, 2000).
- [4] M. A. Senaris-Rodriguez, and J. B. Goodenough, *J. Solid State Chem.* **116**, 224 (1995).

- [5] S. Tsubouchi, T. Kyomen, M. Itoh, and M. Oguni, Phys. Rev. B **69**, 144406 (2004).
- [6] M. Kriener *et al.*, Phys. Rev. B. **69**, 094417 (2004).
- [7] J. Androulakis, Pantelis Migiakis, and J. Giapintzakis, Appl. Phys. Lett. **84**, 1099 (2004).
- [8] A. A. Taskin, A. N. Lavrov, and Yoichi Ando, Phys. Rev. Lett. **90**, 227201 (2002).
- [9] Y. Moritomo *et al.*, Phys. Rev. B **61**, R13325 (2000).
- [10] M. Respaud *et al.*, Phys. Rev. B **64**, 214401 (2001).
- [11] I. O. Troyanchuk *et al.*, Phys. Rev. Lett. **80**, 3380 (1998).
- [12] I. O. Troyanchuk *et al.*, Phys. Rev. B **58**, 2418 (1998).
- [13] R. L. Withers, M. James, and D. J. Goossens, J. Solid State. Chem. **174**, 198 (2003).
- [14] D. J. Goossens, K. F. Wilson, M. James, A. J. Studer, and X. L. Wang, Phys. Rev. B **69**, 134411 (2004).
- [15] M. Kopcewicz *et al.*, J. Appl. Phys. **93**, 479 (2003).
- [16] H. W. Zandbergen, M. L. Foo, Q. Xu, V. Kumar, and R. J. Cava, Phys. Rev. B **70**, 024101 (2004).
- [17] D. I. Khomskii, and K. I. Kugel, Solid State Commun. **13**, 763 (1973).
- [18] I. V. Solov'ev, Phys. Rev. B **69**, 134403 (2004).
- [19] Y. Motome, N. Furukawa, and N. Nagaosa, Phys. Rev. Lett. **91**, 167204 (2003).