

Can Non-Linear Elasticity Explain Contact-Line Roughness at Depinning?

Pierre Le Doussal, Kay Jörg Wiese

CNRS-Laboratoire de Physique Théorique de l'Ecole Normale Supérieure, 24 rue Lhomond 75005 Paris, France

Elie Raphael¹ and Ramin Golestanian²

¹Laboratoire de Physique de la Matière Condensée, Collège de France, 11 place Marcelin Berthelot, 75005 Paris, France

²Institute for Advanced Studies in Basic Sciences, Zanjan 45195-159, Iran

We examine whether cubic non-linearities, allowed by symmetry in the elastic energy of a contact line, may result in a different universality class at depinning. Standard linear elasticity predicts a roughness exponent $\zeta = 1/3$ (one loop), $\zeta = 0.388 \pm 0.002$ (numerics) while experiments give $\zeta \approx 0.5$. Within functional RG we find that a non-local KPZ-type term is generated at depinning and grows under coarse graining. A fixed point with $\zeta \approx 0.45$ (one loop) is identified, showing that large enough cubic terms increase the roughness. This fixed point is unstable, revealing a rough strong-coupling phase. An experimental test is proposed at contact angle θ near $\pi/2$, where cubic terms vanish; thus the linear-elasticity class should be recovered.

Experiments measuring the roughness of the contact line of a fluid wetting a disordered solid substrate have consistently found a value $\zeta \approx 0.5$ for the roughness exponent. This result is highly reproducible from superfluid Helium [1] to viscous glycerol-water mixtures [2], and in situations which can rather convincingly be argued to be at or at least very near the depinning transition. Explaining this high value for ζ poses a theoretical challenge. It may result in a broader understanding of the depinning transition in other systems as well, since similar values are also measured in cracks [3].

The simplest elastic model of a contact line [4] consists of an effective elastic energy, quadratic in the height field $h(x)$ (displacement in the solid plane), with non-local dispersion $c|q|$ (long-range elasticity) due to the surface tension of the fluid meniscus. Substrate inhomogeneities are modeled by a random-field disorder coupling to $h(x)$. The resulting model for the depinning transition of an elastic manifold (generalized to d internal dimensions, here $d = 1$) has been extensively studied, and the predictions debated for some time. Functional RG (FRG) methods were developed initially to one loop [5] yielding a prediction $\zeta = \epsilon/3$ to all orders, here $\epsilon = 2 - d$, identical to the statics of random field. Numerical simulations gave conflicting results. Recently however, the situation has been clarified: Careful analysis of the theory beyond one loop revealed new irreversible terms in the RG which clearly distinguish statics and depinning, and yield $\zeta = \epsilon/3(1+0.397\epsilon)+O(\epsilon^3)$ [6]. Novel high-precision numerical algorithms found [7] $\zeta = 0.388 \pm 0.002$ midway between the one- and two-loop results. This value is too low to account for the experiments.

Various mechanisms have been proposed [8] to account for the higher observed values, such as lateral waves or plastic-type dynamics. It is unclear whether any of them are universal enough to explain the robustness of the experiments. More complex dissipation mechanism may be at play but they should not be important for the roughness if, as believed [2], the experiment is in the regime of quasi-static depinning.

Before abandoning the elastic model altogether, one must first check for neglected effects. It has been known for some time, in the context of conventional depinning with linear elasticity cq^2 , that there is another universality class, so-called anisotropic depinning [9, 10, 11]. There, a non-linear Kardar-

Parisi-Zhang (KPZ) term $\lambda(\nabla h)^2$ becomes relevant, resulting in a singular dependence of the threshold force upon rotation of the contact line in the plane. That such a dissipative term is generated in the equation of motion at finite velocity $v > 0$ is straightforward, and it was shown recently within the FRG that it survives [12] even at quasi-static depinning $v \rightarrow 0^+$, provided anisotropy exists in the substrate disorder or in the motion of the manifold. It was argued in [11], and verified within FRG [12] that rotational invariance forbids this term. Although Ref. [12] showed that a larger exponent was possible for long-range elasticity, an explanation based on this term alone remains problematic.

A crucial difference between contact-line depinning and the usual one is that at contact angles different from $\theta = \pi/2$ the symmetry $h \rightarrow -h$ is absent. Thus the elastic energy contains cubic non-linear and non-local terms. The equation of motion thus contains non-linear terms breaking this symmetry, even in the absence of a driving force [13]. Being different in nature from the conventional dissipative KPZ term, it is important to understand their effect at quasi-static depinning. Their effect in the moving phase has been recently investigated [13], and found to lead to a roughening transition analyzed in connection with the development of a Landau-Levich film.

The aim of this letter is to examine whether non-linear terms in the energy may result in a different universality class at depinning. Although naively irrelevant, they do generate at depinning a non-local KPZ-type term which grows under coarse-graining. We find via a FRG calculation two possible phases separated by a fixed point at a critical value of the disorder. Interestingly, the roughness exponent at this critical point is, within one-loop accuracy, $\zeta \approx 0.45 > 1/3$. Although we do not control the rough phase at strong disorder, this shows that ζ can be increased by non-linear terms. This growing non-local term also arises in the moving phase, with similar features and an exponent $\zeta \approx 0.27$. As an experimental test we propose to study the system for interfaces with contact angles in the vicinity of $\theta = \pi/2$, the point where cubic terms vanish.

Let us describe the model of Ref. [4, 13] for a fluid wetting a flat solid in coordinates suitable for any (global) equilibrium contact angle $\theta = \theta_e$, see Fig. 1. The liquid-air interface (LA) is denoted by $\{x, y, z(x, y)\}$ (flat when $z(x, y) = 0$), the flat

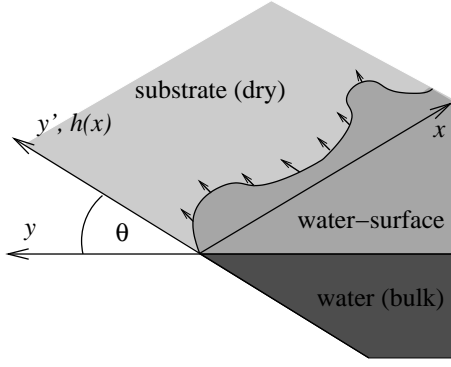


FIG. 1: The geometry of the contact-line.

solid (S) surface by $\{x, y, -y \tan \theta\}$. They meet at the contact line $y = h(x) \cos \theta$, included in (S), the boundary condition $z(x, y = h(x) \cos \theta) = -h(x) \sin \theta$. The total energy is $E = E_{LA} + E_{SL}$ with:

$$E_{LA}[z] = \gamma_{LA} \int dx \int_{y > h(x) \cos \theta} dy A[z(x, y)] \quad (1)$$

$$E_{SL} = \int dx \int_{y' > h(x)} dy' \gamma(x, y'), \quad (2)$$

$$\eta \partial_t h_{k,t} = -c(k) h_{k,t} - \frac{1}{2} \int_q [\lambda_2(q, k-q) + \lambda_3(-k, q) + \lambda_3(-k, k-q)] h_{q,t} h_{k-q,t} + \int_x [F(x, h(x) + vt) + f - \eta v] e^{-ikx} \quad (4)$$

where the pinning force has correlator $\overline{F(x, h)F(x', h')} = \delta^d(x - x') \Delta(h - h')$, and a thermal noise may be added. In view of later RG calculations, we slightly generalize the model, defining (with normalized vectors $\hat{q} = q/|q|$):

$$\lambda_i(q_1, q_2) = |q_1|^\alpha |q_2|^\alpha f_i(\hat{q}_1 \cdot \hat{q}_2) \quad (5)$$

$$c(q) = c_\alpha |q|^\alpha.$$

The physical case of the contact line corresponds to $\alpha = 1$. For reasons detailed below we consider the parameterization:

$$f_2(z) = \lambda_3(1 + g(z)) + \lambda_0$$

$$f_3(z) = \lambda_3(1 + g(z)), \quad (6)$$

where $g(z) = z$. (Below a more general odd function $g(z)$ is considered with $g(-1) = -1$).

This equation of motion is indeed obtained starting from the simplest case, which assumes fast relaxation of the meniscus and dissipation via molecular jumps [13, 16]:

$$\frac{\eta \partial_t h(x, t)}{\sqrt{1 + (\partial_x h)^2}} = \frac{-\delta E[h]}{\delta h(x, t)}$$

$$= \gamma [\cos \theta(x, t) - \cos \theta_e] + \tilde{\gamma}(x, h(x, t)), \quad (7)$$

where η is a dissipative coefficient (note that the above equation neglects viscous hydrodynamic losses inside the moving liquid wedge [17]).

At zero or vanishingly small velocity, i.e. at the depinning threshold, the non-linearity $(\partial_x h)^2$ on the left-hand side can

where $A = \sqrt{1 + (\partial_x z)^2 + (\partial_y z)^2}$ gives the LA area, and the wetting area energy density $\gamma = \gamma_{SL} - \gamma_{AS}$ is a random function of the in-plane position ($y' = y / \cos \theta$). Minimizing the LA interface energy E_{LA} for fixed $h(x)$ yields the equilibrium profile $z_h(x, y)$, and one can show that the relation between force and contact angle holds locally, i.e. $\delta E_{LA}[z_h] / \delta h(x) = \gamma_{LA} \cos \theta(x)$. One then defines the equilibrium contact-angle value θ_e through the average force, i.e. through $\gamma(x, y') = \gamma_{LA} \cos \theta_e + \tilde{\gamma}(x, y')$ with $\tilde{\gamma}(x, y') = 0$.

Expansion of $E_{LA}[z_h]$ up to third order in h proceeds by solving $\nabla^2 z_h = 0$ in the form $z_h(x, y) = \int_q \alpha_q e^{iqx - |q|y}$. Solving for the boundary conditions and inserting in $E_{LA}[z_h]$ yields, up to terms of $O(h^4)$:

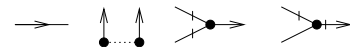
$$E_{LA}[h] = \frac{c_1}{2} \int_q |q| h_q h_{-q} + \frac{\lambda}{2} \int_{q,k} [|q||k| + qk] h_k h_q h_{-q-k} \quad (3)$$

with $c_1 = \gamma \sin^2(\theta)$, $\lambda = c_1 \cos(\theta)$. The form of the cubic term $e_{q_1, q_2, q_3} h_{q_1} h_{q_2} h_{q_3}$, $\sum q_i = 0$, with $e_{q_1, q_2, q_3} \sim \sum_{i < j} q_i q_j \Theta(q_i q_j)$ is the only possibility imposing that e is symmetric, homogeneous of degree 2, and vanishes for $q_1 = 0$ (invariance under a uniform shift $h(x) \rightarrow h(x) + cst$). As expected the symmetry $h_k \rightarrow -h_k$ is restored for $\theta = \pi/2$ where $\lambda = 0$.

To the same order the general form of the equation of motion (EOM) is:

be neglected to this order, and using the form (3) one finds (4) and (6) with $\lambda_3 = \lambda$, $\lambda_0 = 0$ and $F(x, h) = \tilde{\gamma}(x, h)$. These are the microscopic (bare) values, and we show below that the form given in (5) and (6) is preserved under RG at depinning. The crucial point is that, while forbidden at the bare level by the potential form of the EOM $\eta \partial_t h = -\delta E / \delta h$, a non-zero and positive value for λ_0 will be generated *beyond the Larkin length* from the non-analyticity of the renormalized force correlator. It corresponds to the generation of a *non-local* KPZ-type term. The case of a more complicated dynamics is mentioned below. We now focus on the analysis of (4).

FRG starts by calculating the 1-loop corrections to (4) and its associated dynamical action, perturbatively in $\Delta(h)$ and the λ_i . Graphical rules are given in Fig. 2. The graphs representing the corrections to c_α , λ_i , $\Delta(h)$ and η are shown in Fig. 3. To illustrate the main ideas, we explain how the first correction to c_α is computed. It is the sum of two contribu-

FIG. 2: The graphical rules: Propagator, disorder vertex, non-linearity $\sim \lambda_2$ and non-linearity $\sim \lambda_3$.

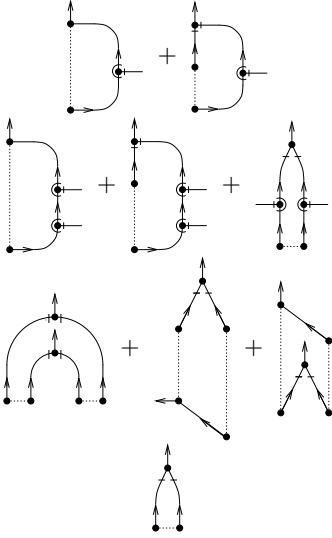


FIG. 3: The diagrams correcting c_α (first line), λ_i (second line), $\Delta(h)$ (third line) and η (last line). Only diagrams proportional to λ_i are shown.

tions (see Fig. 4):

$$\delta c(p) = \frac{-\Delta'(0^+)}{c_\alpha^2} \int_k \frac{|k|^\alpha |p|^\alpha}{|k+p|^\alpha |k|^\alpha} f_2(\hat{k} \cdot \hat{p}) + \frac{|p|^\alpha}{|k|^\alpha} f_3(\hat{p} \cdot \hat{q}), \quad (8)$$

where $q = -(p+k)$. These are depicted on Fig. 4 in the order of their appearance in (8). Denominators originate from time integrals of the bare response $R_{k,t} = (\eta)^{-1} e^{-c_\alpha |k|^\alpha t / \eta} \Theta(t)$, while numerators come from the cubic vertices. The factor $\Delta'(0^+)$ is $\Delta'(v(t-t'))$, taken in the limit of $v \rightarrow 0^+$ and is non-vanishing only when the cusp is formed, i.e. beyond the Larkin length. Expanding in vanishing external momentum p yields:

$$\delta c_\alpha = -\frac{\Delta'(0^+)}{c_\alpha^2} \int_k \frac{1}{|k|^\alpha} \langle f_2(z) + f_3(-z) \rangle, \quad (9)$$

where $\langle f(z) \rangle$ denotes the angular average $\sim \int_{-1}^1 dz (1-z^2)^{\frac{d-3}{2}} f(z)$ (with $\langle 1 \rangle = 1$). Appearance of the combination $\langle f_2(z) + f_3(-z) \rangle = 2\lambda_3 + \lambda_0$ for arbitrary odd $g(z)$ in all graphs is a general feature and yields the (re)definition of the vertex explained in Fig. 4. It gives the “anomalous” correction (i.e. resulting from the cusp) to c_α to which the second one of Fig. 3 must be added giving:

$$\frac{\delta c_\alpha}{c_\alpha} = (2\lambda_3 + \lambda_0) \left[\frac{\Delta'(0^+)}{c_\alpha^3} \int_k k^{-\alpha} - \frac{\Delta(0)}{c_\alpha^4} \lambda_0 \int_k \right]. \quad (10)$$

One easily show that there is no correction to the non-linear vertex function $f_3(z)$ because that would involve necessarily

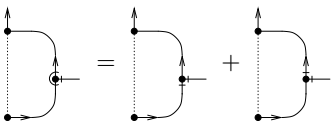


FIG. 4: The first diagram from Fig. 3 correcting c_α , see (8).

another f_3 vertex with an external u leg at zero external momentum, yielding $f_3(-1) = 0$ (which remains true since there is no mechanism to correct it). Thus one finds $\delta\lambda_3 = 0$. In the graphs correcting f_2 (second line of Fig. 3) appearance of the above-mentioned combination implies that only the uniform part of f_2 , i.e. λ_0 is corrected, with the result:

$$\delta\lambda_0 = (2\lambda_3 + \lambda_0)^2 \left[-2 \frac{\Delta'(0^+)}{c_\alpha^3} \int_k k^{-\alpha} + 3 \frac{\Delta(0)}{c_\alpha^4} \lambda_0 \int_k \right]. \quad (11)$$

While in standard (thermal) KPZ the two corresponding diagrams have opposite sign because of the derivatives and λ is uncorrected (a consequence of Galilean invariance), here the presence of *absolute values* of the momenta results in the same sign.

Corrections to disorder (line 3 of Fig. 3) are the same as in [12]. Power counting then leads to the definitions:

$$\tilde{\Delta}(h) = \Lambda_l^{d-2\alpha+2\zeta} c_\alpha^{-2} \Delta(h\Lambda_l^{-\zeta}) \quad (12)$$

$$\tilde{\lambda}_i = \Lambda_l^{\alpha-\zeta} c_\alpha^{-1} \lambda_i, \quad (13)$$

where $\Lambda_l = \Lambda e^{-l}$ is the running UV cutoff (e.g. in a Wilson approach). One finally obtains the following set of FRG equations (with $\epsilon = 2\alpha - d$):

$$\begin{aligned} \partial_l \ln c_\alpha &= \tilde{\Delta}'(0^+) (2\tilde{\lambda}_3 + \tilde{\lambda}_0) - \tilde{\Delta}(0) (2\tilde{\lambda}_3 + \tilde{\lambda}_0) \tilde{\lambda}_0 \\ \partial_l \ln \tilde{\lambda}_3 &= \zeta - \alpha - \partial_l \ln c_\alpha \\ \partial_l \tilde{\lambda}_0 &= (\zeta - \alpha - \partial_l \ln c_\alpha) \tilde{\lambda}_0 - 2\tilde{\Delta}'(0^+) (2\tilde{\lambda}_3 + \tilde{\lambda}_0)^2 \\ &\quad + 3\tilde{\Delta}(0) \tilde{\lambda}_0 (2\tilde{\lambda}_3 + \tilde{\lambda}_0)^2 \\ \partial_l \tilde{\Delta}(h) &= (\epsilon - 2\zeta - 2\partial_l \ln c_\alpha) \tilde{\Delta}(h) + \zeta h \tilde{\Delta}'(h) \\ &\quad + \frac{1}{2} \tilde{\Delta}(h)^2 \tilde{\lambda}_0^2 - [\tilde{\Delta}'(h)^2 + \tilde{\Delta}''(h) (\tilde{\Delta}(h) - \tilde{\Delta}(0))] \\ \partial_l \ln \eta &= \frac{1}{2} \tilde{\Delta}'(0^+) \tilde{\lambda}_0 - \tilde{\Delta}''(0^+). \end{aligned} \quad (14)$$

These FRG flow equations admit the standard attractive depinning fixed point corresponding to linear elasticity (so called isotropic IS depinning class): $\tilde{\lambda}_3 = \tilde{\lambda}_0 = 0$ and $\tilde{\Delta}_{\text{IS}}^*(h)$ with $\zeta = \epsilon/3$ to this order (corrected at two loops). It is in fact a family of fixed points since $\rho^2 \tilde{\Delta}_{\text{IS}}^*(h/\rho)$ is also FP. To order ϵ , this FP is stable to adding a small non-zero λ_3, λ_0 which have linear eigenvalue $\zeta - \alpha$. This FP thus controls a phase with small λ_0 and λ_3 . λ_0 is generated from λ_3 beyond the Larkin length and the ratio λ_0/λ_3 goes to a constant in this phase.

We found a second fixed point which controls at given disorder the transition between the small $\tilde{\lambda}_0$ phase and a large $\tilde{\lambda}_0$ regime (strong coupling). One easily sees that the ratio $\tilde{\lambda}_3/\tilde{\lambda}_0$ flows to zero at this transition. To look for the FP one can thus set $\tilde{\lambda}_3 = 0$ and redefine $\hat{\Delta}(h) = \lambda_0^2 \tilde{\Delta}(h/\lambda_0)$, yielding:

$$\begin{aligned} \partial_l \hat{\Delta}(h) &= [\epsilon - 2\hat{\zeta} - 2\hat{\Delta}'(0^+) + 2\hat{\Delta}(0)] \hat{\Delta}(h) + \hat{\zeta} h \hat{\Delta}'(h) \\ &\quad + \frac{1}{2} \hat{\Delta}(h)^2 - [\hat{\Delta}'(h)^2 + \hat{\Delta}''(h) (\hat{\Delta}(h) - \hat{\Delta}(0))] \\ \hat{\zeta} &= \alpha + 3\hat{\Delta}'(0^+) - 4\hat{\Delta}(0) \end{aligned} \quad (15)$$

with $\partial_l \ln \tilde{\lambda}_0 = \zeta - \hat{\zeta}$. Numerically solving these equations we found a positive short-ranged fixed-point function $\hat{\Delta}^*(h) = \epsilon f_a(h)$, where f_a depends only on the ratio $a = \alpha/\epsilon$; the associated value for the roughness exponent is

$$\zeta = 0.450512\epsilon \quad (16)$$

for $a = 1$, which should be compared to the value $\zeta_{\text{IS}} = \epsilon/3$ to the same 1-loop accuracy, demonstrating the increase in the roughness exponent due to non-linearities. If we assume the same relative increase of ζ due to the higher-loop corrections [6] from $1/3$ to the observed $\zeta_{\text{IS}} \approx 0.388 \pm 0.002$ [7], we would obtain here $\zeta \approx 0.53$, tantalizingly close to the experiments. The dynamical exponent is $z = \alpha + \partial_l \ln(\eta/c)$, i.e. $z = 1 - 0.205213\epsilon$ yielding $z = 0.79487$ for the physical case. As for anisotropic depinning, a third exponent is necessary here, $\psi = -\partial_l \ln c_\alpha = 0.170449\epsilon$, and scaling yields the correlation length exponent $\nu = 1/(\alpha - \zeta + \psi)$ and the velocity-force exponent $\beta = \nu(z - \zeta) \approx 0.478$ such that $v \sim (f - f_c)^\beta$. This fixed point is unstable in one direction (leading eigenvalues $\mu_1 = 0.938$ and $\mu_2 = -1.23$) consistent with the existence of two phases. The strong-coupling phase cannot be accessed by the present method, but it is likely that the increase of the roughness exponent persists there. Since this FP is attractive in all other directions it is also possible that the experiments may be susceptible to a very long crossover dominated by this FP. This can be tested by careful numerical integration of the present FRG equations, not attempted here.

The FRG equations (14) have been derived within a double expansion in ϵ and α . The question arises of whether operators with more non-local derivatives $|\nabla|^\alpha h \sim |k|^\alpha h$ are indeed irrelevant, as suggested by power-counting. A detailed analysis shows that in the space of perturbations where one adds to $\Delta(h_{xt} - h_{xt'})$ the two functions $\Delta_{2s}(h_{xt} - h_{xt'}) (|\nabla|^\alpha h_{xt} + |\nabla|^\alpha h_{xt'}) + \Delta_{2u}(h_{xt} - h_{xt'}) (|\nabla|^\alpha h_{xt} - |\nabla|^\alpha h_{xt'})$, the largest eigenvalue is -0.12 (for $\epsilon = \alpha = 1$), indicating no additional instability of the fixed point. These terms arise at the bare level for a more complicated dynamics, but should not change the result in the quasi-static limit considered here. A more detailed analysis is carried out in [14].

We now sketch the analysis of the moving case, very near depinning, $v > 0$ small, more details will be given in [14]. Since the generation of λ_0 is a new feature, we reexamine the analysis of [13]. At large scales in the moving phase the quenched pinning force acts as a (thermal) white noise of strength $2D$ (notation as in [13]) and thus η is uncorrected.

Using the same parameterization as above we find [15]:

$$\begin{aligned} \partial_l \ln r &= -\frac{1}{4}g(1+2r)^2 \\ \partial_l \ln \tilde{c}_\alpha &= z - \alpha - \frac{1}{4}g(1+2r) \\ \partial_l \ln \tilde{\lambda}_0 &= z + \zeta - 2\alpha + \frac{1}{4}g(1+2r)^2 \\ \partial_l \ln \tilde{D} &= z - d - 2\zeta + \frac{1}{8}g \\ \partial_l g &= -(d+\alpha)g + g^2 \left[\frac{1}{8} + \frac{3}{4}(1+2r) + \frac{1}{2}(1+2r)^2 \right] \end{aligned} \quad (17)$$

where we have defined $\tilde{c}_\alpha = c_\alpha \Lambda_l^{\alpha-z}$, $\tilde{\lambda}_i = \lambda_i \Lambda_l^{2\alpha-(z+\zeta)}$ ($i = 0, 3$), $\tilde{D} = D \Lambda_l^{d+2\zeta-z}$, $g = \tilde{c}_\alpha^{-3} \tilde{\Delta}(0) \tilde{\lambda}_0^2$, and $r = \tilde{\lambda}_3/\tilde{\lambda}_0$. These equations exhibit a weak-coupling phase controlled by the $g = 0$ attractive fixed point (which, in the physical case corresponds to logarithmic roughness $\zeta = 0$) and a strong-coupling phase. They are separated by a FP at $g = g^* = \frac{8}{11}(d+\alpha)$, with *universal* values for the exponents $z = \alpha + \frac{2}{11}(d+\alpha)$ and $\zeta = \frac{\alpha-d}{2} + \frac{3}{11}\frac{d+\alpha}{2}$, i.e. for $\alpha = d = 1$:

$$\zeta \approx 0.273 \quad , \quad z \approx 1.364 \quad . \quad (18)$$

This rather low value for ζ suggests that a scenario based on a slowly moving contact line is not adequate to explain the experimentally observed roughness.

In conclusion, we have examined using RG the effect of non-linear elasticity for the contact line at and near depinning. We found that even for isotropic disorder, a non-local KPZ term is generated and may, for large enough bare non-linear elasticity and disorder, destabilize the standard linear-elasticity depinning fixed point, yielding values for the roughness exponent compatible with experiments. This scenario could be tested by high-precision numerics. We also propose to test it experimentally (by carefully choosing the fluid and the solid substrate [18]), since the non-linear terms in the elastic energy of the contact line vanish at $\theta = \pi/2$, such that the contact-line roughness should then decrease.

We thank C. Guthmann, W. Krauth, S. Moulinet, E. Rolley, A. Rosso and T. Vilmin for interesting discussions.

-
- [1] A. Prevost, E. Rolley, C. Guthmann, Phys. Rev. B **65**, 064517 (2002).
 - [2] S. Moulinet, C. Guthmann and E. Rolley, Eur. Phys. J. E **8**, 437 (2002). S. Moulinet et al., Phys. Rev. E **69**, 035103 (2004).
 - [3] A. Deleplace et al., Phys. Rev. E **60**, 1337 (1999).
 - [4] J.F. Joanny and P.G. De Gennes, J. Chem. Phys. **81**, 552 (1984).
 - [5] D. Ertas and M. Kardar, Phys. Rev. E **49**, 2532 (1994).
 - [6] P. Chauve, P. Le Doussal and K.J. Wiese, Phys. Rev. Lett. **86**, 1785 (2001). P. Le Doussal, K.J. Wiese and P. Chauve, Phys. Rev. B **66**, 174201 (2002).
 - [7] A. Rosso and W. Krauth, Phys. Rev. E **65**, R025101 (2002).
 - [8] E. Bouchaud et al., J. Mech. Phys. Solids **50**, 1703 (2002).
 - [9] L.A.N. Amaral, A. Barabasi and H.E. Stanley, Phys. Rev. Lett. **73**, 62 (1994).
 - [10] A. Rosso and W. Krauth, Phys. Rev. Lett. **87**, 187002 (2001).
 - [11] L.-H. Tang, M. Kardar and D. Dhar, Phys. Rev. Lett. **74**, 920 (1995).
 - [12] P. Le Doussal and K.J. Wiese, Phys. Rev. E **67**, (2003) 016121.
 - [13] R. Golestanian and E. Raphael, Europhys. Lett. **55**, 228 (2001); Erratum, Europhys. Lett. **57**, 304 (2002); Phys. Rev. E **67**, 031603 (2003).
 - [14] P. Le Doussal, K.J. Wiese, unpublished.
 - [15] Additional non-potential terms appearing at $v > 0$ are found to be irrelevant (as compared to λ_0) if v is small enough, hence (17) is restricted to small v .
 - [16] T. Blake in *AICChE International Symposium on the mechanics of thin film coating* (New Orleans, 1988).
 - [17] P.G. de Gennes, Rev. Mod. Phys. **57**, 827 (1985).
 - [18] P.-G. de Gennes et al., *Capillarity and Wetting Phenomena: Drops, Bubbles, Pearls, Waves* (Springer, 2003).
 - [19] Erik Schäffer and Po-zen Wong, Phys. Rev. E **61**, 5257 (2000)