

Maximum Entropy and the Variational Method in Statistical Mechanics: an Application to Simple Fluids

Chih-Yuan Tseng* and Ariel Caticha†

Department of Physics, University at Albany-SUNY
Albany, NY 12222 USA

Abstract

We use the method of Maximum Entropy (ME) as a technique to generate approximations. In a first use of the ME method the “exact” canonical probability distribution of a fluid is approximated by that of a fluid of hard spheres and ME is used to select an optimal value of the hard-sphere diameter. These results coincide with the results obtained using the Bogoliubov variational method. The ME method, however, goes beyond the variational method in that it quantifies the extent to which non-optimal values of the hard-sphere diameter are ruled out. A more refined use of the ME method approximates the “exact” distribution by a statistical mixture of distributions corresponding to hard spheres of different diameters and leads to a considerable improvement in accounting for the soft-core nature of the interatomic potential. As an example, the radial distribution function and the equation of state for a Lennard-Jones fluid (Argon) are compared with results from molecular dynamics simulations.

1 Introduction

The method of Maximum Entropy as advocated by Jaynes (MaxEnt) is a method to assign probabilities on the basis of partial information [1]. The core of the MaxEnt method resides in interpreting entropy, through the Shannon axioms, as a measure of the “amount of uncertainty” or of the “amount of information that is missing” in a probability distribution. This was an important step forward because it extended the applicability of the notion of entropy far beyond its original roots in thermodynamics but it was not entirely free from objections. For example, one problem is that the Shannon axioms refer to probabilities of discrete variables; the entropy of continuous distributions was

*E-mail: richard@pooh.phy.ncu.edu.tw

†E-mail: ariel@albany.edu

not defined. A second, perhaps more serious problem is that other measures of uncertainty were subsequently found. This immediately raised the question of which among the alternatives should one choose and motivated attempts to justify the method of maximum entropy directly as a method of inductive inference without referring to any specific measure of uncertainty [2]-[7]. What eventually emerged is an extended form of the method of Maximum Entropy, which we abbreviate as ME to distinguish it from the original MaxEnt. The core of ME is a concept of (relative) entropy that reduces to the usual entropy in the special case of a uniform prior or uniform background measure and that does not require an interpretation in terms of heat, disorder, uncertainty, or even in terms of an amount of information: in the context of ME *entropy needs no interpretation*.

The ME method is designed for updating from a prior probability distribution (which often happens to be uniform) to a posterior distribution when new information in the form of constraints becomes available [8]. The chosen posterior distribution should coincide with the prior as closely as possible: ME implements those minimal changes that are required to satisfy the new constraints. The significance of this development, which is briefly outlined in section 2, is that it allows one to tackle problems lying beyond the restricted scope of MaxEnt [9].

The purpose of this paper is to develop the use of ME as a method to generate approximations [10]. A common problem is that our beliefs and our knowledge are often represented by probability distributions that are too complicated to be useful for practical calculations and we need to find more tractable approximations. One solution is to identify a family of trial distributions and select the member of the family that is “closest” to the “exact” distribution. This is an example of a problem beyond the reach of MaxEnt that is precisely of the kind that ME is designed to solve – just maximize the appropriate relative entropy. As a simple illustration, in section 2, the ME method is applied to trial distributions of the canonical Boltzmann-Gibbs form. The result, when expressed in terms of free energies, is recognized as the Bogoliubov variational principle [13], which is now seen as a special case of ME [14].

In the bulk of the paper we explore the use of the ME method to generate approximations for simple classical fluids. The study of classical fluids is an old and mature field. There exist extensive treatments in many excellent books and reviews [15]-[17]. Our main goal is to use this well-explored but still non-trivial field as a testing ground for further development of the ME method; a secondary goal is to contribute to the study of the fluids themselves.

The success or failure of the method hinges on choosing a family of trial distributions that incorporates the information that is relevant to the problem of interest. In our problem – simple fluids – it turns out that their structure is dominated, particularly at liquid densities, by the short-range repulsions between molecules. The effects of the long-range attractions are averaged over many molecules and are less important, except at low densities. Accordingly we choose a fluid of hard spheres [15]-[17] as our (almost) tractable trial model (section 3). The ME method is then used (section 4) to select the optimal value

of the hard-sphere diameter. This is equivalent to applying the Bogoliubov variational principle and reproduces the results obtained by Mansoori et al. [18] using a variational principle justified by a very different argument. As we shall see, however, these results are not totally satisfactory because information that is physically relevant has been overlooked: the actual molecules are not hard spheres.

Alternative approaches to the study of fluids include perturbation theory. In such schemes the intermolecular potential u is written as $u_0 + \delta u$, where u_0 is a strong short-range repulsion, which is eventually replaced by a hard-sphere potential u_{hs} , and δu is a long-range attraction treated as a perturbation. At high densities first order theory is quite accurate but at lower densities higher-order corrections must be included. There are several proposals for how to separate u into u_0 and δu , for choosing the particular stage in the calculation where u_0 is replaced by u_{hs} , and also for choosing the best hard-sphere diameter. The most successful are those by Barker and Henderson [15] and by Weeks, Chandler and Andersen (WCA) [19]. The latter succeeds in using the hard-sphere potential u_{hs} while effectively representing some of the effects of the soft-core potential u_0 . For a recent discussion of some of the strengths and limitations of the perturbative approach see [20].

An advantage of the variational and the ME methods over the perturbative approaches is that there is no need for ad hoc criteria dictating how to separate u into u_0 and δu , and how to choose a hard-sphere diameter. On the other hand the standard variational approach fails to take the softness of the repulsive core into account, and leads, at high temperatures, to results that are inferior to the perturbative approaches. As we shall see below however this limitation does apply to the ME method.

The standard variational approach allows one to select the optimal value of a parameter, in this case the hard-sphere diameter; all non-optimal values are ruled out. But, as discussed in [7, 21], the ME method allows one to quantify the extent to which non-optimal values should contribute. In this more complete use of the ME method (presented in section 5) the “exact” probability distribution of the fluid is approximated by a statistical mixture of distributions corresponding to hard spheres of different diameters. This is a rather simple and elegant way to take into account the fact that the actual atoms are not hard spheres. The full ME analysis leads to significant improvements over the variational method.

In section 6 we test our method by comparing its predictions for a Lennard-Jones model for Argon with the numerical molecular dynamics simulation data obtained by Verlet [22]. We find that the ME predictions for thermodynamic variables and for the radial distribution function are considerable improvements over the standard Bogoliubov variational result, and are comparable to the perturbative results. Finally, our conclusions and some remarks on further improvements are presented in section 7.

2 Using ME to generate approximations

The goal is to select from a family of trial distributions $p(x)$ (the possible posteriors) that which is closest to a given “exact” distribution $P(x)$ (the prior). The family of trials can be defined in a variety of ways. For example, one can specify a functional form $p_\theta(x)$, each member of the trial family being labelled by one or more parameters θ . More generally, one could define the trial family in a non-parametric way by specifying various constraints.

The discussion below which develops the use of ME to generate approximations follows [7] where the ME method is used as a method for updating distributions.

2.1 The logic behind the ME method

The selection of one distribution from within a family is achieved by ranking the distributions according to increasing *preference*. Before we address the issue of what it is that makes one distribution preferable over another we note that there is one feature we must impose on any ranking scheme. The feature is transitivity: if distribution p_1 is preferred over distribution p_2 , and p_2 is preferred over p_3 , then p_1 is preferred over p_3 . Such transitive rankings are implemented by assigning to each $p(x)$ a real number $S[p]$ which we call the “entropy” of p . The numbers $S[p]$ are such that if p_1 is preferred over p_2 , then $S[p_1] > S[p_2]$. Thus, by design, the “best” approximation p is that which maximizes the entropy $S[p]$.

Next we determine the functional form of $S[p]$. This is the general rule that provides the criterion for preference; in our case it defines what we mean by the “closest” or “best” approximation. The basic strategy [3] is that (1) if a general rule exists, then it must apply to special cases; (2) if in a certain special case we know which is the best approximation, then this knowledge can be used to constrain the form of $S[p]$; and finally, (3) if enough special cases are known, then $S[p]$ will be completely determined.

The known special cases are called the “axioms” of ME and they reflect the conviction that one should not change one’s mind frivolously, that whatever information was codified in the exact $P(x)$ is important. The selected trial distribution should coincide with the exact one as closely as possible and one should only tolerate those minimal changes that are demanded by the information that defines the family of trials. Three axioms and their consequences are listed below. Detailed proofs are given in [7].

Axiom 1: Locality. *Local information has local effects.* If the constraints that define the trial family do not refer to a certain domain D of the variable x , then the conditional probabilities $p(x|D)$ need not be revised, $p(x|D) = P(x|D)$. The consequence of the axiom is that non-overlapping domains of x contribute additively to the entropy: $S[p] = \int dx F(p(x))$ where F is some unknown function.

Axiom 2: Coordinate invariance. *The ranking should not depend on the system of coordinates.* The coordinates that label the points x are arbitrary; they carry no information. The consequence of this axiom is that

$S[p] = \int dx p(x) f(p(x)/m(x))$ involves coordinate invariants such as $dx p(x)$ and $p(x)/m(x)$, where the function $m(x)$ is a density, and both functions m and f are, at this point, unknown.

Next we make a second use of the locality axiom. When there are no constraints at all and the family of trials includes the exact $P(x)$ the selected trial should coincide with $P(x)$; that is, the best approximation to $P(x)$ is $P(x)$ itself. The consequence is that up to normalization the previously unknown density $m(x)$ is the exact distribution $P(x)$.

Axiom 3: Consistency for independent subsystems. *When a system is composed of subsystems that are believed to be independent it should not matter whether the approximation procedure treats them separately or jointly.* If we originally believe that two systems are independent and the constraints defining the trial family are silent on the matter of correlations, then there is no reason to change one's mind. Specifically, if $x = (x_1, x_2)$, and the exact distributions for the subsystems, $P_1(x_1)$ and $P_2(x_2)$, are respectively approximated by $p_1(x_1)$ and $p_2(x_2)$, then the exact distribution for the whole system $P_1(x_1)P_2(x_2)$ should be approximated by $p_1(x_1)p_2(x_2)$. This axiom restricts the function f to be a logarithm.

The overall consequence of these axioms is that the trial approximations $p(x)$ should be ranked relative to the exact $P(x)$ according to their (relative) entropy,

$$S[p, P] = - \int dx p(x) \log \frac{p(x)}{P(x)}. \quad (1)$$

The derivation has singled out $S[p, P]$ as *the unique entropy to be used for the purpose of selecting an optimal approximation*. Other expressions, may be useful for other purposes, but they are not a generalization from the simple cases described in the axioms above.

2.2 A special case: the variational method

As an illustration consider a system with microstates labelled by q (for example, the location in phase space or perhaps the values of spin variables). Let the probability that the microstate lies within a particular range dq be given by the canonical distribution

$$P(q)dq = \frac{e^{-\beta H(q)}}{Z} dq \quad \text{where} \quad Z = e^{-\beta F} = \int dq e^{-\beta H(q)}. \quad (2)$$

We want to approximate the “exact” P by a more tractable distribution p . The first step is to identify a family of trial distributions that are simple enough that actual calculations are feasible and that incorporates the appropriate relevant information. This step is difficult because there is no known systematic procedure to carry it out; it is a matter of trial and error guided by intuition. We will consider a family of trial distributions $p_\theta(q)$ that are canonical with a

Hamiltonian $H_\theta(q)$ that depends on parameters $\theta = \{\theta^1, \theta^2, \dots, \theta^{n_\theta}\}$,

$$p_\theta(q) dq = \frac{e^{-\beta H_\theta(q)}}{Z_\theta} dq \quad \text{where} \quad Z_\theta = e^{-\beta F_\theta} = \int dq e^{-\beta H_\theta(q)}. \quad (3)$$

The next step is to select the p_θ that maximizes $S[p_\theta, P]$. Substituting into eq.(1) gives,

$$S[p_\theta, P] = \beta (\langle H_\theta - H \rangle_\theta - F_\theta + F), \quad (4)$$

where $\langle \dots \rangle_\theta$ refers to averages over the trial p_θ . The inequality $S[p_\theta, P] \leq 0$, can then be written as

$$F \leq F_\theta + \langle H - H_\theta \rangle_\theta. \quad (5)$$

Thus, maximizing $S[p_\theta, P]$ is equivalent to minimizing the quantity $F_\theta + \langle H - H_\theta \rangle_\theta$. This alternate form of the variational principle and its use to generate approximations is well known. It is usually associated with the name of Bogoliubov [13] and it is the main technique to generate mean field approximations for discrete systems of spins on a lattice. What is perhaps not as widely known is that the Bogoliubov variational principle is just a special application of the ME method to distributions of the canonical Boltzmann-Gibbs form.

2.3 To what extent are non-optimal distributions ruled out?

The example above does not exhaust the power of the ME method: we have found a way to determine the optimal choice of θ but ME goes further and quantifies the extent to which the optimal θ is preferred over other non-optimal values [7, 21]. To what extent do we believe that any particular θ should have been chosen? This is a question about the probability of θ , $p(\theta)$. The original problem of assigning a probability to q is now broadened into assigning probabilities to q and θ . Here, we use ME not just to find the optimal approximation $p(q)$ but also to find the optimal joint distribution $p(q, \theta)$. To proceed we must address two questions. First, what is the prior distribution, that is, what do we know about q and θ before we are given the constraints? And second, what are the constraints that define the family of joint trials $p(q, \theta)$?

When we know nothing about the θ s we know neither their physical meaning nor whether there is any relation to the q . A joint prior $m(q, \theta)$ that reflects this lack of correlations is a product, $m(q, \theta) = P(q)\mu(\theta)$, where $P(q)$ is the “exact” distribution, say eq.(2), and $\mu(\theta)$ should reflect our ignorance about θ : it should be as uniform as possible and make every volume element in θ space as likely as any other. But if we know absolutely nothing about θ we also do not know how to measure volumes in θ space; to make further progress we need some additional information. Suppose we find that the crucial fact that gives meaning to the θ s is that they are parameters labeling some distributions $p_\theta(q)$. Then we can define a distance in θ space that is both natural and unique: we take the distance between θ and $\theta + d\theta$ to be the same as the distance between the corresponding

p_θ and $p_{\theta+d\theta}$ which is given by the Fisher-Rao metric $d\ell^2 = \gamma_{ij} d\theta^i d\theta^j$, [23]

$$\gamma_{ij} = \int dq p_\theta(q) \frac{\partial \log p_\theta(q)}{\partial \theta^i} \frac{\partial \log p_\theta(q)}{\partial \theta^j}. \quad (6)$$

Accordingly, the volume of a small region $d\theta$ is $\gamma^{1/2}(\theta)d\theta$, where $\gamma(\theta)$ is the determinant of γ_{ij} . Up to an irrelevant normalization, the distribution $\mu(\theta)$ is uniform provided we choose $\mu(\theta) = \gamma^{1/2}(\theta)$.

The second question about the constraints that define the family of trials is straightforward: of all joint distributions $p(q, \theta) = p(\theta)p(q|\theta)$ we are only interested in those distributions such that $p(q|\theta) = p_\theta(q)$. Therefore, the trials $p(q, \theta)$ are constrained to be of the form $p(q, \theta) = p(\theta)p_\theta(q)$.

The best approximation $p(q, \theta)$ to the joint distribution $P(q)\gamma^{1/2}(\theta)$ is obtained by maximizing the entropy

$$\sigma[\pi] = - \int dq d\theta p(\theta)p_\theta(q) \log \frac{p(\theta)p_\theta(q)}{\gamma^{1/2}(\theta)P(q)}, \quad (7)$$

by varying $p(\theta)$ subject to $\int d\theta p(\theta) = 1$. The final result for the probability that θ lies within the small volume $\gamma^{1/2}(\theta)d\theta$ is

$$p(\theta)d\theta = \frac{1}{\zeta} e^{S[p_\theta, P]} \gamma^{1/2}(\theta)d\theta, \quad (8)$$

where ζ is a normalization constant.

Eq.(8) tells us that the preferred value of θ maximizes the entropy $S[p_\theta, P]$, Eq.(4), because this maximizes the probability density $\exp S(\theta)$. It also tells us the degree to which values of θ away from the maximum are ruled out. For macroscopic systems the preference for the ME distribution can be overwhelming. Note also that the density $\exp S(\theta)$ is a scalar function and the presence of the Jacobian factor $\gamma^{1/2}(\theta)$ makes Eq.(8) manifestly invariant under changes of the coordinates θ .

3 Simple fluids

We consider a simple fluid composed of N single atom molecules described by the Hamiltonian

$$H(q_N) = \sum_{i=1}^N \frac{p_i^2}{2m} + U \quad \text{with} \quad U = \sum_{i>j}^N u(r_{ij}), \quad (9)$$

where $q_N = \{p_i, r_i; i = 1, \dots, N\}$ and the many-body interactions are approximated by a pair interaction, $u(r_{ij})$ where $r_{ij} = |r_i - r_j|$. The probability that the positions and momenta of the molecules lie within the phase space volume dq_N is given by canonical distribution, and

$$P(q_N) dq_N = \frac{1}{Z} e^{-\beta H(q_N)} dq_N, \quad (10)$$

where

$$dq_N = \frac{1}{N! h^{3N}} \prod_{i=1}^N d^3 p_i d^3 r_i \quad \text{and} \quad Z = \int dq_N e^{-\beta H(q_N)}. \quad (11)$$

For fluids dominated by pair interactions most thermodynamic quantities of interest can be written in terms of the one- and two-particle density distributions

$$n(r) = \langle \hat{n}(r) \rangle \quad \text{and} \quad n^{(2)}(r_1, r_2) = \langle \hat{n}^{(2)}(r_1, r_2) \rangle \quad (12)$$

where

$$\hat{n}(r) = \sum_i \delta(r - r_i) \quad \text{and} \quad \hat{n}^{(2)}(r_1, r_2) = \sum_{i,j \ (i \neq j)} \delta(r_1 - r_i) \delta(r_2 - r_j). \quad (13)$$

It is convenient to introduce the two-particle correlation function

$$g(r_1, r_2) = \frac{n^{(2)}(r_1, r_2)}{n(r_1)n(r_2)}, \quad (14)$$

which measures the extent to which the structure of liquids deviates from complete randomness. If the fluid is homogeneous and isotropic $n(r) = \rho = N/V$ and $g(r_1, r_2) = g(|r_1 - r_2|) = g(r)$ where ρ is the bulk density and $g(r)$ is the radial distribution function. Then, the pressure is given by

$$\frac{PV}{Nk_B T} = 1 - \frac{\beta \rho}{6} \int d^3 r r \frac{du(r)}{dr} g(r), \quad (15)$$

where $\beta \stackrel{\text{def}}{=} 1/k_B T$. [15]-[17]

4 Hard-sphere fluids

The difficulty, of course, is that it is very difficult to calculate $g(r)$ from the “exact” distribution Eq.(10) and we need to find an approximation that is calculable and still includes the two features of the interaction potential u that are relevant for explaining most fluid properties: the strong repulsion at short distances and the weak attraction at long distances.

To account for the short-distance repulsion we consider a family of trials composed by distributions that describe a gas of hard spheres of diameter r_d . For each r_d the Hamiltonian is

$$H_{hs}(q_N | r_d) = \sum_{i=1}^N \frac{p_i^2}{2m} + U_{hs} \quad \text{with} \quad U_{hs} = \sum_{i>j}^N u_{hs}(r_{ij} | r_d), \quad (16)$$

where

$$u_{hs}(r | r_d) = \begin{cases} 0 & \text{for } r \geq r_d \\ \infty & \text{for } r < r_d \end{cases} \quad (17)$$

and the corresponding probability distribution is

$$P_{hs}(q_N | r_d) = \frac{1}{Z_{hs}} e^{-\beta H_{hs}(q_N | r_d)}. \quad (18)$$

The partition function and the free energy $F_{hs}(T, V, N | r_d)$ are

$$Z_{hs} = \int dq_N e^{-\beta H_{hs}(q_N)} \stackrel{\text{def}}{=} e^{-\beta F_{hs}(T, V, N | r_d)}. \quad (19)$$

Two objections that can be raised to the choosing $P_{hs}(q_N | r_d)$ as trials are, first, that they do not take the long-range interactions into account; and second, that the actual short range potential is not that of hard spheres. These are points to which we will return later. A third objection, and this is considerably more serious, is that the exact correlation function $g_{hs}(r | r_d)$ for the fluid of N hard spheres is not known. However, there exist semi-analytical approximations that are in reasonably good agreement with numerical simulations over an extended range of temperatures and densities. We will therefore assume that for our purposes the P_{hs} are sufficiently tractable distributions.

For hard spheres $g_{hs}(r | r_d)$ can be calculated within the approximation of Percus and Yevick [24, 25] or, alternatively, from the scaled-particle theory [26]. The solution can be written in terms of the Laplace transform of $rg_{hs}(r | r_d)$ [25],

$$G(s) = \int_0^\infty dx x g_{hs}(xr_d | r_d) e^{-sx} = \frac{sL(s)}{12\eta[L(s) + S(s)e^s]}, \quad (20)$$

where x is a dimensionless variable $x = r/r_d$,

$$L(s) = 12\eta \left[\left(1 + \frac{1}{2}\eta \right) s + (1 + 2\eta) \right], \quad (21)$$

$$S(s) = (1 - \eta)^2 s^3 + 6\eta(1 - \eta) s^2 + 18\eta^2 s - 12\eta(1 + 2\eta), \quad (22)$$

and η is the packing fraction,

$$\eta \stackrel{\text{def}}{=} \frac{1}{6} \pi \rho r_d^3 \quad \text{with} \quad \rho = \frac{N}{V}. \quad (23)$$

Throop and Bearman have calculated numerical tables of $g_{hs}(r | r_d)$ for various densities [27].

The equation of state can then be computed in two alternative ways, either from the “pressure” equation or from the “compressibility” equation but, since the result above for $g_{hs}(r | r_d)$ is not exact, the two results do not agree. It has been found that better agreement with simulations and with virial coefficients is obtained taking an average of the two results with weights 1/3 and 2/3 respectively. The result is the Carnahan and Starling equation of state, [15]-[17]

$$\left(\frac{PV}{Nk_B T} \right)_{hs} = \frac{1 + \eta + \eta^2 - \eta^3}{(1 - \eta)^3}. \quad (24)$$

The free energy, derived by integrating the equation of state, is

$$F_{hs}(T, V, N | r_d) = N k_B T \left[-1 + \ln \rho \Lambda^3 + \frac{4\eta - 3\eta^2}{(1 - \eta)^2} \right], \quad (25)$$

where $\Lambda = (2\pi\hbar^2/mk_B T)^{1/2}$, and the entropy is

$$S_{hs} = - \left(\frac{\partial F_{hs}}{\partial T} \right)_{N,V} = \frac{F_{hs}}{T} + \frac{3}{2} N k_B. \quad (26)$$

It must be remembered that these expressions are not exact. They are reasonable approximations for all densities up to almost crystalline densities (about $\eta \approx 0.5$). However, they fail to predict the face-centered-cubic phase when η is in the range from 0.5 up to the close-packing value of 0.74.

5 The optimal hard-sphere diameter

As discussed in section 2, the trial $P_{hs}(q_N | r_d)$ that is “closest” to the “exact” $P(q_N)$ is found by maximizing the relative entropy,

$$\mathcal{S}[P_{hs}|P] = - \int dq_N P_{hs}(q_N | r_d) \log \frac{P_{hs}(q_N | r_d)}{P(q_N)} \leq 0. \quad (27)$$

Substituting Eqs.(10) and (18) we obtain

$$\mathcal{S}[P_{hs}|P] = \beta [F - F_{hs} - \langle U - U_{hs} \rangle_{hs}] \leq 0, \quad (28)$$

where $\langle \dots \rangle_{hs}$ is computed over the hard-sphere distribution $P_{hs}(q_N | r_d)$. Eq.(28) can be rewritten as

$$F \leq F_U \stackrel{\text{def}}{=} F_{hs} + \langle U - U_{hs} \rangle_{hs}, \quad (29)$$

which shows that maximizing $\mathcal{S}[P_{hs}|P]$ is equivalent to minimizing F_U over all diameters r_d . Thus, the variational approximation to the free energy is

$$F(T, V, N) \approx F_U(T, V, N | r_m) \stackrel{\text{def}}{=} \min_{r_d} F_U(T, V, N | r_d), \quad (30)$$

where r_m is the optimal diameter.

To calculate F_U use

$$\langle U - U_{hs} \rangle_{hs} = \frac{1}{2} \int d^3 r d^3 r' [u(r - r') - u_{hs}(r - r' | r_d)] n_{hs}^{(2)}(r, r'), \quad (31)$$

where $n_{hs}^{(2)}(r, r') = \langle \hat{n}^{(2)}(r, r') \rangle_{hs}$. But $u_{hs}(r - r' | r_d) = 0$ for $|r - r'| \geq r_d$ while $n_{hs}^{(2)}(r, r') = 0$ for $|r - r'| \leq r_d$, therefore

$$F_U = F_{hs} + \langle U \rangle_{hs} \quad \text{with} \quad \langle U \rangle_{hs} = \frac{1}{2} N \rho \int d^3 r u(r) g_{hs}(r | r_d), \quad (32)$$

where we have assumed that the fluid is isotropic and homogeneous, $n_{hs}^{(2)}(r, r') = n_{hs}^{(2)}(|r - r'|)$, and introduced the hard-sphere radial distribution function

$$g_{hs}(r | r_d) \stackrel{\text{def}}{=} \frac{n_{hs}^{(2)}(r)}{\rho^2}. \quad (33)$$

Notice that the approximation does not consist of merely replacing the exact free energy F by a hard-sphere free energy F_{hs} which does not include the effects of long range attraction; F is approximated by $F_U(r_m)$ which includes attraction effects through the $\langle U \rangle_{hs}$ term in eq.(32). This addresses the first of the two objections mentioned earlier: the real fluid with interactions given by u is not being replaced by a hard-sphere fluid with interactions given by u_{hs} ; it is just the probability distribution that is being replaced in this way. The internal energy is approximated by $\langle H \rangle_{hs} = \frac{3}{2}Nk_B T + \langle U \rangle_{hs}$ and not by $\langle H_{hs} \rangle_{hs} = \frac{3}{2}Nk_B T$.

To calculate $\langle U \rangle_{hs}$ it is convenient to write it in terms of $V(s)$, the inverse Laplace transform of $ru(r)$,

$$xu(xr_d) = \int_0^\infty ds V(s)e^{-sx}. \quad (34)$$

For example, for a Lennard-Jones potential,

$$u(r) = 4\varepsilon \left[\left(\frac{\sigma}{r} \right)^{12} - \left(\frac{\sigma}{r} \right)^6 \right], \quad (35)$$

we have

$$V(s) = 4\varepsilon \left[\left(\frac{\sigma}{r_d} \right)^{12} \frac{s^{10}}{10!} - \left(\frac{\sigma}{r_d} \right)^6 \frac{s^4}{4!} \right]. \quad (36)$$

Then, using eq.(32) and eq.(20) gives

$$\langle U \rangle_{hs} = 12N\eta \int_0^\infty ds V(s)G(s). \quad (37)$$

Finally, it remains to minimize F_U in eq.(32) to determine the optimal diameter r_m . This is done numerically; an explicit example for Argon is calculated in section 7.

As mentioned earlier the problem with the approach outlined above is that it fails to take the softness of the repulsive core into account. This flaw is manifested in a less satisfactory prediction of thermodynamic variables at high temperatures, and also, as will be shown by the numerical calculations in section 7, in a poor prediction of the radial distribution function.

6 Beyond the Variational Principle

The ME method as pursued in the last section has led us to determine an optimal value of the hard-sphere diameter. Next we consider whether the correct

choice should have been some other value $r_d = r_m + \delta r$ rather than the optimal $r_d = r_m$. As discussed in section 2.3 this is a question about the probability of r_d , $P_d(r_d)$. Thus, we are uncertain not just about q_N but also about r_d and what we actually seek is the joint probability of q_N and r_d , $P_J(q_N, r_d)$. Once this joint distribution is obtained our best assessment of the distribution of q_N is given by the marginal over r_d ,

$$\bar{P}_{hs}(q_N) \stackrel{\text{def}}{=} \int dr_d P_J(q_N, r_d) = \int dr_d P_d(r_d) P_{hs}(q_N | r_d). \quad (38)$$

By recognizing that diameters other than r_m are not ruled out and that a more honest representation is an average over all hard-sphere diameters we are effectively replacing the hard spheres by a soft-core potential.

The distribution of diameters is given by eq.(8)

$$P_d(r_d) dr_d = \frac{e^{\mathcal{S}[P_{hs}|P]}}{\zeta} \gamma^{1/2}(r_d) dr_d = \frac{e^{-\beta F_U}}{\zeta_U} \gamma^{1/2}(r_d) dr_d, \quad (39)$$

where $\mathcal{S}[P_{hs}|P] = \beta(F - F_U)$, the partition functions ζ and ζ_U are given by

$$\zeta = e^{\beta F} \zeta_U \quad \text{with} \quad \zeta_U = \int dr_d \gamma^{1/2}(r_d) e^{-\beta F_U}, \quad (40)$$

and the natural distance $d\ell^2 = \gamma(r_d) dr_d^2$ in the space of r_d s is given by the Fisher-Rao metric,

$$\gamma(r_d) = \int dq_N P_{hs}(q_N | r_d) \left(\frac{\partial \log P_{hs}(q_N | r_d)}{\partial r_d} \right)^2. \quad (41)$$

The remaining problem in the above equations is the calculation of the Fisher-Rao measure $\gamma^{1/2}$ and this is conveniently done by considering the entropy of $P_{hs}(q_N | r'_d)$ relative to $P_{hs}(q_N | r_d)$,

$$\mathcal{S}[P_{hs}(\cdot | r'_d) | P_{hs}(\cdot | r_d)] = - \int dq_N P_{hs}(q_N | r'_d) \log \frac{P_{hs}(q_N | r'_d)}{P_{hs}(q_N | r_d)}. \quad (42)$$

A straightforward differentiation shows that

$$- \frac{\partial^2 \mathcal{S}[P_{hs}(\cdot | r'_d) | P_{hs}(\cdot | r_d)]}{\partial r_d'^2} \Big|_{r'_d=r_d} = \gamma(r_d). \quad (43)$$

Substituting the distributions $P_{hs}(q_N | r'_d)$ and $P_{hs}(q_N | r_d)$ into eq.(42) gives

$$\mathcal{S}[P_{hs}(\cdot | r'_d) | P_{hs}(\cdot | r_d)] = \beta \left[F_{hs}(r_d) - F_{hs}(r'_d) - \langle U_{hs}(r_d) \rangle_{r'_d} + \langle U_{hs}(r'_d) \rangle_{r'_d} \right], \quad (44)$$

where $\langle \dots \rangle_{r'_d}$ is the average over $P_{hs}(q_N | r'_d)$. As we argued above eq.(32) the expectation of the potential energy $\langle U_{hs}(r'_d) \rangle_{r'_d}$ vanishes because the product $u(r | r'_d) g_{hs}(r | r'_d)$ vanishes for both $r < r'_d$ and $r > r'_d$. Similarly, $\langle U_{hs}(r_d) \rangle_{r'_d} =$

0 when $r'_d > r_d$. However, when $r'_d < r_d$ the expectation $\langle U_{hs}(r_d) \rangle_{r'_d}$ diverges, \mathcal{S} is not defined and eq.(43) is not applicable. We can argue our way out of this quandary by pointing out that the divergence is a consequence of the unphysical idealization involved in taking a hard-sphere potential seriously. For more realistic continuous potentials the distance between $r'_d = r_d + dr_d$ and r_d is the same as the distance between $r'_d = r_d - dr_d$ and r_d . We can then always choose $r'_d \geq r_d$ and define $\gamma(r_d)$ in eq.(43) as the limit $r'_d = r_d + 0^+$. Then, using eq.(25), we have

$$\gamma(r_d) = \beta \left. \frac{\partial^2 F_{hs}(r'_d)}{\partial r_d'^2} \right|_{r'_d=r_d+0^+} = N\pi\rho r_d \frac{4 + 9\eta - 4\eta^2}{(1 - \eta)^4}. \quad (45)$$

To summarize, the distribution of diameters $P_d(r_d)$ is given by eq.(39) with F_U given by eqs.(32, 25, 37) and γ given by (45). Our best approximation to the “exact” $P(q_N)$ is the $\bar{P}_{hs}(q_N)$ given in eq.(38). The corresponding best approximation to the radial distribution function is

$$\bar{g}_{hs}(r) = \int dr_d P_d(r_d) g_{hs}(r | r_d). \quad (46)$$

Since $\bar{g}_{hs}(r)$ takes into account soft-core effects while $g_{hs}(r | r_m)$ does not, we expect that it will lead to improved estimates for all other thermodynamic quantities. However, there is a problem. Since the free energy F_U is an extensive quantity, $F_U \propto N$, for large N the distribution $P_d(r_d) \sim \exp -\beta F_U$ is very sharply peaked at the optimal diameter r_m . This result must be interpreted with care: when choosing a single optimal diameter for a macroscopic fluid sample we find that ME confers overwhelming probability to the optimal value. This is not surprising. The same thing happens when we calculate the global temperature or density of a macroscopic sample: the ME method predicts that fluctuations about the expected value are utterly negligible. And yet fluctuations can be important. For example, for small fluid samples, or when we consider the local behavior of the fluid, fluctuations are not merely observable but can be large. Local fluctuations can be appreciable while global fluctuations remain negligible. The question then, is whether these local fluctuations are relevant to the particular quantities we want to calculate. We argue that they are.

The radial distribution function $g(r)$ is the crucial quantity from which all other thermodynamic variables are computed. But from its very definition as the probability that given an atom at a certain place another atom will be found at a distance r , it is clear that $g(r)$ refers to purely local behavior and should be affected by local fluctuations. To the extent that the optimal r_m depends on temperature and density we expect that local temperature and/or density fluctuations would induce local diameter fluctuations as well.

It is important to note that unlike density fluctuations, the local diameter fluctuations are not real. They cannot be: the hard spheres do not exist except in our minds. The diameter fluctuations are merely a representation of our uncertainty about which r_d to choose.

The extended analysis in this section does not yet allow us to pursue in a satisfactory manner the question of local diameter fluctuations. Such an analysis would require trial distributions that allow for spatial inhomogeneities in the diameters of the hard spheres. These are not, to our knowledge, sufficiently tractable models. For the purpose of this paper, however, we can quickly estimate the effects of local fluctuations by assuming that the effective number of atoms N_{eff} that are locally relevant to the calculation of $g(r)$ is smaller than N . We deal with an effectively smaller fluid sample. To estimate N_{eff} we focus our attention directly on the width of the probability distribution $P_d(r_d)$. The basic idea is intuitively simple: at very short distances the form of the true, exact radial distribution function $g(r)$ is dominated by the repulsive part of the potential. If the size of the molecule is given by the Lennard-Jones parameter σ , eq.(35), we have

$$g(r) \approx e^{-\beta u(r)} \quad \text{for } r \ll \sigma. \quad (47)$$

A fluid of hard spheres gives $g(r|r_d) = 0$ for $r < r_d$ and cannot reproduce this behavior. However, once we recognize that we can use a statistical mixture, (38), we can tune N_{eff} and thereby change the width of $P_d(r_d)$ so that the radial distribution function $\bar{g}_{hs}(r)$ of (46) shows the correct short-distance behavior.

7 An example: Lennard-Jones “Argon”

One of the difficulties in testing theories about fluids against experimental data is that it is not easy to see whether discrepancies are to be blamed to a faulty approximation or to a wrong intermolecular potential. This is why theories are normally tested against molecular dynamics numerical simulations where there is control over the intermolecular potential. In this section we compare ME results against simulation results [22] for a fluid of monatomic molecules interacting through a Lennard-Jones potential, eq.(35). The parameters ε and σ (the depth of the well, $u|_{\min} = -\varepsilon$, and the radius of the repulsive core, $u(\sigma) = 0$, respectively) are chosen to model Argon: $\varepsilon = 1.03 \times 10^{-2}$ eV and $\sigma = 3.405$ Å.

7.1 The free energy F_U

Figure 1 shows the free energy $F_U/Nk_B T$ as a function of hard-sphere diameter r_d for Argon at a fixed density of $\rho\sigma^3 = 0.65$ for different temperatures. Figure 2 shows $F_U/Nk_B T$ as a function of r_d for several densities at fixed $T = 107.2$ K. Since the critical point for Argon is at $T_c = 150.69$ K and $\rho_c\sigma^3 = 0.33$ all these curves, except that at 300 K, lie well within the liquid phase. The increase of $F_U/Nk_B T$ for high values of r_d is due to short range repulsion between the hard spheres described by $F_{hs}/Nk_B T$. The increase for low r_d is due to the Lennard-Jones short-range repulsion as described by $\langle U \rangle_{hs}/Nk_B T$.

The best r_d is that which minimizes F_U and depends both on temperature and density. The best diameter decreases as the temperature increases because

atoms with higher energy can penetrate deeper into the repulsive core. The dependence with density is less pronounced.

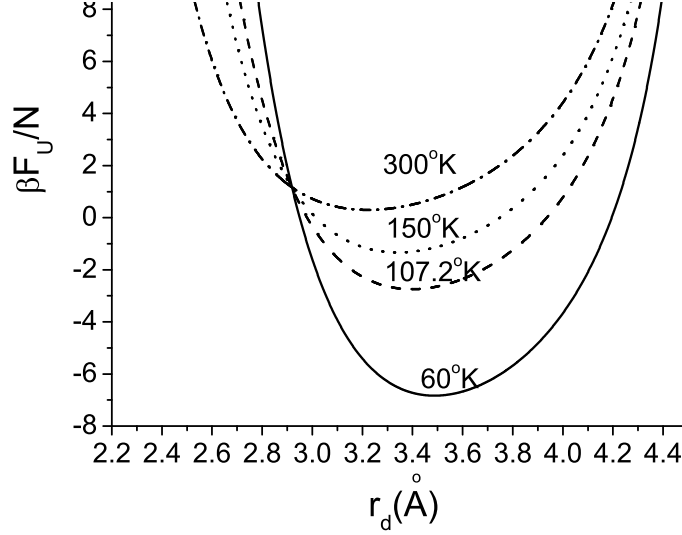


Figure 1: The free energy F_U as a function of hard-sphere diameter r_d for Argon at a density of $\rho\sigma^3 = 0.65$ for different temperatures. The best r_d is that which minimizes F_U .

7.2 The distribution of diameters $P_d(r_d)$

In section 6 we argued that the effective number of molecules that is relevant to the local structure of the fluid is not the total number of molecules in the system N , but a smaller number, N_{eff} . In Fig.3 we plot the distribution of diameters $P_d(r_d)$ for different temperatures, for a fixed fluid density of $\rho\sigma^3 = 0.65$, and for an arbitrarily chosen $N_{\text{eff}} = 13500$. As expected the distribution shifts to higher diameters as the temperature decreases. Notice also that it becomes narrower which means that the effect of the softness of the repulsive core are less important and that a hard-sphere approximation is better at low temperatures [15].

Figure 4 shows that increasing N_{eff} (with fixed density ρ) decreases the width of $P_d(r_d)$ (solid lines) and induces a slight shift of the whole distribution. This is due to the dependence $\sim (N_{\text{eff}}r_d)^{1/2}$ of the Fisher-Rao measure $\gamma^{1/2}(r_d)$ in Eq.(45). Figure 4 also explores the influence of $\gamma^{1/2}(r_d)$ by comparing the actual distributions $P_d(r_d)$ (solid lines) with the distributions $e^{-\beta F_U(r_d)}$ (dotted lines) which are obtained by setting $\gamma^{1/2} = 1$ in Eq.(39). The effect of $\gamma^{1/2}$ is to shift the distribution slightly to higher r_d .

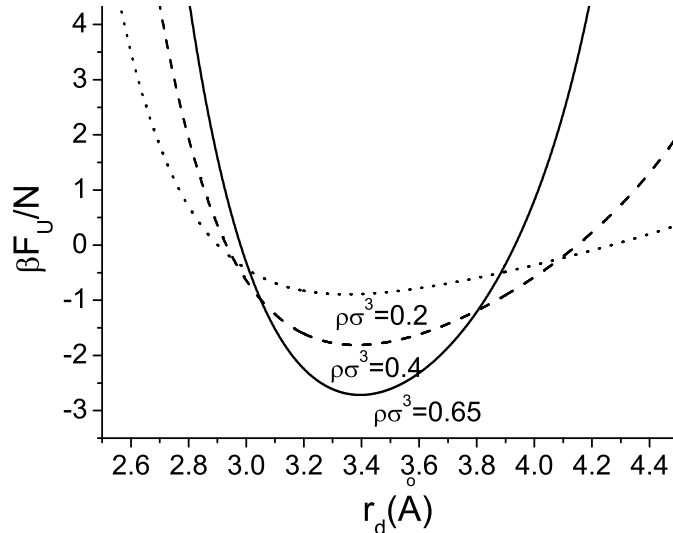


Figure 2: The free energy F_U as a function of hard-sphere diameter r_d for Argon at $T = 107.82$ K for different densities. The best r_d is that which minimizes F_U .

7.3 The radial distribution function

We are finally ready to calculate the radial distribution $g(r)$ for Argon. We start by estimating the number of molecules N_{eff} that are locally relevant; as explained earlier we choose N_{eff} so that our best approximation $\bar{g}_{hs}(r)$, Eq. (46) reproduces the known short-distance behavior $e^{-\beta u(r)}$. We have found that the estimates for N_{eff} need not be very accurate but that they must be obtained for each value of the temperature and density. In figure 5 we show an example of the short-distance behavior of \bar{g}_{hs} for three values of N_{eff} at $T = 107.82$ K and $\rho\sigma^3 = 0.65$; using a chi-square fit in the range from $r = 2.9$ to 3.1 Å the selected best value of N_{eff} is around 38000.

In Fig. 6 we show a comparison of the radial distribution functions computed in three ways. The solid line is Verlet's molecular dynamics simulation; it plays the role of experimental data against which we compare our theory. The dotted line is $g_{hs}(r|r_m)$ for the hard-sphere fluid with optimal diameter r_m . This curve, calculated from the numerical data tabulated in [27], is also the result of the variational method and coincides with the ME result for a macroscopically large $N_{\text{eff}} = N$. The dashed line is the averaged $\bar{g}_{hs}(r)$ of the extended ME analysis. The agreement between the ME curve and Verlet's data is remarkably good. The vast improvement over the simpler variational method calculation is clear.

One might be tempted to dismiss this achievement as due to the adjustment of the parameter N_{eff} but this is not quite correct: N_{eff} has not been adjusted,

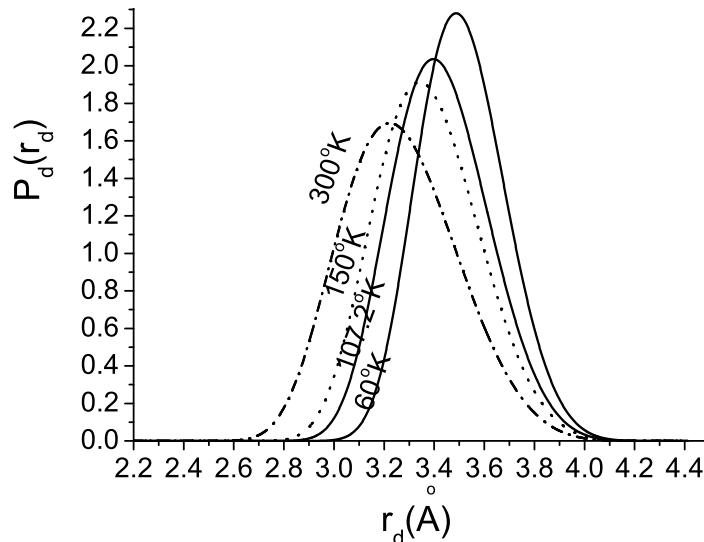


Figure 3: The distribution of hard-sphere diameters r_d for Argon for several temperatures at density $\rho\sigma^3 = 0.65$ for $N_{\text{eff}} = 13500$.

it has been calculated on the basis of information that is actually available. Indeed, despite the fact that the hard-sphere trial solutions that we employ are mere approximations, the functional form of the whole curve $\bar{g}_{hs}(r)$ in eq.(46) is reproduced quite well.

7.4 The equation of state

Finally we use the radial distribution function to calculate the equation of state using the pressure equation, Eq. (15), at $T = 161.73$ K. In Fig. 7 we compare the equation of state derived from the $g(r)$ obtained from Verlet's simulation with calculations using the ME and variational methods and the perturbative theories of Barker and Henderson [15] and of Weeks, Chandler and Anderson [19]. The ME results constitute a clear improvement over the plain variational calculation. For low densities all four methods agree with each other but differ from the simulation. A better agreement in this region would probably require taking three- and four-particle correlations into account. At intermediate densities the best agreement is provided by the ME and BH results, while the WCA theory seems to be the best at high densities.

Our main conclusion is that the ME method is comparable to the best perturbative approaches and is conceptually superior in that ad hoc criteria stipulating how to separate the potential into repulsion and attraction components and how to choose a hard-sphere diameter are no longer needed.

Also shown in Fig. 7 is actual experimental data on Argon [28]. The dis-

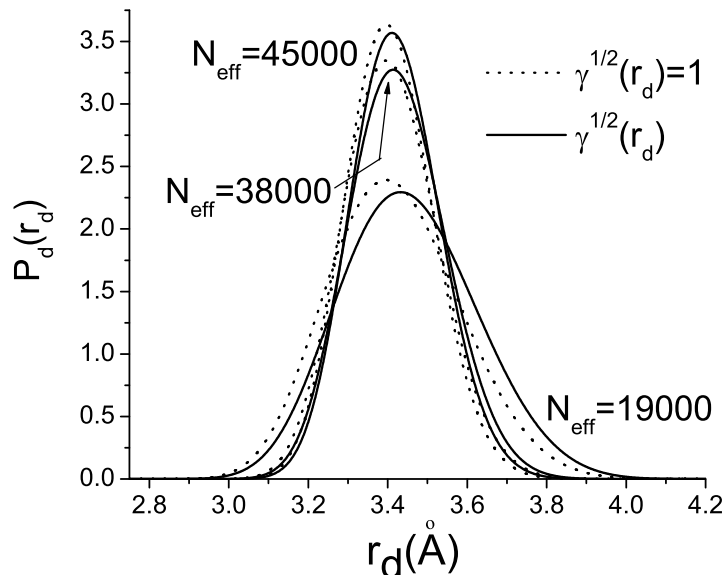


Figure 4: The distribution of diameters $P_d(r_d)$ for various N_{eff} at $T = 107.82$ K and $\rho\sigma^3 = 0.65$. By setting $\gamma^{1/2} = 1$ (dotted lines) we see that the effect of the $\gamma^{1/2}$ factor is to cause a slight shift of the distribution.

crepancy between the experimental curve and the Verlet simulation is very likely due to the actual potential not being precisely of the Lennard-Jones type.

8 Conclusion

The goal of this paper has been to use the ME method to generate approximations and show that this provides a generalization of the Bogoliubov variational principle. This addresses a range of applications that lie beyond the scope of the traditional MaxEnt. To test the method we considered simple classical fluids.

When faced with the difficulty of dealing a system described by an intractable Hamiltonian, the traditional approach has been to consider a similar albeit idealized system described by a simpler more tractable Hamiltonian. The approach we have followed here departs from this tradition: our goal is not to identify an approximately similar Hamiltonian but rather to identify an approximately similar probability distribution. The end result of the ME approach is a proba-

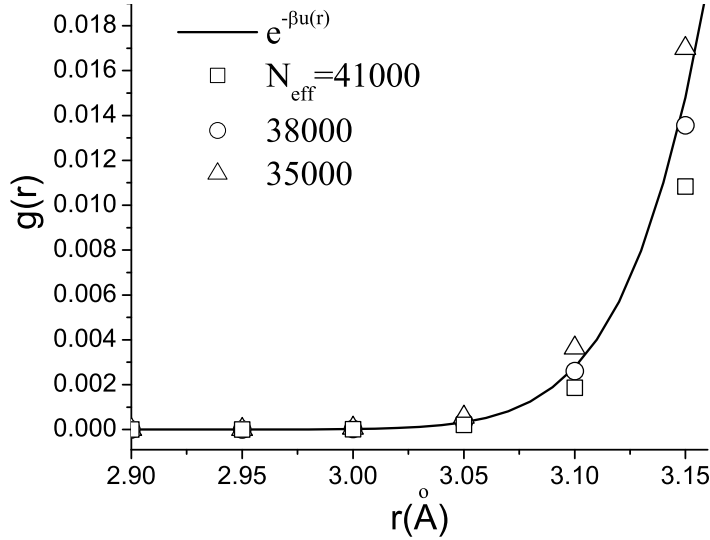


Figure 5: Estimating N_{eff} by requiring that $\bar{g}_{hs}(r)$ have the correct short-distance behavior $e^{-\beta u(r)}$.

bility distribution which is a sum or an integral over distributions corresponding to different hard-sphere diameters. While each term in the sum is of a form that can be associated to a real hard-sphere gas, the sum itself is not of the form $\exp -\beta H$, and cannot be interpreted as describing any physical system.

As far as the application to simple fluids is concerned the results achieved in this paper represent progress but further improvements are possible by choosing a broader family of trial distributions. In the study of fluids we saw that the an important improvement would be achieved if one could extend the trial probability distributions to include inhomogeneities in the hard sphere diameters. This would lead to a systematic, fully ME method for the determination of the effective number of particles N_{eff} that are locally relevant.

Many perturbative approaches to fluids had been proposed, and a gradual process of selection over many years of research led to the optimized theories of BH and WCA. The variational approach was definitely less satisfactory than these “best” perturbation theories. With our work, however, the situation has changed: the ME-improved variational approach offers predictions that already are competitive with the best perturbative theories. And, of course, the potential for further improvements of the ME approach are, at this early date, far from being exhausted.

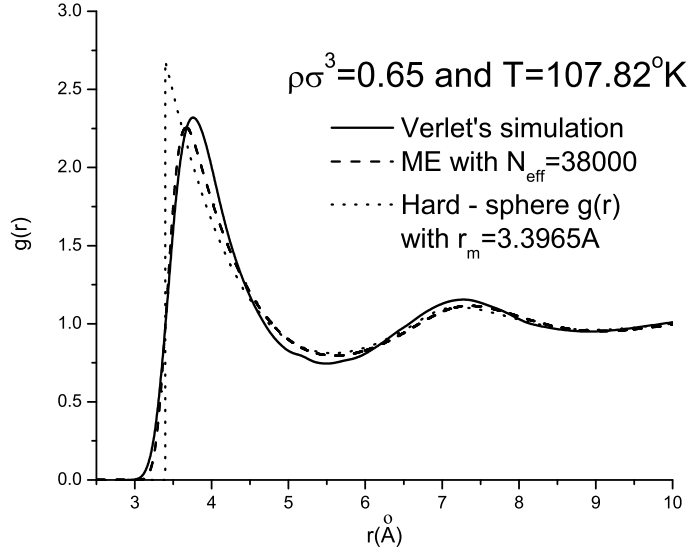


Figure 6: The radial distribution function for (a) the hard-sphere fluid with optimal diameter r_m ; (b) Verlet's molecular dynamics simulation; and (c) the improved ME analysis, for Argon at density $\rho\sigma^3 = 0.65$, temperature $T = 107.82$ K, and effective particle number $N_{\text{eff}} = 38000$.

9 Acknowledgments

The authors acknowledge R. Scheicher and C.-W. Hong for their valuable assistance and advice with the numerical calculations.

References

- [1] E. T. Jaynes, "Information Theory and Statistical Mechanics" Phys. Rev. **106**, 620 and **108**, 171 (1957); R. D. Rosenkrantz (ed.), *E. T. Jaynes: Papers on Probability, Statistics and Statistical Physics* (Reidel, Dordrecht, 1983); E. T. Jaynes, *Probability Theory: The Logic of Science* (Cambridge University Press, Cambridge, 2003).
- [2] J. E. Shore and R. W. Johnson, "Axiomatic derivation of the Principle of Maximum Entropy and the Principle of Minimum Cross-Entropy," IEEE

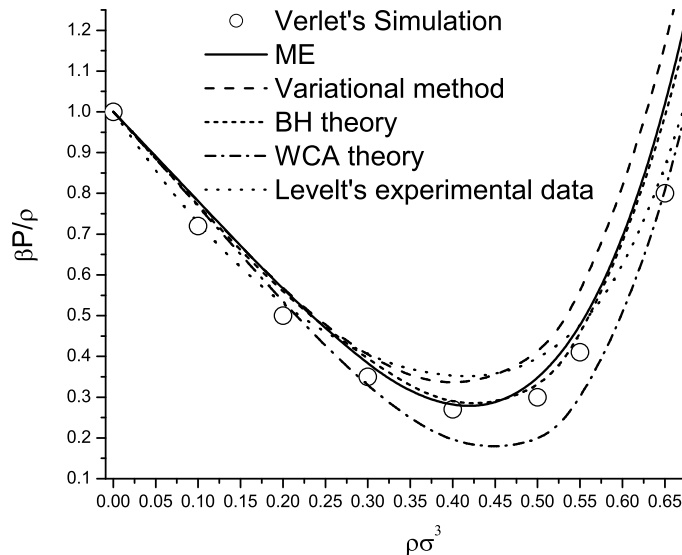


Figure 7: The Argon equation of state calculated using the ME method, the variational method and the perturbative theories of BH and WCA are compared to the Verlet simulation at $T = 161.73$ K. Also shown are Levelt's experimental results.

Trans. Inf. Theory **IT-26**, 26 (1980); "Properties of Cross-Entropy Minimization," IEEE Trans. Inf. Theory **IT-27**, 26 (1981).

- [3] J. Skilling, "The Axioms of Maximum Entropy" in *Maximum-Entropy and Bayesian Methods in Science and Engineering*, G. J. Erickson and C. R. Smith (eds.) (Kluwer, Dordrecht, 1988).
- [4] J. Skilling, "Classic Maximum Entropy" in *Maximum Entropy and Bayesian Methods*, J. Skilling (ed.) (Kluwer, Dordrecht, 1989).
- [5] J. Skilling, "Quantified Maximum Entropy" in *Maximum Entropy and Bayesian Methods*, P. F. Fougère (ed.) (Kluwer, Dordrecht, 1990).
- [6] I. Csiszar, Ann. Stat. **19**, 2032 (1991).
- [7] A. Caticha, "Relative Entropy and Inductive Inference," in *Bayesian Inference and Maximum Entropy Methods in Science and Engineering*,

- ed. by G. Erickson and Y. Zhai, AIP Conf. Proc. **707**, 75 (2004) (arXiv.org/abs/physics/0311093).
- [8] On terminology: The terms ‘prior’ and ‘posterior’ are normally used in the context of Bayes’ theorem; we retain the same terminology when using ME because we are concerned with the similar goal of processing information (in the form of constraints) to update from a prior to a posterior.
 - [9] For an application in the field of data analysis see A. Caticha and R. Preuss, Phys. Rev. **E 70**, 046127 (2004).
 - [10] Brief accounts of some of the results discussed below have previously been presented in [11] and [12].
 - [11] C.-Y. Tseng and A. Caticha, “Maximum Entropy approach to a Mean Field Theory for Fluids,” in *Bayesian Inference and Maximum Entropy Methods in Science and Engineering*, ed. C. J. Williams, AIP Conf. Proc. **659**, 73 (2003) (arXiv.org/abs/cond-mat/0212198).
 - [12] C.-Y. Tseng and A. Caticha, “Maximum Entropy Approach to the Theory of Simple Fluids,” in *Bayesian Inference and Maximum Entropy Methods in Science and Engineering*, ed. by G. Erickson and Y. Zhai, AIP Conf. Proc. **707**, 17 (2004) (arXiv.org/abs/physics/0310746).
 - [13] H. B. Callen, *Thermodynamics and an Introduction to Thermostatistics* (Wiley, New York, 1985).
 - [14] M. Oppen and O. Winther, “From naive mean field theory to the TAP equations” in *Advanced Mean Field Theory Methods* ed. by M. Oppen and D. Sarad (MIT Press, Cambridge, 2001).
 - [15] J. A. Barker and D. Henderson, Rev. Mod. Phys. **48**, 587 (1976).
 - [16] J. P. Hansen and I. R. McDonald, *Theory of Simple Liquids* (Acad. Press, 1986).
 - [17] V. I. Kalikmanov, *Statistical Physics of Fluids* (Springer, 2002).
 - [18] G. A. Mansoori, F. B. Canfield, J. Chem. Phys. **51**, 4958 (1969).
 - [19] J. D. Weeks, D. Chandler and H. C. Andersen, J. Chem. Phys. **54**, 5237 (1971) and Science **220**, 797 (1983).
 - [20] P. Germain and S. Amokrane, Phys. Rev. **E65**, 031109-1(2002).
 - [21] A. Caticha, “Maximum Entropy, Fluctuations and Priors,” in *Bayesian Inference and Maximum Entropy Methods in Science and Engineering*, ed. by A. Mohammad-Djafari, AIP Conf. Proc. **568**, 94 (2001) (arXiv.org/abs/math-ph/0008017).
 - [22] L. Verlet, Phys. Rev. **165**, 201 (1968).

- [23] S. Amari, *Differential-Geometrical Methods in Statistics* (Springer-Verlag, 1985); for a brief derivation see A. Caticha, “Change, Time and Information Geometry,” in *Bayesian Methods and Maximum Entropy in Science and Engineering*, ed. by A. Mohammad-Djafari, AIP Conf. Proc. **568**, 72 (2001) (arXiv.org/abs/math-ph/0008018).
- [24] J. K. Percus and G. J. Yevick, Phys. Rev. **110**, 1 (1958).
- [25] M. S. Wertheim, Phys. Rev. Lett. **10**, 321 (1963) and J. Math. Phys. **5**, 643 (1964); E. Thiele, J. Chem. Phys. **39**, 474 (1963).
- [26] H. Reiss, H. L. Frisch, and J. L. Lebowitz, J. Chem. Phys. **31**, 369 (1959).
- [27] G. J. Throop and R. J. Bearman, J. Chem. Phys. **42**, 2408 (1965).
- [28] J. M. H. Levelt, Physica **26**, 361 (1960).