

The so-called two dimensional metal-insulator transition

S. Das Sarma and E. H. Hwang

Condensed Matter Theory Center, Department of Physics, University of Maryland, College Park, Maryland 20742-4111
(December 2, 2024)

We provide a critical perspective on the collection of low-temperature transport phenomena in low-density two-dimensional semiconductor systems often referred to as the 2D metal-insulator transition. We discuss the physical mechanisms underlying the anomalous behavior of the two-dimensional effective metallic phase and the metal-insulator transition itself. We argue that a key feature of the 2D MIT physics is the Coulombic disorder arising from the random distribution of charged impurities in the low-density 2D semiconductor structures.

PACS Number : 71.30.+h; 73.40.Qv

I. INTRODUCTION

The set of experimental observations, collectively referred to as “the two dimensional (2D) metal-insulator transition (MIT)”, was discovered [1] in 1994 by Kravchenko and Pudalov in an important series of low temperature ($T \leq 1 - 4K$) transport measurements in high-mobility low-density electron inversion layers in Si metal-oxide-semiconductor-field-effect transistor (MOS-FET) structures. The original experimental observations, which have since been qualitatively reproduced in Si-MOS systems [2] and in many different 2D semiconductor systems (e.g. p-GaAs [3], n-GaAs [4], SiGe [5], AlAs [6]), consist of a striking temperature and density dependence of the measured 2D resistivity $\rho(T, n)$, or equivalently, the 2D conductivity $\sigma \equiv \rho^{-1}$, at low temperatures and densities in 2D systems of high quality or low disorder (as reflected in high mobilities).

One remarkable feature of the 2D MIT transport data, which continues to attract a great deal of attention, is the apparent existence of a “critical carrier density” n_c which seems to sharply distinguish the effective metallic ($n > n_c$) and the effective insulating ($n < n_c$) phase of the 2D system at low temperatures, with the effective ‘metal’ or ‘insulator’ being defined by the temperature dependence of resistivity: $d\rho/dT > 0$ (metal); $d\rho/dT < 0$ (insulator) at low temperatures (~ 100 mK). An equally remarkable observation in the original report [1] is the extremely strong anomalous “metallic” (i.e., $d\rho/dT > 0$) temperature dependence of the resistivity $\rho(T)$ in the density range just above n_c (approximately in the $n_c \leq n \leq 3n_c$ range) where $\rho(T)$ could increase by as much as a factor of three at a fixed density (above n_c) for a modest change of temperature from $T \sim 0.1K$ to $T \sim 1 - 4K$. Such a huge temperature dependence of metallic resistivity at low temperatures is completely unheard of in any nonsuperconducting metallic systems where the resistivity in the $T \leq 4K$ range essentially exhibits no temperature dependence (the so-called Bloch-Grüneisen regime with $\rho \sim \rho_0 + O(T^5)$) as the acoustic phonons (the dominant source of the temperature dependence of ρ in 3D metals) become thermally frozen

leading to a low-temperature suppression of any temperature dependent scattering. By contrast, the low-density (and high-quality, i.e., high mobility) 2D “metallic” systems discovered by Kravchenko and Pudalov seem to have an *approximately* linear temperature dependence in the $T \sim 1K$ regime, $\rho \approx \rho_0 + O(T)$, in sharp contrast to the “expected” Bloch-Grüneisen metallic behavior. (At much higher densities, however, high-mobility and high-density 2D electron systems manifest [7] almost no temperature dependence similar to 3D metallic behavior, showing an essentially temperature-independent saturation of low temperature ($\leq 4K$) resistivity which is consistent with the 2D Bloch-Grüneisen behavior.) It should, however, be mentioned that at low temperatures ($\leq 50mK$), $\rho(T)$ saturates in 2D MIT systems also, but it is unclear whether this is intrinsic or an electron heating effect.

The observation of a sharp density dependent 2D MIT (with the system being an effective metal for $n > n_c$ and an effective insulator for $n < n_c$) and the associated unusually strong temperature dependence of the metallic resistivity for $n \geq n_c$ (but *not* for $n \gg n_c$) was immediately greeted [8] by a substantial fraction of the community as the discovery of a new (and perhaps quite exotic) ‘metallic’ phase stabilized by the strong electron-electron interactions in the low-density 2D system. The case for the 2D “metallic” phase being exotic was further reinforced by the anomalously strong temperature dependence of the effectively metallic 2D phase. The reason for this enthusiasm about 2D MIT phenomena is the theoretical understanding developed in the late 70s and the early 80s, going by the topical names of “weak localization” and/or “scaling theory of localization” [9,10], which asserted on firm grounds that a disordered noninteracting 2D electron system at $T = 0$ is strictly a localized Anderson insulator (no matter how weak the disorder may be – only the localization length depends exponentially on the strength of disorder), and as such there is no $T = 0$ 2D metal in the thermodynamic limit [10]. If the 2D MIT phenomenon indicates the existence of a true (rather than an effective) 2D metallic phase with a density-driven ($T = 0$) quantum phase transition between the $n > n_c$

2D metal and the $n < n_c$ 2D insulator, then it is a direct violation of the scaling theory of localization which states that there can be no true 2D metallic phase, at least for noninteracting electron systems.

It was soon realized that if the 2D MIT phenomenon is a true quantum phase transition with the high-density ($n > n_c$) phase being a real metal, then much of our understanding of two dimensional electron systems will have to be revised since the weak localization arguments predict the noninteracting 2D system to be an insulator, and therefore, if the interacting 2D system is indeed a true 2D metal, then the two systems (the noninteracting insulator and the interacting metal) cannot be adiabatically connected and the one-to-one correspondence between the noninteracting and the interacting system, which is at the heart of the Landau Fermi liquid theory, would fail for a disordered interacting 2D system. This would be extremely dramatic and important since an ideal (i.e., no disorder) interacting 2D system is known on rather firm grounds to be a Fermi liquid. There has therefore been a great deal of activity focusing on the important question of whether the 2D MIT is a true $T = 0$ quantum phase transition (between an insulator and a metal) or a sharp crossover between a weak and strong localized phase (i.e. from an effective finite-temperature metal at $n \gg n_c$ to an insulator at $n < n_c$).

Another physical effect attracting considerable attention [11–15] is the application of an in-plane parallel magnetic field on the 2D metallic phase and on the 2D MIT itself. A fairly modest ($1 - 10T$ range) in-plane magnetic field parallel to the 2D electron layer gives rise to a rather large positive magneto-resistance at low temperatures and carrier densities. Although the quantitative details of this magneto-resistance are somewhat system specific, the effect could be quite spectacular for densities just above the zero-field critical density for the 2D MIT where the parallel field, at least in Si MOSFETs, could drive the nominal zero-field effective metallic phase into a finite field insulating phase, consequently producing an enormous magnetoresistance. This means that the critical density has an apparent field dependence with $n_c(B) > n_c(B = 0)$. This has been referred to as the field-induced destruction of the 2D metallic phase. There are even claims [8] of the magnetic field induced (as distinct from density induced) quantum phase transition in 2D MIT. The generic effect of the parallel field in the low-disorder, low-density 2D system seems to be the large magnetoresistance effect, which has been seen in several different low-density 2D systems of interest.

Following this brief and necessarily sketchy introduction to the 2D MIT phenomena and the properties of the anomalous 2D metallic phase, we provide, in the rest of this review article, a theoretical phenomenological perspective on the 2D MIT phenomena concentrating on the broad and fundamental qualitative issues of the greatest importance. We do not make any attempts at reviewing

the whole 2D MIT literature, which is now pretty vast exceeding 500 publications over the last 10 years. Our goal is to bring the reader of this review up to date on our qualitative understanding of the 2D MIT phenomena without getting bogged down in the specific quantitative details of different 2D systems. Therefore, only publications of direct relevance to this review article are cited.

II. BACKGROUND

There is a tendency in much of the 2D MIT literature to pretend that the subject began precisely with the important Kravchenko *et al.* paper of 1994, and that there was no pre-history. This is partially false. Even a cursory look at the $\rho(T)$ data in the 1994 Kravchenko *et al.* paper at various carrier densities explicitly shows that the strong temperature dependence of $\rho(T)$ starts deep in the metallic phase at densities $n \gg n_c$ with the temperature dependence of $\rho(T)$ becoming stronger with decreasing density as the density approaches n_c from above. Thus the signature of the anomalous metallic conductivity in the sense of a strong variation in $\rho(T)$ with a modest variation in temperature already exists at high densities, evolving continuously and monotonically to the anomalously strong metallic behavior observed by Kravchenko *et al.* in 1994. Indeed the first observation of such an anomalously strong temperature dependence of 2D resistivity was made by Cham and Wheeler [16] in 1980 who found that a high-mobility Si MOSFET manifests a strong and approximately linear temperature dependence at low temperatures ($1 - 4K$). This observation of ‘strong metallicity’ in Si MOSFETs was followed up [17] by a number of other experimental groups throughout the 1980s eventually culminating in the Kravchenko *et al.* observations in 1994 which, by virtue of using extremely high-mobility Si MOSFETs and lower measurement temperatures ($0.3 - 4K$), found a much more dramatic temperature dependence in the resistivity, namely roughly a factor of three change in $\rho(T)$ in the temperature range of $0.3 - 4K$ whereas the earlier measurements, which could only investigate higher carrier densities since the sample quality was not that good (and consequently n_c was rather high), found more like a 20% (or less) temperature induced change in $\rho(T)$. But all the salient features, albeit on a less dramatic quantitative scale, were already present in the experiments [16,17] dating back to 1980s. Indeed a very recent publication [18] in the 2D MIT literature presents data rather similar to the original Cham and Wheeler data, claiming spectacular new breakthroughs in our understanding of the 2D metallic phase, completely ignoring the whole early literature.

Just as the experimental observation of an effective 2D metallic phase with a strongly temperature dependent $\rho(T)$ dates back to 1980, so does its qualitative theoretical understanding. Stern pointed out, already in 1980

in a companion paper [19] to the Cham and Wheeler paper, that an “unexpectedly” strong almost-linear temperature dependence of $\rho(T)$ would arise in 2D systems (even for $T/T_F \ll 1$) due to the peculiar nature of the 2D screening function which, at $T = 0$, has a cusp at wave vector $q = 2k_F$. Since $2k_F$ scattering is the most dominant resistive scattering at low temperatures, thermal smearing of this $2k_F$ cusp (i.e., the Kohn anomaly) would lead to rather strong temperature dependence of resistivity. Later on, it was explicitly shown [20] within this screening model that the leading-order temperature correction to $\rho(T)$ is indeed linear in T/T_F as Stern found in his numerical calculations. (We note that the temperature correction in these early experiments was only 10 – 20% whereas the current 2D metallic phase often manifest large temperature correction exceeding 100%.)

Thus both the experimental discovery and the theoretical understanding of the anomalous 2D metallic phases, with $\rho(T)$ showing strong (and approximately linear) temperature dependence dates back to 1980 although much of the current 2D community seems to be completely ignorant of this pre-history.

Of course the post-1994 2D MIT experiments, starting with the pioneering papers of Kravchenko *et al.*, are spectacular in the strongly anomalous metallic temperature dependence (often by a factor 2 – 4) of $\rho(T, n)$ and in the sharp metal-insulator “transition” at $n = n_c$ with $d\rho/dT > 0$ for $n < n_c$ and $d\rho/dT < 0$ for $n > n_c$. Also the parallel field effect results are all new, just as the vast literature on 2D MIT findings in many different semiconductor materials and systems also are. But the basic observation of a reasonably strong low-temperature “metallic” behavior, with $\rho(T)$ increasing strongly with temperature, certainly dates back to the work of Cham and Wheeler in 1980. Also, the observation of a metal-insulator transition in 2D systems was fairly routine [21] in the 1970s with decreasing carrier density — the new feature in the current 2D MIT phenomena being the strong temperature dependence of $\rho(T)$ in the putative metallic phase for $n > n_c$. Thus the really key new feature of the current 2D MIT literature is the strong metallic temperature dependence for $n \geq n_c$, which we believe to be the fundamental key ingredient of the 2D MIT phenomena.

III. A QUALITATIVE EXPLANATION OF 2D METALLICITY

The anomalously strong metallic ($d\rho/dT > 0$) temperature dependence is the hallmark of the 2D effective metallic phase. The temperature dependence (typically in the $T \approx 50mK - 4K$ range depending on the material and the system) could be as large as a maximum temperature induced relative change in the resistivity by $\sim 300\%$ (Si MOSFETs) to $\sim 25\%$ (n-GaAs), but the

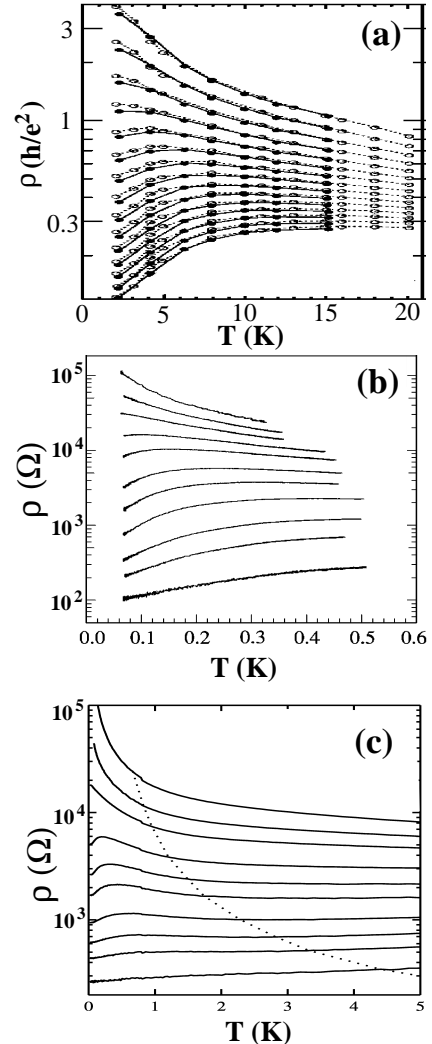


FIG. 1. Experimental $\rho(T)$ over a range of density for three different 2D systems: (a) Si-MOSFET (where $n_c = 1.0 \times 10^{11} cm^{-2}$) [2]; (b) p-GaAs (where $n_c = 4 \times 10^9 cm^{-2}$) [41]; and (c) n-GaAs (where $n_c = 2.3 \times 10^9 cm^{-2}$) [4]. In Fig. 1(a) the density ranges from 8.9 to $22.4 \times 10^{11} cm^{-2}$ (top to bottom); in (b) from 0.15 to $3.2 \times 10^{10} cm^{-2}$; and in (c) from 0.16 to $1.06 \times 10^{10} cm^{-2}$. The metal-insulator transition happens in each case at the density value where $d\rho/dT$ changes its sign at low temperatures. The high temperature change of sign in $d\rho/dT$ (i.e., the non-monotonicity in $\rho(T)$), particularly at lower densities in the metallic phase, arises from the “quantum-classical” crossover mechanism [22,23].

carrier density and the temperature range over which $\rho(T)$ shows strong metallicity depend strongly on the 2D material involved (see Fig. 1). The temperature dependence of $\rho(T, n)$ at the lowest temperatures is also continuous in the sense that it increases monotonically at the lowest temperature with decreasing carrier density until the system goes over to the insulating phase. The magnitude of the anomalous temperature depen-

dence certainly depends strongly on the material involved and is not just a function of the carrier density or the dimensionless density parameter (the Wigner-Seits radius) $r_s = (\pi n)^{-1/2}/a_B$ with $a_B = \kappa\hbar^2/me^2$, where r_s , the average inter-electron separation measured in the effective Bohr radius a_B , is the interaction parameter giving the ratio of the average Coulomb electron-electron potential energy to the noninteracting kinetic energy.

It was suggested by us [22] in 1999 that the anomalously strong metallic temperature dependence discovered by Kravchenko *et al.* arises from the physical mechanism of temperature, density, and wave vector dependent screening of charged impurity scattering in 2D semiconductor structures, leading to a strongly temperature dependent effective quenched disorder controlling $\rho(T, n)$ at low temperatures and densities. In Fig. 2 we show our calculated resistivity for different parameters and systems within the screening theory [22–26]. This is the same screening mechanism invoked originally by Stern in 1980 in the context of the $\rho(T, n)$ measurements by Cham and Wheeler except now the effect is strongly enhanced.

We have explicitly shown [22–26] that the requirements for the observation of a large temperature-induced change in resistivity are the following: (1) A comparatively large change in the value of the dimensionless temperature $t = T/T_F$ which can be accomplished by having a T_F which is at most a few degrees Kelvin so that the temperature regime $0 \leq T \leq T_F$ can be explored in transport studies without phonon scattering complications becoming important; (2) the low value of T_F must be lower than the effective phonon scattering temperature T_{ph} above which phonons start contributing to the temperature dependent resistivity – T_{ph} turns out to be a strong function of the semiconductor material and carrier density, and could be as low as 0.5 – 1K in GaAs systems and as high as 10K or above in Si MOSFETs; (3) the strong screening condition, $q_{TF} \gg 2k_F$, must be satisfied in order to see a large temperature induced change in $\rho(T)$; (4) sufficiently high quality or low disorder in the system must be achieved (i.e., low n_c) so that the low T_F condition can be attained. The conditions (1) and (3) above explicitly necessitate a 2D system with effectively low carrier density for the observation of 2D metallicity whereas the condition (4) explicitly requires high quality or low disorder.

The new development in 2D physics has been the availability of high-quality or equivalently low-disorder samples, starting with the pioneering work of Kravchenko *et al.*, where all these conditions can simultaneously be satisfied. The old Si MOSFETs, where Cham and Wheeler made the first experimental observation of the reasonably strong temperature dependence in $\rho(T)$, had maximum mobilities of the order of $10^3 \text{ cm}^2/\text{Vs}$ so that the low density (and low T_F) regime could not really be explored without strong localization setting in. Therefore, Cham and Wheeler were restricted to studying metallic

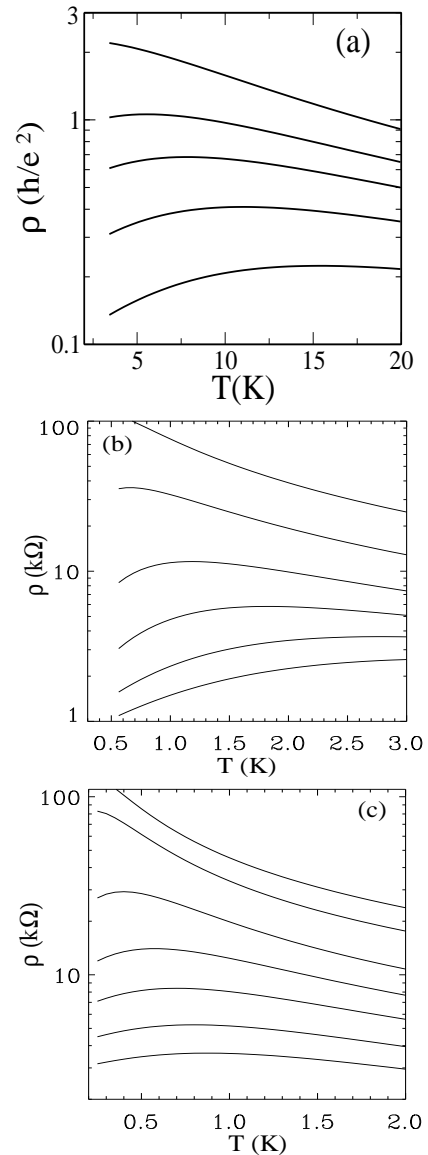


FIG. 2. Calculated $\rho(T)$ over a range of density for three different 2D systems: (a) Si-MOSFET for $n = 8, 10, 12, 15, 20 \times 10^{10} \text{ cm}^{-2}$; (b) p-GaAs $n = 0.1, 0.2, 0.5, 1.0, 2.0, 3.0 \times 10^{10} \text{ cm}^{-2}$; and (c) n-GaAs for $n = 0.4, 0.5, 1.0, 2.0, 3.0, 4.0, 5.0 \times 10^{10} \text{ cm}^{-2}$. Both the anomalously strong temperature dependence in the metallic phase and the non-monotonicity of $\rho(T)$ are evident in these theoretical results.

temperature dependence of $\rho(T; n)$ at carrier densities 10^{12} cm^{-2} or above, where $T_F \geq 75 \text{ K}$ in Si MOSFETs, so that the condition of $t \equiv T/T_F$ being large without significant phonon scattering effects simply could not be satisfied. The new Si MOSFET samples in the post Kravchenko (i.e., after 1994) era have maximum mobilities which are $2-5 \times 10^4 \text{ cm}^2/\text{Vs}$ with consequently rather low critical densities for the strong localization “transition” (actually, a crossover) allowing T_F to be down to a few K so that T/T_F can be large without phonon scat-

tering becoming significant. This is the basic underlying reason for the observed 2D “metallicity”.

In n-GaAs 2D structures, of course, extremely high mobilities surpassing $10^7 \text{ cm}^2/\text{Vs}$ have been achieved. But, until very recently [4], no strong metallic temperature dependence can be seen in high-mobility 2D n-GaAs systems at low temperatures (i.e., in the Bloch-Grüneisen range where phonons are not operational) because of two reasons: (1) The strong screening condition $q_{TF}/2k_F \gg 1$ cannot be satisfied in 2D GaAs electron systems except at rather low carrier densities ($< 10^{10} \text{ cm}^{-2}$); and (2) the Fermi temperature is relatively large in n-GaAs systems making it difficult to satisfy the $t = T/T_F \sim 1$ criterion without having considerable phonon scattering. This is the reason why the strong anomalous metallicity (i.e., a large temperature induced change in resistivity) is difficult to see in GaAs-based 2D electron systems. Recently, however, extremely high-quality gated 2D n-GaAs systems have been fabricated [4] where the carrier density can be lowered to a remarkably low value of 10^9 cm^{-2} . In these very special 2D n-GaAs systems, the strong metallic temperature dependence of $\rho(T)$ shows up [4] rather strikingly in the 30mK–1K temperature range although there are complications arising from phonon scattering that need to be taken into account.

To get a quantitative feeling we write down expressions for 2D T_F and $q_{TF}/2k_F$ below:

$$T_F = 2\pi\hbar^2 n / (g_s g_\nu m k_B), \quad (1)$$

where g_s (g_ν) is the spin (valley) degeneracy factor ($g_s = 2$ (2), $g_\nu = 1$ (2) usually for spin unpolarized GaAs (Si) systems);

$$\frac{q_{TF}}{2k_F} = \frac{e^2}{\hbar^2} \frac{(g_s g_\nu)^{3/2} m}{\sqrt{4\pi n \kappa}} \sim \frac{(g_s g_\nu)^{3/2} m}{\kappa n^{1/2}}, \quad (2)$$

where κ is the background lattice dielectric constant. For the purpose of comparison we also write down the corresponding $q_{TF}/2k_F$ in 3D systems:

$$\begin{aligned} \left(\frac{q_{TF}}{2k_F} \right)_{3D} &= \frac{(g_s g_\nu)^{2/3}}{n^{1/6}} \left(\frac{m e^2}{\kappa \hbar^2} \right)^{1/2} \frac{1}{\pi^{5/6} 6^{1/6} 2^{1/2}} \\ &\sim \frac{(g_s g_\nu)^{2/3} m^{1/2}}{\kappa^{1/2} n^{1/6}}. \end{aligned} \quad (3)$$

For the sake of convenience we also write down T_F and $q_{TF}/2k_F$ specifically in 2D Si MOS and n-GaAs systems: $T_F = 7.3\tilde{n}_{Si} \text{ K}$ ($42\tilde{n}_{GaAs} \text{ K}$), where $\tilde{n}_{Si} = n/10^{11}$ and $\tilde{n}_{GaAs} = n/10^{11}$ (i.e., $\tilde{n} \equiv n/10^{11}$). Thus, $T_F = 7.3K$ in Si for $n = 10^{11} \text{ cm}^{-2}$ whereas $T_F = 42K$ in n-GaAs for $n = 10^{11} \text{ cm}^{-2}$. Similarly, we can write $(q_{TF}/2k_F)_{Si} \approx 11/\sqrt{\tilde{n}}$ and $(q_{TF}/2k_F)_{GaAs} \approx 1.3/\sqrt{\tilde{n}}$. Finally, we note that $(q_{TF}/2k_F)_{2D} \propto g_\nu^{3/2} r_s$ and $(T/T_F)_{2D} \propto g_\nu r_s^2$, whereas $(q_{TF}/2k_F)_{3D} \propto g_\nu^{2/3} \sqrt{r_s}$ and $(T/T_F)_{3D} \propto g_\nu r_s^2$ in terms of the valley degeneracy factor ($g_\nu = 2$ for Si

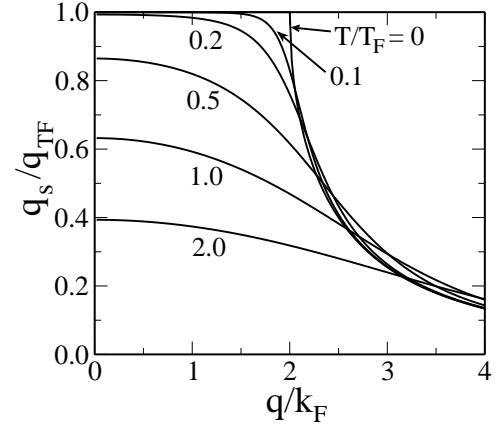


FIG. 3. The 2D screening function $q_s(q, T)$ (in units of the long-wavelength Thomas-Fermi screening constant q_{TF}) as a function of dimensionless wave vector q/k_F , where k_F is the Fermi wave vector, for several different temperatures $T/T_F = 0, 0.1, 0.2, 0.5, 1.0, 2.0$ (top to bottom). The strong temperature-induced suppression of the $2k_F$ Kohn anomaly in screening is evident in the figure even for very low T/T_F . In the strong screening limit the low-temperature resistivity is approximately inversely proportional to the square of $[q_s(2k_F)/2k_F]$ if charged impurity scattering is dominant in the system, which, as is obvious from this figure, will manifest very strong temperature dependence leading to the anomalous metallicity at low carrier densities.

MOSFETs and 1 for GaAs systems) and the dimensionless interaction parameter r_s .

The examination of the expressions for $q_{TF}/2k_F$ and T/T_F immediately reveals that the Si MOS 2D electron system is substantially more “metallic” than the GaAs 2D electron system, as is experimentally observed, at the same carrier density since $(q_{TF}/2k_F)_{Si} \approx 10(q_{TF}/2k_F)_{GaAs}$ at similar density. In fact, a 2D GaAs electron system would require a factor of 100 lower carrier density than the 2D Si electron system for the two to have “similar” metallicity (for example, equivalently strong temperature dependent resistivity when expressed in terms of the dimensionless temperature dependence $t \equiv T/T_F$) – the “metallicity” is even more lopsided in favor of Si MOSFETs when one takes into account the fact that $T_F^{GaAs} \approx 6T_F^{Si}$ at the same carrier density! Thus both the density and the materials dependence of “metallicity” (i.e., why the strength of the metallic temperature dependence of resistivity is enhanced with decreasing carrier density in a given sample and why there is substantial variation in the metallicity strength among different materials and systems) can be qualitatively understood as arising from the temperature dependence of effective (i.e., screened) disorder in the system as controlled by the dimensionless parameters $q_{TF}/2k_F$ and T/T_F . We note that a simple comparison of these parameters between 2D and 3D systems also immediately provides an explanation for why such a strong metallicity is highly

unlikely (but not theoretically impossible) to occur in 3D. In particular, $(q_{TF}/2k_F)_{3D} \sim n^{-1/6}$ in contrast to $(q_{TF}/2k_F)_{2D} \sim n^{-1/2}$, and therefore the effective disorder is much more weakly density dependent in 3D than in 2D, making it much more difficult to control “metallicity” by changing carrier density in 3D systems (e.g., a doped semiconductor system). In addition, in 3D metals $q_{TF}/2k_F \sim 1$ and $T/T_F \sim O(10^{-4})$ at low temperatures, so that screening-induced temperature dependence of transport properties (through the effective temperature dependent disorder) is not observable in 3D metallic systems. Also, the $2k_F$ Kohn anomaly is much sharper in 2D (a cusp, see Fig. 3) than in 3D, contributing to an effectively stronger 2D temperature dependence. Thus, anomalous metallicity is highly unlikely, but not theoretically impossible, to occur in low density 3D metallic systems.

The typical $q_{TF}/2k_F$ values in the 1994 Kravchenko experiment were in the 8–12 range whereas it was in the 3–4 range for the Cham and Wheeler samples explaining the much stronger temperature dependence in the Kravchenko experiment. In addition, the T/T_F values ranged in 0.01–0.05 range for the Cham and Wheeler measurements whereas it is 0.1–1 range in the Kravchenko experiments, again emphasizing the occurrence of much stronger temperature dependence in the high-mobility low-density systems. In fact, the reason for requiring high-quality and low-disorder 2D systems for the observation of 2D metallicity is obvious in the screening theory – one must be able to achieve fairly low carrier densities without going into a strongly localized phases (i.e. n_c should be “low”) so that high $q_{TF}/2k_F$ values can be attained in order to observe the strong temperature-induced variation in the effective disorder as reflected in the strong temperature dependence of $\rho(T)$. In systems with high disorder, $q_{TF}/2k_F$ values cannot be large since low carrier densities satisfying $n > n_c$ cannot be achieved, and therefore the strong screening condition needed for metallicity cannot be satisfied. The low disorder pushes the strong localization crossover density n_c to lower values enabling the $q_{TF}/2k_F$ (and T/T_F) values of the 2D system to be much larger allowing the striking observation of the strong temperature (and magnetic field) dependence of the 2D resistivity in the effective metallic phase. In Fig. 4 we show the $q_{TF}/2k_F$ and T/T_F dependence of $\rho(T)$ in the screening theory.

The screening theory also provides a natural explanation for the observed nonmonotonicity in $\rho(T)$ at larger temperatures ($T \geq 0.1T_F$), where $\rho(T)$ seems to slowly decrease with increasing temperature. This arises from the “quantum-classical” crossover mechanism [22,23,26] where, for $T/T_F \sim 1$, the resistivity goes down with increasing temperature due to the “higher carrier velocity” at higher temperatures which becomes increasingly important at higher temperatures. The characteristic temperature scale where this nonmonotonic crossover from

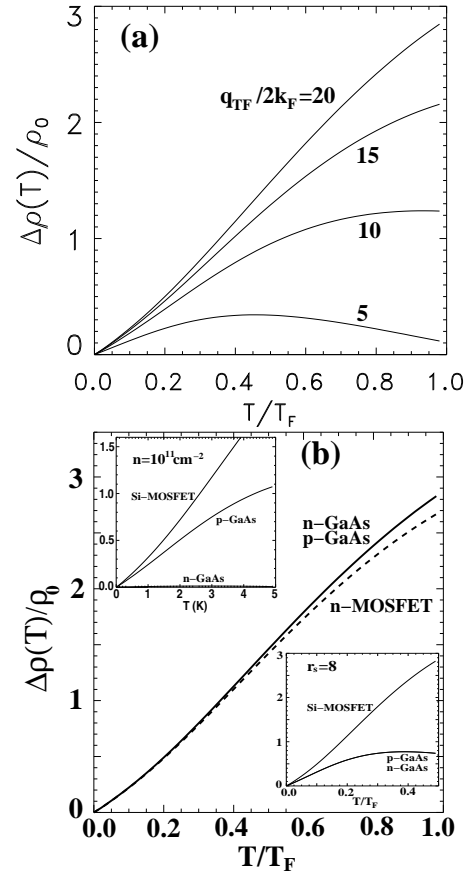


FIG. 4. (a) Calculated $\Delta\rho = \rho(T, n) - \rho_0$, where $\rho_0 = \rho(T = 0)$, for various $q_{TF}/2k_F$ as a function of $t = T/T_F$ for Si MOSFET. (b) Calculated $\Delta\rho = \rho(T, n) - \rho_0$ as a function of T/T_F for Si-MOSFET, p-GaAs, and n-GaAs with a fixed $q_{TF}/2k_F = 15$. In upper inset the comparison of the metallicity for fixed density $n = 10^{11} \text{ cm}^{-2}$ is given as a function of a temperature. In lower inset we show the change of resistivity for fixed value of $r_s = 8$ as a function of $t = T/T_F$.

an increasing $\rho(T)$ to a decreasing one occurs is a strong function of the system and the carrier density involved, and could be very low ($T/T_F \sim 0.1$) for the 2D n-GaAs system particularly at higher densities.

The strong parallel magnetic field dependence of resistivity also arises (at least partially) from the screening effect [27]. In particular, the screened effective disorder would have a strong magnetic field dependence through the spin polarization effect since a fully spin-polarized system has weaker screening than the paramagnetic unpolarized system as the density of states is a factor of 2 lower in the fully spin-polarized system, i.e., $g_s = 1(2)$ in the spin (un)polarized system. This means that the effective screening parameter $q_{TF}/2k_F$ changes by a factor of 2 as the parallel magnetic field increases from $B = 0$ to $B = B_s$ where B_s , given by $g\mu_B B_s = E_F$ with g as the material-dependent Landé g -factor and μ_B the Bohr magneton, is the saturation field needed to fully spin-polarize the system. At the low carrier densities of in-

terest in the 2D MIT phenomena $B_s \sim 1 - 10T$, and therefore the applied parallel field should strongly influence 2D carrier transport through the same screening mechanism that gives rise to the temperature dependent 2D resistivity. The strong qualitative similarity between the temperature and the magnetic field dependence of resistivity in Si MOSFETs has been phenomenologically discussed in the literature [28]. In the screening model, both dependences arise from the weakening of screening (and consequently an enhancement of the effective disorder) – in one case by increasing temperature and in the other case by increasing spin-polarization (due to the applied parallel field). One immediate consequence of the parallel field induced screening effect is that it predicts that $\rho(B)$ would increase *only* in the $0 < B < B_s$ range, and will saturate for $B \geq B_s$ since the spin polarization effect saturates at B_s . This is indeed approximately the case in Si MOSFETs where the screening effect is the dominant mechanism in determining the parallel magnetic field dependence.

In n-GaAs (as well as p-GaAs) 2D systems spin-polarization induced screening modification is only a partial transport contribution of the parallel magnetic field. Another important effect of the applied parallel field in 2D systems is the direct orbital coupling [29] of the parallel field to the 2D carriers by virtue of the finite layer width of the *quasi*-2D electron systems. This magneto-orbital effect is anisotropic (i.e. depends on whether the current flow in the plane is parallel or perpendicular to the applied parallel field direction) and is quantitatively significant only when the parallel field is large enough, i.e., for $l \leq \langle z \rangle$ where $l = \sqrt{\hbar c / e B}$ is the magnetic length associated with the parallel field and $\langle z \rangle$ is the approximate width of the 2D layer. In Si MOSFETs $\langle z \rangle$ is rather small ($< 50\text{\AA}$) and magneto-orbital effects are quantitatively unimportant, making screening effect the dominant mechanism for the parallel field dependence of the resistivity. In both n- and p-GaAs 2D systems, both magneto-screening and magneto-orbital effects are important, and for $B > B_s$ only the magneto-orbital effect is operational with $\rho(B > B_s)$ increasing monotonically due to the magneto-orbital correction. But even in GaAs 2D systems $\rho(B)$ manifests a kink at $B = B_s$ since the spin-polarization induced screening effect saturates at that field. The 2D parallel-field magneto-transport theory in the presence of both magneto-spin polarization and magneto-orbital effects is complicated and leads to theoretical results which are in good qualitative agreement with experimental observations. [30]

IV. THE 2D METAL-INSULATOR TRANSITION

We have argued that the anomalous metallic behavior of $\rho(T, n, B)$ in 2D systems arises from the qualitative variation in the effective disorder as manifested through

the screening effect. The peculiar nature of screening in 2D (where the Thomas-Fermi screening wave vector at $T = 0$ is constant between 0 and $2k_F$, and consequently the Kohn anomaly is a sharp cusp at $T = 0$) and the attainable low values of carrier density allow for the strong screening condition ($q_{TF}/2k_F \gg 1$) to be satisfied (for low disorder) in these systems leading to the strong temperature and magnetic field dependence of resistivity.

We now briefly discuss the nature of the 2D MIT itself. What is happening at $n = n_c$? Is this a $T = 0$ quantum phase transition between a true 2D metal (not allowed within the scaling theory of localization) and an insulator or is this a crossover (or perhaps a classical transition) phenomenon?

It has become clear [31–35] in the last few years that the 2D MIT is a classical (or semiclassical) percolation transition and *not* a $T = 0$ quantum phase transition. The basic physical picture is simple, and applies rather generically to semiconductor systems where the disorder arises from a quenched *random distribution of Coulombic charged impurity centers*. At high densities the charged impurities are effectively screened by the carrier system. As the carrier density decreases (keeping the charged impurity density fixed, i.e. for a given sample) the spatial fluctuations in the charged impurity distribution would eventually lead to local failure (nonlinearity) in screening leading to inhomogeneities (droplets) in the electron liquid associated with the random impurity distribution. At low enough carrier densities, this nonlinear screening mechanism induced inhomogeneities would eventually lead to a percolation transition with the effective 2D metallic phase (at $n > n_c$) above the percolation transition point and the effective insulating phase (at $n < n_c$) below the percolation point. Such a percolation scenario, which should occur quite generically in semiconductor structures where transport is dominated by charged impurity scattering, was envisioned a long time ago [36] for the metal-insulator transition in 3D doped semiconductors, and has more recently been discussed for 2D systems [37]. In fact, the percolation scenario underlying the 2D MIT has been extensively discussed [31–35] in the recent literature, and there is a great deal of direct and indirect experimental evidence supporting the conclusion that the 2D MIT is a percolation transition.

The percolation scenario also explains why weak localization effects are difficult to observe experimentally in the 2D metallic phase. The system is highly inhomogeneous for $n \geq n_c$, and therefore the usual logarithmic weak localization corrections can only show up at much higher densities where the system behaves as a disordered homogeneous 2D electron system. Also the strong anomalous temperature dependence arising from the screening effect makes it difficult to directly observe the weak localization corrections to $\rho(T)$ at low densities. The presence of strong inhomogeneities in the 2D electron system around $n \sim n_c$ has been directly observed in

scanning chemical potential spectroscopy [35] of the 2D system, making it clear that the 2D MIT is a screening-driven semiclassical percolation transition rather than an interaction driven quantum phase transition. The strong dependence of n_c on disorder (e.g., on the maximum mobility of the MOSFET) also indicates that percolation is the underlying cause of the 2D MIT phenomenon.

It must be noted that weak localization induced negative magnetoresistance effects are experimentally observed in the 2D effective metallic phases even for $n \geq n_c$, i.e., just above the 2D MIT. But $\rho(T)$ itself typically saturates at low T ($\sim 30 - 100mK$) without manifesting the $\ln T$ rise with lowering temperature as expected for a weakly localized homogeneous 2D system. This absence of a $\ln T$ increase in $\rho(T)$ with the lowering of temperature could be caused by a number of factors: (1) the electron heating effect (which plays an important role below $100mK$); (2) the strong screening induced temperature dependence (which may mask the $\ln T$ effect); (3) inhomogeneity and droplet formation associated with low-density nonlinear screening; (4) interaction and phase coherence effects at low densities. It is worthwhile to point out that even at higher carrier densities the observation of the $\ln T$ weak localization effect in 2D semiconductor systems has been fairly rare [38]. More work is surely needed to better understand weak localization effects in low density (and high quality) 2D systems manifesting the 2D MIT behavior. But the highly inhomogeneous nature of the 2D system around the percolation transition $n \geq n_c$ suppresses the manifestation of the weak localization behavior, which should and does show up at higher carrier densities when the 2D system is spatially homogeneous.

We also note that the observation of a metal-insulator localization transition goes back [21] thirty years to the 1970s when it was routinely studied in Si MOSFETs in the context of an Anderson-Mott transition. The 2D samples used in those early studies were relatively highly disordered samples with maximum mobilities mostly around $10^3 cm^2/Vs$ (or lower) where $n_c \approx 10^{12} cm^{-2}$ for the 2D MIT. So the effective 2D metallic phase did not manifest any strong metallicity since $q_{TF}/2k_F \sim 1$ and $T_F \sim 100K$. Thus, the “transition” to the insulating state in the pre-1994 (mostly in the 1970s) 2D MIT studies occurred without any strong metallic temperature dependence of $\rho(T)$ at low temperatures since the effective disorder has little temperature dependence in the $1 - 4K$ range for $n \geq 10^{12} cm^{-2}$. The lack of an anomalous effective 2D metallic phase (due to the large value of n_c) is what primarily distinguishes the pre-1994 2D MIT phenomena from the post-1994 2D MIT phenomena.

V. CONCLUSION

The low-density 2D effective metallic phase (and the eventual lower-density 2D metal-insulator transition) are direct results of ohmic low-temperature ($< 1 - 4K$) transport in 2D semiconductor structures being predominantly limited by long-range and singular *charged impurity* scattering (rather than by short-range white noise disorder often used in theoretical models for the sake of convenience). The bare disorder arising from the random charged impurity centers is highly singular, and must be regularized for any theoretical description of 2D transport properties. Theoretical models that assume the quenched impurity disorder to be a short-range white-noise potential misses out a fundamental physical aspect of the 2D transport properties, namely that the bare disorder is long-range Coulomb disorder. The 2D metallicity, as manifested in strong density, temperature, and parallel magnetic field dependence of the resistivity (at low temperatures and carrier densities), arises from the strong variation in the effective (i.e. renormalized) screened disorder as a function of density, temperature, and parallel magnetic field. The (density and temperature dependent) screening of the charged impurity potential is *essential* in understanding the 2D transport properties – the situation here is fundamentally different from a short-ranged white-noise bare disorder which does not necessitate any infrared regularization. The dimensionless parameter $q_{TF}/2k_F$ characterizes the metallicity strength – larger the value of $q_{TF}/2k_F$ ($\propto n^{-1/2}$) stronger is the 2D metallic behavior until the 2D MIT point is reached. The metallic temperature dependence of $\rho(T, n)$ is pushed to lower absolute temperatures as $q_{TF}/2k_F$ increases since T_F (which sets the scale of temperature variation through the dimensionless parameter T/T_F) decreases with increasing $q_{TF}/2k_F$ in a given system. The 2D MIT itself is a semiclassical percolation transition arising from the breakdown of linear screening of the charged impurity disorder at low enough carrier densities where the local failure of screening associated with the randomness in the distribution of the charged impurity centers leads to strong inhomogeneity in the electron system (akin to electron droplet formation), eventually giving way to a percolation transition. The critical density n_c is thus a function of the random impurity distribution, which reflects itself loosely into a dependence of n_c on the system quality or maximum 2D mobility.

We have emphasized throughout this review that the key to understanding the 2D MIT phenomena is that the bare disorder here arises from random charged impurity centers, and is therefore long-ranged and ill-behaved. Such a singular bare Coulomb disorder *must be regularized* by screening the bare disorder. The fact that at low carrier densities such a screened effective disorder

is a strong function of density, temperature, and parallel magnetic field is *the* basic underlying reason for 2D metallicity and 2D MIT.

In this context, it is crucial to critique a group of recent publications [18,39] which have confusingly attempted a misleading and erroneous distinction between the screening theory and the so-called interaction theory [40] – these two theories complement each other, and are *not* competing descriptions of nature. In the interaction theory [40], one uses a model zero-range bare impurity disorder which does not require any regularization. The whole rationale for the screening theory does not apply to this white-noise disorder model, and indeed there is nothing special about the many-body diagrams (the infinite series of ring diagrams) which define screening when it comes to a short-range bare impurity potential. (By contrast, the long-range Coulomb disorder, as applying to a random distribution of charged impurity centers, must be screened, and the infinite series of ring diagrams defining screening is a special set of diagrams when it comes to long-range Coulombic bare impurity disorder.) In the interaction theory, therefore, one carries out a systematic perturbation theory in the electron-electron interaction to obtain the *leading-order* temperature correction to the 2D conductivity. Thus, the interaction theory is a formally exact calculation of the electron-electron interaction correction to the leading-order temperature dependence in the 2D resistivity for a model of zero-range impurity disorder whereas the screening theory is an approximate (the ring-diagram series) calculation of the electron-electron correction to the *full* temperature dependence in the 2D resistivity for the realistic Coulomb impurity disorder. We emphasize that, if the dominant bare disorder in 2D semiconductor structures were indeed some short-range quenched disorder (e.g., alloy disorder scattering), then it would be completely meaningless to talk about a screening theory since screening (i.e., the infinite series of ring diagrams) has no particular significance for short range bare disorder. On the other hand, the realistic bare disorder in 2D semiconductor structures being the long-range Coulomb disorder, screening is a particularly meaningful theoretical approximation for the regularization of impurity disorder, and the assumption of a model white-noise zero-range bare disorder makes little sense. In this context we also mention that the Friedel oscillations associated with impurity scattering, that are much discussed in the interaction theory [40], are formally equivalent to the sharp Kohn anomaly of the screening function we described above – the Kohn anomaly directly leads to the Friedel oscillations.

It is important to point out that although the screening theory and the interaction theory are complementary descriptions (and the interaction theory does *not* apply to 2D semiconductor structures since the bare disorder here is *not* short-range white-noise potential), they both predict the leading-order temperature correction to the 2D

resistivity to be linear in T/T_F , i.e., $\rho(T) = \rho_0[1 + f \frac{T}{T_F}]$ in both theories upto $O(T/T_F)$, i.e., for $T/T_F \ll 1$. The parameter $f \equiv f(r_s)$ is a known function of r_s in the screening theory whereas it is an unknown function of r_s in the interaction theory where $f(r_s)$ can be expressed in terms of various exact Fermi liquid parameters (e.g., the exact quasiparticle effective mass and the exact quasiparticle susceptibility) which are of course unknown functions of r_s for arbitrary r_s . The fact that both theories predict a linear leading order temperature correction to the resistivity is highly significant, showing the two theories to be complementary and not competitive.

It may be interesting (and certainly reasonable) to ask how one could validate the essential nature of the screening induced regularization of the bare Coulomb disorder in realistic 2D systems of interest in the 2D MIT phenomena. To put the same issue in another way: How do we know that the effective disorder is indeed the screened Coulomb disorder in 2D semiconductor structures (as against, for example, a zero-range white-noise disorder as assumed in the interaction theory calculations)? This question has a surprisingly simple experimentally verifiable answer. Writing $\rho(T, n) = \rho_0[1 + f(r_s) \frac{T}{T_F}]$, we see that $\rho_0 \equiv \rho(T \rightarrow 0)$ is a general function of density, which is experimentally known. In particular, at higher carrier densities ($n \gg n_c$) $\rho_0(n) \sim n^{-1.6}$ ($n^{-1.3}$) in 2D n-GaAs (Si MOS) high mobility semiconductor structures, which is precisely the prediction of the screening theory for long-range bare impurity disorder whereas the white-noise short-range disorder model predicts $\rho_0(n) \sim n^{-1}$ independent of the 2D system. This clearly establishes that the appropriate model for impurity disorder is the screened Coulomb disorder, which then leads to strong temperature and parallel magnetic field dependence of resistivity through the strong temperature and field dependence of the screened effective disorder for large values of $q_{TF}/2k_F$.

This dichotomy between the screening theory (which provides the full temperature dependence of resistivity for the realistic model of charged impurity Coulombic disorder within the simplified and physically motivated ring diagram approximation) and the interaction theory (which provides the formally exact leading order temperature dependence for the unrealistic zero-range white-noise bare impurity disorder) makes it meaningless to compare them – it is really comparing “apples and oranges” – since the two theories serve very different (and complementary) purposes. Where they coincide (e.g., in the leading-order temperature correction) they provide consistent answers. The development of a realistic interaction theory, which starts from the realistic model of charged impurity disorder and adds on interaction effects in a systematic manner, remains an important open theoretical challenge for the future. We note that this cannot be done within the interaction theory by naïvely screening the bare Coulomb disorder to convert it to a short-

range effective disorder since that will be an incorrect double-counting of the interaction effects – the screening ring diagrams are included in the interaction effect as the Hartree contribution and cannot therefore be included in the regularization of the $T = 0$ bare Coulomb disorder. Finally, we note that a careful recent experimental attempt [41] at the ‘verification’ of the interaction theory ran into severe consistency problems, most likely due to the lack of information on the exact Fermi liquid parameters necessary for applying the interaction theory to analyze experimental data. We also mention that a recent theory [42] of the thermoelectric effect in 2D carrier systems has independently established the validity of the screening theory in handling the long-range impurity disorder in semiconductor structures.

We conclude by emphasizing that although the 2D MIT phenomenon is now a solved problem at a qualitative level, many open questions remain at the quantitative level. In particular, the screening theory is currently based [22–26] on the ring diagram approximation (or equivalently RPA, the random phase approximation) which is known to be exact only in the high density ($r_s \rightarrow 0$) limit. Systematic inclusion of local field corrections beyond RPA does not change the predicted 2D metallic behavior, and in fact RPA is known to work qualitatively well even at low carrier densities since it is a self-consistent field theory (and *not* a perturbative expansion in r_s which is bound to fail at the large r_s values of interest in the 2D MIT phenomena). An important open challenge, already discussed above, is to develop an interaction theory for the realistic long-range Coulomb disorder in 2D systems. A deeper quantitative understanding of the parallel magnetic field dependence of the 2D MIT behavior is also necessary, particularly in the regime where both the spin-polarization and the magneto-orbital effects are equally important. Much more work is also required to better understand the precise nature of the percolation transition itself at n_c . In particular, a systematic study of the transition as a function of temperature, as has recently been carried out [33] in 2D n-GaAs system, is needed for all the 2D systems in order to better understand the intriguing and interesting 2D metal-insulator transition phenomena. A better understanding of the nature of the 2D insulating phase for $n < n_c$ is also needed. The interplay between strong disorder and strong interaction is likely to make the insulating phase some type of a Wigner glass or a strongly correlated Anderson insulator, whose properties should be further studied.

Finally, the outstanding open theoretical question of great importance is the nature of the true $T = 0$ 2D ground state of a disordered interacting electron system (for $n > n_c$ in particular, i.e., in the $T \neq 0$ effective metallic phase) when both interaction and disorder are equally significant (as they are at low carrier densities in the presence of random charged impurity cen-

ters). Our current knowledge [10] is based mostly on perturbative techniques when either interaction or disorder (or both) are weak, and since the system flows to the strong coupling regime when both disorder and interaction are turned on, such perturbative theories may not be meaningful. Direct numerical simulations [43] of rather small 2D interacting disordered systems seem to indicate that the noninteracting scaling localization behavior holds even in the presence of strong interaction, but thermodynamic conclusions based on such small system simulations are open to skepticism. We emphasize in this context that both screening theory and interaction theory, of course, predict the $T = 0$ 2D ground state to be an insulator in the scaling localization sense, but neither theory can shed much light on the weak localization properties in the low-density $n \geq n_c$ region where the 2D system becomes highly inhomogeneous near the percolation transition at $n = n_c$. While experimental work by itself is unlikely to tell us the true nature of the $T = 0$ 2D quantum ground state, we believe that more work on carefully studying the weak localization properties of 2D electron systems would be helpful. We note, however, that the unmistakable evidence for the presence of weak localization behavior in the $n > n_c$ regime is often observed experimentally [44] although the observed localization effect seems to be rather small, which may be due to the strong screening induced temperature dependence and/or the inhomogeneous nature of the 2D system around $n \geq n_c$. This issue needs to be further studied.

ACKNOWLEDGMENTS

This work is supported by ONR, ARO, ARDA, DARPA, LPS, NSF, and DOE.

-
- [1] S. V. Kravchenko, G. V. Kravchenko, J. E. Furneaux, V. M. Pudalov, and M. D’Iorio, Phys. Rev. B **50**, 8039 (1994); **51**, 7038 (1995).
 - [2] A. Lewalle, M. Pepper, C. J. B. Ford, E. H. Hwang, S. Das Sarma, D. J. Paul, and G. Redmond, Phys. Rev. B **66**, 075324 (2002).
 - [3] M. Y. Simmons, A. R. Hamilton, M. Pepper, E. H. Linfield, P. D. Rose, D. A. Ritchie, A. K. Savchenko, and T. G. Griffiths, Phys. Rev. Lett. **80**, 1292 (1998).
 - [4] M. P. Lilly, J. L. Reno, J. A. Simmons, I. B. Spielman, J. P. Eisenstein, L. N. Pfeiffer, K. W. West, E. H. Hwang, and S. Das Sarma, Phys. Rev. Lett. **90**, 056806 (2003).
 - [5] V. Senz, T. Ihn, T. Heinzl, K. Ensslin, G. Dehlinger, D. Grutzmacher, U. Gennser, E. H. Hwang, and S. Das Sarma, Physica E **13**, 723 (2002).

- [6] S. J. Papadakis and M. Shayegan, Phys. Rev. B **57**, R15068 (1998).
- [7] H. L. Stormer, L. N. Pfeiffer, K. W. Baldwin, and K. W. West, Phys. Rev. B **41**, 1278 (1990).
- [8] E. Abrahams, S. V. Kravchenko, and M. P. Sarachik, Rev. Mod. Phys. **73**, 251 (2001); S. V. Kravchenko and M. P. Sarachik, Rep. Prog. Phys. **67**, 1 (2004); V. M. Pudalov, cond-mat/0405315 (2004).
- [9] E. Abrahams, P. W. Anderson, D. C. Licciardello, and T. V. Ramakrishnan, Phys. Rev. Lett. **42**, 673 (1979).
- [10] P. A. Lee and T. V. Ramakrishnan, Rev. Mod. Phys. **57**, 287 (1985); D. Belitz and T. R. Kirkpatrick, Rev. Mod. Phys. **66**, 261-380 (1994).
- [11] D. Simonian, S. V. Kravchenko, and M. P. Sarachik, Phys. Rev. Lett. **79**, 2304 (1997).
- [12] T. Okamoto, K. Hosoya, S. Kawaji, and A. Yagi, Phys. Rev. Lett. **82**, 3875 (1999).
- [13] K. M. Mertes, D. Simonian, M. P. Sarachik, S. V. Kravchenko, and T. M. Klapwijk, Phys. Rev. B **60**, R5093 (1999).
- [14] J. Yoon, C. C. Li, D. Shahar, D. C. Tsui, and M. Shayegan, Phys. Rev. Lett. **84**, 4421 (2000); S. J. Papadakis, E. P. De Poortere, M. Shayegan, and R. Winkler, Phys. Rev. Lett. **84**, 5592 (2000).
- [15] J. Zhu *et al.*, Phys. Rev. Lett. **90**, 056805 (2003).
- [16] K. M. Cham and R. G. Wheeler, Phys. Rev. Lett. **44**, 1472 (1980).
- [17] R. P. Smith and P. J. Stiles, Solid State Comm **58**, 511 (1986); S. I. Dorozhkin and V. T. Dolgoplov, JETP Lett. **40**, 1019 (1984); T. N. Zavaritskaya and E. I. Zavaritskaya, JETP Lett. **45**, 609 (1987).
- [18] V. M. Pudalov, M.E. Gershenson, H. Kojima, G. Brunthaler, A. Prinz, and G. Bauer, Phys. Rev. Lett. **91**, 126403 (2003); S. Das Sarma and E. H. Hwang, cond-mat/0310260.
- [19] F. Stern, Phys. Rev. Lett. **44**, 1469(1980).
- [20] A. Gold and V. T. Dolgoplov, Phys. Rev. B **33**, 1076 (1986); S. Das Sarma, Phys. Rev. B **33**, 5401 (1986); F. Stern and S. Das Sarma, Solid State Electron. **28**, 158 (1985).
- [21] T. Ando, A. B. Fowler, and F. Stern, Rev. Mod. Phys. **54** 437, (1982).
- [22] S. Das Sarma and E. H. Hwang, Phys. Rev. Lett. **83**, 164 (1999).
- [23] S. Das Sarma and E. H. Hwang, Phys. Rev. B **61**, R7838 (2000).
- [24] S. Das Sarma, E.H. Hwang, and I. Zutic, Superlattices Microstruct. **27**, 421 (2000).
- [25] S. Das Sarma and E. H. Hwang, Phys. Rev. B **69**, 195305 (2004).
- [26] S. Das Sarma and E. H. Hwang, Phys. Rev. B **68**, 195315 (2003).
- [27] V. T. Dolgoplov and A. Gold, JETP Lett. **71**, 27 (2000).
- [28] V. M. Pudalov, cond-mat/0103087 (2001).
- [29] S. Das Sarma and E. H. Hwang, Phys. Rev. Lett. **84**, 5596 (2000).
- [30] S. Das Sarma and E. H. Hwang, cond-mat/0408361 (2004); unpublished.
- [31] S. He and X. C. Xie, Phys. Rev. Lett. **80**, 3324 (1998); J. Shi and X. C. Xie, Phys. Rev. Lett. **88**, 086401 (2002); Y. Meir, Phys. Rev. Lett. **83**, 3506 (1999); Y. Dubi, Y. Meir, and Y. Avishai, cond-mat/0409759.
- [32] R. Leturcq, D. L'Hôte, and R. Tourbot, C. J. Mellor, and M. Henini, Phys. Rev. Lett. **90**, 076402 (2003).
- [33] S. Das Sarma, M. P. Lilly, E. H. Hwang, L. N. Pfeiffer, K. W. West, and J. L. Reno, cond-mat/0406655 (2004).
- [34] J. P. Eisenstein *et al.*, unpublished.
- [35] S. Ilani *et al.*, Phys. Rev. Lett. **84**, 3133 (2000).
- [36] A. L. Efros and B. I. Shklovskii, *Electronic Properties of Doped Semiconductors* (Springer Verlag, Berlin, 1984).
- [37] A. L. Efros, Solid State Commun. **65**, 1281 (1988); **70**, 253 (1989). See also J. A. Nixon and J. Davies, Phys. Rev. B **41**, 7929 (1990).
- [38] D. J. Bishop, D. C. Tsui, and R. C. Dynes, Phys. Rev. Lett. **44**, 1153 (1980); M J Uren, R A Davies, and M Pepper, J. Phys. C **13**, L985 (1980).
- [39] Y. Y. Proskuryakov, A. K. Savchenko, S. S. Safonov, M. Pepper, M. Y. Simmons, and D. A. Ritchie, Phys. Rev. Lett. **89**, 076406 (2002); A. A. Shashkin, S. V. Kravchenko, V. T. Dolgoplov, and T. M. Klapwijk, Phys. Rev. B **66**, 073303 (2002); S. A. Vitkalov, K. James, B. N. Narozhny, M. P. Sarachik, and T. M. Klapwijk, Phys. Rev. B **67**, 113310 (2003).
- [40] G. Zala, B. N. Narozhny, and I. L. Aleiner, Phys. Rev. B **64**, 214204 (2001).
- [41] H. Noh, M. P. Lilly, D. C. Tsui, J. A. Simmons, E. H. Hwang, S. Das Sarma, L. N. Pfeiffer, and K. W. West, Phys. Rev. B **68**, 165308 (2003).
- [42] S. K. Lyo, Phys. Rev. B **70**, 153301 (2004).
- [43] R. Kotlyar and S. Das Sarma, Phys. Rev. Lett. **86**, 2388 (2001).
- [44] X. P. A. Gao *et al.*, Phys. Rev. Lett. **89**, 016801 (2002); V. Senz *et al.*, Phys. Rev. B **61**, R5082 (2000); B. L. Altshuler *et al.*, Physica (Amsterdam) **9E**, 209 (2001); Y. Y. Proskuryakov *et al.*, Phys. Rev. Lett. **86**, 4895 (2001); M. Y. Simmons *et al.*, Phys. Rev. Lett. **84**, 2489 (2000).