

Doping a Mott Insulator: Physics of High Temperature Superconductivity

Patrick A. Lee^a, Naoto Nagaosa^b, and Xiao-Gang Wen^a

^a Department of Physics, Massachusetts Institute of Technology, Cambridge, Massachusetts 02139

^b CREST, Department of Applied Physics, University of Tokyo, 7-3-1 Hongo, Bunkyo-ku, Tokyo 113, Japan

(Dated: February 2, 2008)

This article reviews the effort to understand the physics of high temperature superconductors from the point of view of doping a Mott insulator. The basic electronic structure of the cuprates is reviewed, emphasizing the physics of strong correlation and establishing the model of a doped Mott insulator as a starting point. A variety of experiments are discussed, focusing on the region of the phase diagram close to the Mott insulator (the underdoped region) where the behavior is most anomalous. The normal state in this region exhibits the pseudogap phenomenon. In contrast, the quasiparticles in the superconducting state are well defined and behave according to theory. We introduce Anderson's idea of the resonating valence bond (RVB) and argue that it gives a qualitative account of the data. The importance of phase fluctuation is discussed, leading to a theory of the transition temperature which is driven by phase fluctuation and thermal excitation of quasiparticles. However, we argue that phase fluctuation can only explain the pseudogap phenomenon over a limited temperature range, and some additional physics is needed to explain the onset of singlet formation at very high temperatures. We then describe the numerical method of projected wavefunction which turns out to be a very useful technique to implement the strong correlation constraint, and leads to a number of predictions which are in agreement with experiments. The remainder of the paper deals with an analytic treatment of the t - J model, with the goal of putting the RVB idea on a more formal footing. The slave-boson is introduced to enforce the constraint of no double occupation. The implementation of the local constraint leads naturally to gauge theories. We follow the historical order and first review the $U(1)$ formulation of the gauge theory. Some inadequacies of this formulation for underdoping are discussed, leading to the $SU(2)$ formulation. Here we digress with a rather thorough discussion of the role of gauge theory in describing the spin liquid phase of the undoped Mott insulator. We emphasize the difference between the high energy gauge group in the formulation of the problem versus the low energy gauge group which is an emergent phenomenon. Several possible routes to deconfinement based on different emergent gauge groups are discussed, which lead to the physics of fractionalization and spin-charge separation. We next describe the extension of the $SU(2)$ formulation to nonzero doping. We focus on a part of the mean field phase diagram called the staggered flux liquid phase. We show that inclusion of gauge fluctuation provides a reasonable description of the pseudogap phase. We emphasize that d -wave superconductivity can be considered as evolving from a stable $U(1)$ spin liquid. We apply these ideas to the high T_c cuprates, and discuss their implications for the vortex structure and the phase diagram. A possible test of the topological structure of the pseudogap phase is discussed.

PACS numbers: 74.20.Mn, 71.27.+a

Contents

I. Introduction	2	B. Doped case	23
II. Basic electronic structure of the cuprates	4	C. Properties of projected wavefunctions	24
III. Phenomenology of the underdoped cuprates	7	D. Improvement of projected wavefunctions, effect of t' , and the Gutzwiller approximation	24
A. The pseudogap phenomenon in the normal state	8	VII. The single hole problem	25
B. Neutron scattering, resonance and stripes	11	VIII. Slave boson formulation of t-J model and mean field theory	27
C. Quasiparticles in the superconducting state	13	IX. $U(1)$ gauge theory of the uRVB state	29
IV. Introduction to RVB and a simple explanation of the pseudogap	16	A. Effective gauge action and non-Fermi-liquid behavior	30
V. Phase fluctuation vs. competing order	17	B. Ioffe-Larkin composition rule	32
A. A theory of T_c	18	C. Ginzburg-Landau theory and vortex structure	34
B. Cheap vortices and the Nernst effect	19	D. Confinement-deconfinement problem	35
C. Two kinds of pseudogaps	21	E. Limitations of the $U(1)$ gauge theory	37
VI. Projected trial wavefunctions and other numerical results	22	X. $SU(2)$ slave-boson representation for spin liquids	37
A. The half-filled case	22	A. Where does the gauge structure come from?	38
		B. What determines the gauge group?	39
		C. From $U(1)$ to $SU(2)$	39
		D. A few mean-field ansatz for symmetric spin liquids	41

E. Physical properties of the symmetric spin liquids at mean-field level	42
F. Classical dynamics of the $SU(2)$ gauge fluctuations	42
1. Trivial $SU(2)$ flux	43
2. Collinear $SU(2)$ flux	43
3. Non-collinear $SU(2)$ flux	44
G. The relation between different versions of slave-boson theory	45
H. The emergence of gauge bosons and fermions in condensed matter systems	45
I. The projective symmetry group and quantum order	47
XI. $SU(2)$ slave-boson theory of doped Mott insulators	48
A. $SU(2)$ slave-boson theory at finite doping	48
B. The mean-field phase diagram	49
C. Simple properties of the mean-field phases	50
D. Effect of gauge fluctuations: enhanced (π, π) spin fluctuations in pseudo-gap phase	50
E. Electron spectral function	52
1. Single hole spectrum	52
2. Finite hole density: pseudo-gap and Fermi arcs	53
F. Stability of algebraic spin liquids	55
XII. Application of gauge theory to the high T_c superconductivity problem	56
A. Spin liquid, quantum critical point and the pseudogap	57
B. σ -model effective theory and new collective modes in the superconducting state	58
C. Vortex structure	60
D. Phase diagram	61
E. Signature of the spin liquid	61
XIII. Summary and outlook	63
Acknowledgments	64
References	64

I. INTRODUCTION

The discovery of high temperature superconductivity in cuprates (Bednorz and Mueller, 1986) and the rapid raising of the transition temperature to well above the melting point of nitrogen (Wu *et al.*, 1987) ushered in an era of great excitement for the condensed matter physics community. For decades prior to this discovery, the highest T_c had been stuck at 23 K. Not only was the old record T_c shattered, but the fact that high T_c superconductivity was discovered in a rather unexpected material, a transition metal oxide, made it clear that some novel mechanism must be at work. The intervening years have seen great strides in high T_c research. First and foremost, the growth and characterization of cuprate single crystals and thin films have advanced to the point where sample quality and reproducibility problems which plagued the field in the early days are no longer issues. At the same time, basically all conceivable experimental tools have been applied to the cuprates. Indeed, the need for more and more refined data has spurred the development of experimental techniques such as angle resolved photoemission spectroscopy (ARPES) and low temperature scanning tunneling microscopy (STM). Today the cuprate is

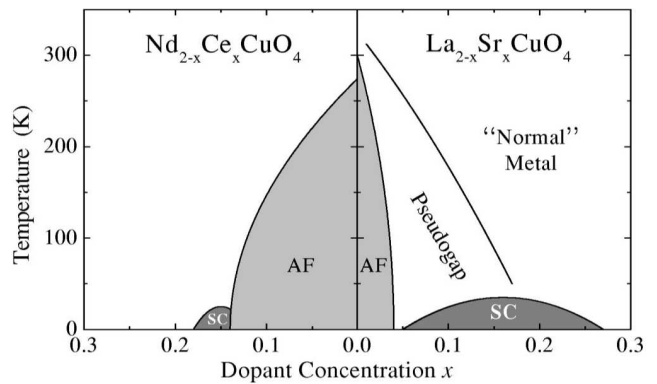


FIG. 1 Schematic phase diagram of high T_c superconductors showing hole doping (right side) and electron doping (left side). From Damascelli *et al.*, 2003.

arguably the best studied material outside of the semiconductor family and a great deal of facts are known. It is also clear that many of the physical properties are unusual, particularly in the metallic state above the superconductor. Superconductivity is only one aspect of a rich phase diagram which must be understood in its totality.

While there are hundreds of high T_c compounds, they all share a layered structure made up of one or more copper-oxygen planes. They all fit into a “universal” phase diagram shown in Fig. 1. We start with the so-called “parent compound,” in this case La_2CuO_4 . There is now general agreement that the parent compound is an insulator, and should be classified as a Mott insulator. The concept of Mott insulation was introduced many years ago (Mott, 1949) to describe a situation where a material should be metallic according to band theory, but is insulating due to strong electron-electron repulsion. In our case, in the copper-oxygen layer there is an odd number of electrons per unit cell. More specifically, the copper ion is doubly ionized and is in a d^9 configuration, so that there is a single hole in the d shell per unit cell. According to band theory, the band is half-filled and must be metallic. Nevertheless, there is a strong repulsive energy cost to put two electrons (or holes) on the same ion, and when this energy (commonly called U) dominates over the hopping energy t , the ground state is an insulator due to strong correlation effects. It also follows that the Mott insulator should be an antiferromagnet (AF), because when neighboring spins are oppositely aligned, one can gain an energy $4t^2/U$ by virtual hopping. This is called the exchange energy J . The parent compound is indeed an antiferromagnetic insulator. The ordering temperature $T_N \approx 300\text{K}$ shown in Fig. 1 is in fact misleadingly low because it is governed by a small interlayer coupling, which is furthermore frustrated in La_2CuO_4 (see Kastner *et al.*, 1998). The exchange energy J is in fact extraordinarily high, of order 1500 K, and the parent compound shows strong antiferromagnetic corre-

lation much above T_N .

The parent compound can be doped by substituting some of the trivalent La by divalent Sr. The result is that x holes are added to the Cu-O plane in $\text{La}_{2-x}\text{Sr}_x\text{CuO}_4$. This is called hole doping. In the compound $\text{Nd}_{2-x}\text{Ce}_x\text{CuO}_4$, the reverse happens in that x electrons are added to the Cu-O plane. This is called electron doping. As we can see from Fig. 1, on the hole doping side the AF order is rapidly suppressed and is gone by 3 to 5% hole concentration. Almost immediately after the suppression of AF, superconductivity appears, ranging from $x = 6\%$ to 25%. The dome-shaped T_c is characteristic of all hole-doped cuprates, even though the maximum T_c varies from about 40 K in the $\text{La}_{2-x}\text{Sr}_x\text{CuO}_4$ (LSCO) family to 93 K and higher in other families such as $\text{YBa}_2\text{Cu}_3\text{O}_{6+y}$ (YBCO) and $\text{Ba}_2\text{Sr}_2\text{CaCu}_2\text{O}_{8+y}$ (Bi-2212). On the electron doped side, AF is more robust and survives up to $x = 0.14$, beyond which a region of superconductivity arises. One view is that the carriers are more prone to be localized on the electron doped side, so that electron doping is closer to dilution by nonmagnetic ions, which is less effective in suppressing AF order than itinerant carriers. Another possibility is that the next neighbor hopping term favors AF on the electron doped side (Singh and Ghosh, 2002). It is as though a more robust AF region is covering up the more interesting phase diagram revealed on the hole doped side. In this review we shall focus on the hole doped materials, even though we will address the issue of the particle-hole asymmetry of the phase diagram from time to time.

The region in the phase diagram with doping x less than that of the maximum T_c is called the underdoped region. The metallic state above T_c has been under intense study and exhibits many unusual properties not encountered before in any other metal. This region of the phase diagram has been called the pseudogap phase. It is not a well defined phase in that a definite finite temperature phase boundary has never been found. The line drawn in Fig. 1 should be regarded as a cross-over. Since we view the high T_c problem as synonymous with that of doping a Mott insulator, the underdoped region is where the battleground between Mott insulator and superconductivity is drawn and this is where we shall concentrate on in this review.

The region of the normal state above the optimal T_c also exhibits unusual properties. The resistivity is linear in T and the Hall coefficient is temperature dependent (see Chien *et al.*, 1991). These were cited as examples of non-Fermi liquid behavior since the early days of high T_c . Beyond optimal doping (called the overdoped region), sanity gradually returns. The normal state behaves more normally in that the temperature dependence of the resistivity resembles T^2 over a temperature range which increases with further overdoping. The anomalous region above optimal doping is sometimes referred to as the “strange metal” region. We offer a qualitative description of this region in section IX, but in our mind the understanding of the “strange metal” is even more rudi-

mentary than that of the “pseudogap.” A popular notion is that the strange metal is characterized by a quantum critical point lying under the superconducting dome (Varma, 1997; Castellani *et al.*, 1997; Tallon and Loram, 2000) In our view, unless the nature of the ordered side of a quantum critical point is classified, the simple statement of quantum criticality does not teach us too much about the behavior in the critical region. For this reason, we prefer to concentrate on the underdoped region and leave the strange metal phase to future studies.

Contrary to the experimental situation, the development of high T_c theory follows a rather tortuous path and people often have the impression that the field is highly contentious and without a clear direction or consensus. We do not agree with this assessment and would like to clearly state our point of view from the outset. Our starting point is, as already stated, that the physics of high T_c superconductivity is the physics of doping a Mott insulator. Strong correlation is the driving force behind the phase diagram. We believe that there is a general consensus on this starting point. The simplest model which captures the strong correlation physics is the Hubbard model and its strong coupling limit, the t - J model. Our view is that one should focus on understanding these simple models before adding various elaborations. For example, further neighbor hopping certainly is significant and as we shall discuss, plays an important role in understanding the particle-hole asymmetry of the phase diagram. Electron-phonon coupling can generally be expected to be strong in transition metal oxides, and we shall discuss their role in affecting spectral line shape. However, these discussions must be made in the context of strong correlation. The logical step is to first understand whether simple models such as the t - J model contains enough physics to explain the appearance of superconductivity and pseudogaps in the phase diagram.

The strong correlation viewpoint was put forward by Anderson, 1987, who revived his earlier work on a possible spin liquid state in a frustrated antiferromagnet. This state, called the resonating valence band (RVB), has no long range AF order and is a unique spin singlet ground state. It has spin 1/2 fermionic excitations which are called spinons. The idea is that when doped with holes the RVB is a singlet state with coherent mobile carriers, and is indistinguishable in terms of symmetry from a singlet BCS superconductor. The process of hole doping was further developed by Kivelson *et al.*, 1987 who argue that the combination of the doped hole with the spinon form a bosonic excitation. This excitation, called the holon, carries charge but no spin whereas the spinon carries spin 1/2 but no charge, and the notion of spin-charge separation was born. Meanwhile, a slave-boson theory was formulated by Baskaran *et al.*, 1987. Many authors contributed to the development of the mean field theory, culminating in the paper by Kotliar and Liu, 1988 who found that the superconducting state should have d -symmetry and that a state with spin gap properties should exist above the superconducting temperature in

the underdoped region. The possibility of d-wave superconductivity has been discussed in terms of the exchange of spin fluctuations (Scalapino *et al.*, 1986, 1987; Miyake *et al.*, 1986; Emery, 1983, 1986; Monthoux and Pines, 1993). These discussions are either based on phenomenological coupling between spins and fermions or via RPA treatment for the Hubbard model which is basically a weak coupling expansion. In contrast, the slave-boson theory was developed in the limit of strong repulsion. Details of the mean field theory will be discussed in section VIII.

At about the same time, the proposal by Anderson, 1987 of using projected mean field states as trial wavefunctions was implemented on the computer by Gros, 1988a, 1988b. The idea is to remove by hand on a computer all components of the mean field wavefunction with doubly occupied sites, and use this as a variational wavefunction for the t - J model. Gros, 1988a, 1988b concluded that the projected d -wave superconductor is the variational ground state for the t - J model over a range of doping. The projected wavefunction method remains one of the best numerical tools to tackle the t - J or Hubbard model and is reviewed in section VI.

It was soon realized that inclusion of fluctuations about the mean field invariably leads to gauge theory (Baskaran and Anderson, 1988; Ioffe and Larkin, 1989; Nagaosa and Lee, 1990). The gauge field fluctuations can be treated at a Gaussian level and these early developments together with some of the difficulties are reviewed in section IX.

In hindsight, the slave-boson mean field theory and the projected wavefunction studies contain many of the qualitative aspects of the hole doped phase diagram. It is indeed quite remarkable that the main tools of treating the t - J model, *i.e.* projected trial wavefunction, slave-boson mean field, and gauge theory, were in place a couple of years after the discovery of high T_c . In some way the theory was ahead of its time, because the majority view in the early days was that the pairing symmetry was s -wave, and the pseudogap phenomenology remains to be discovered. (The first hint came from Knight shift measurements in 1989 shown in Fig. 4(a).) Some of the early history and recent extensions are reviewed by Anderson *et al.*, 2004.

The gauge theory approach is a difficult one to pursue systematically because it is a strong coupling problem. One important development is the realization that the original $U(1)$ gauge theory should be extended to $SU(2)$ in order to make a smooth connection to the underdoped limit (Wen and Lee, 1996) This is discussed in sections XI and XII. More generally, it was gradually realized that the concepts of confinement/deconfinement which are central to QCD also play a key role here, except that the presence of matter field make this problem even more complex. Since gauge theories are not so familiar to condensed matter physicists, these concepts are discussed in some detail in section X. One of the notable recent advances is that the notion of the spin liquid and its relation to deconfinement in gauge theory has been greatly

clarified and several soluble models and candidates based on numerical exact diagonalization have been proposed. It remains true, however, that so far no two-dimensional spin liquid has been convincingly realized experimentally.

Our overall philosophy is that the RVB idea of a spin liquid and its relation to superconductivity contains the essence of the physics and gives a qualitative description of the underdoped phase diagram. The goal of our research is to put these ideas on a more quantitative footing. Given the strong coupling nature of the problem, the only way progress can be made is for theory to work in consort with experiment. Our aim is to make as many predictions as possible, beyond saying that the pseudogap is a RVB spin liquid, and challenge the experimentalists to perform tests. Ideas along these lines are reviewed in section XII.

High T_c research is an enormous field and we cannot hope to be complete in our references. Here we refer to a number of excellent review articles on various aspects of the subject. Imada *et al.*, 1998 reviewed the general topic of metal-insulator transition. Orenstein and Millis, 2000 and Norman and Pepin, 2003 have provided highly readable accounts of experiments and general theoretical approaches. Early numerical work was reviewed by Dagotto, 1994. Kastner *et al.*, 1998 summarized the earlier optical and magnetic neutron scattering data mainly on $\text{La}_{2-x}\text{Sr}_x\text{CuO}_4$. Major reviews of angle resolved photoemission data (ARPES) have been provided by Camuzano *et al.*, 2003 and Damascelli *et al.*, 2003. Optics measurements on underdoped materials are reviewed by Timusk and Statt, 1999. The volumes edited by Ginzberg, 1989 contain excellent reviews of early NMR work by C.P. Slichter and early transport measurement by N.P. Ong among others. Discussions of stripe physics are recently given by Carlson *et al.*, 2003 and Kivelson *et al.*, 2003. A discussion of spin liquid states is given by Sachdev, 2003 with an emphasis on dimer order and by Wen, 2004 with an emphasis on quantum order. For an account of experiments and early RVB theory, see the book by Anderson, 1997.

II. BASIC ELECTRONIC STRUCTURE OF THE CUPRATES

It is generally agreed that the physics of high T_c superconductivity is that of the copper oxygen layer, as shown in Fig. 2. In the parent compound such as La_2CuO_4 , the formal valence of Cu is $2+$, which means that its electronic state is in the d^9 configuration. The copper is surrounded by six oxygens in an octahedral environment (the apical oxygen lying above and below Cu are not shown in Fig. 2). The distortion from a perfect octahedron due to the shift of the apical oxygens splits the e_g orbitals so that the highest partially occupied d orbital is $x^2 - y^2$. The lobes of this orbital point directly to the p orbital of the neighboring oxygen, forming a strong covalent bond with a large hopping integral t_{pd} .

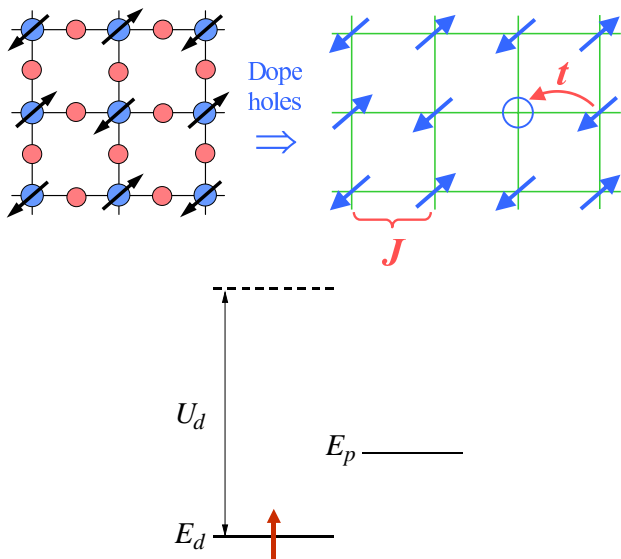


FIG. 2 The two-dimensional copper-oxygen layer (left) is simplified to the one-band model (right). Bottom figure shows the copper d and oxygen p orbitals in the hole picture. A single hole with $S = 1/2$ occupies the copper d orbital in the insulator.

As we shall see, the strength of this covalent bonding is responsible for the unusually high energy scale for the exchange interaction. Thus the electronic state of the cuprates can be described by the so-called 3 band model, where in each unit cell we have the Cu $d_{x^2-y^2}$ orbital and two oxygen p orbitals (Emery, 1987; Varma *et al.*, 1987). The Cu orbital is singly occupied while the p orbitals are doubly occupied, but these are admixed by t_{pd} . In addition, admixtures between the oxygen orbitals may be included. These tight-binding parameters may be obtained by fits to band structure calculations (Mattheiss, 1987; Yu *et al.*, 1987). However, the largest energy in the problem is the correlation energy for doubly occupying the copper orbital. To describe these correlation energies, it is more convenient to go to the hole picture. The Cu d^9 configuration is represented by energy level E_d occupied by a single hole with $S = \frac{1}{2}$. The oxygen p orbital is empty of holes and lies at energy E_p which is higher than E_d . The energy to doubly occupy E_d (leading to a d^8 configuration) is U_d , which is very large and can be considered infinity. The lowest energy excitation is the charge transfer excitation where the hole hops from d to p with amplitude $-t_{pd}$. If $E_p - E_d$ is sufficiently large compared with t_{pd} , the hole will form a local moment on Cu. This is referred to as a charge transfer insulator in the scheme of Zaanen *et al.*, 1985. Essentially, $E_p - E_d$ plays the role of the Hubbard U in the one-band model of the Mott insulator. Experimentally an energy gap of 2.0 eV is observed and interpreted as the charge transfer excitation (see Kastner *et al.*, 1998).

Just as in the one-band Mott-Hubbard insulator, where virtual hopping to doubly occupied states leads

to an exchange interaction $JS_1 \cdot S_2$ where $J = 4t^2/U$, in the charge-transfer insulator, the local moments on nearest neighbor Cu prefer antiferromagnetic alignment because both spins can virtually hop to the E_p orbital. Ignoring the U_p for doubly occupying the p orbital with holes, the exchange integral is given by

$$J = \frac{t_{pd}^4}{(E_p - E_d)^3}. \quad (1)$$

The relatively small size of the charge transfer gap means that we are not deep in the insulating phase and the exchange term is expected to be large. Indeed experimentally the insulator is found to be in an antiferromagnetic ground state. By fitting Raman scattering to two magnon excitations (Sulewsky *et al.*, 1990), the exchange energy is found to be $J = 0.13$ eV. This is one of the largest exchange energies known and is exceeded only by that of the ladder compounds which involve the same Cu-O bonding. This value of J is confirmed by fitting spin wave energy to theory, where an additional ring exchange terms is found (Coldea *et al.*, 2001).

By substituting divalent Sr for trivalent La, the electron count on the Cu-O layer can be changed in a process called doping. For example, in $\text{La}_{2-x}\text{Sr}_x\text{CuO}_4$, x holes per Cu is added to the layer. As seen in Fig. 2, due to the large U_d , the hole will reside on the oxygen p orbital. The hole can hop via t_{pd} and due to translational symmetry, the holes are mobile and form a metal, unless localization due to disorder or some other phase transition intervenes. The full description of the hole hopping in the three-band model is complicated, and a number of theories consider this essential to the understanding of high T_c superconductivity (Emery, 1987; Varma *et al.*, 1987). On the other hand, there is strong evidence that the low energy physics (on a scale small compared with t_{pd} and $E_p - E_d$) can be understood in terms of an effective one-band model, and we shall follow this route in this review. The essential insight is that the doped hole resonates on the four oxygen sites surrounding a Cu and the spin of the doped hole combines with the spin on the Cu to form a spin singlet. This is known as the Zhang-Rice singlet (Zhang and Rice, 1988). This state is split off by an energy of order $t_{pd}^2/(E_p - E_d)$ because the singlet gains energy by virtual hopping. On the other hand, the Zhang-Rice singlet can hop from site to site. Since the hopping is a two step process, the effective hopping integral t is also of order $t_{pd}^2/(E_p - E_d)$. Since t is the same parametrically as the binding energy of the singlet, the justification of this point of view relies on a large numerical factor for the binding energy which is obtained by studying small clusters.

By focusing on the low lying singlet, the hole doped three-band model simplifies to a one-band tight binding model on the square lattice, with an effective nearest neighbor hopping integral t given earlier and with $E_p - E_d$ playing a role analogous to U . In the large $E_p - E_d$ limit

this maps onto the t - J model

$$H = P \left(- \sum_{\langle ij \rangle, \sigma} t_{ij} c_{i\sigma}^\dagger c_{j\sigma} + J \sum_{\langle ij \rangle} \left(\mathbf{S}_i \cdot \mathbf{S}_j - \frac{1}{2} n_i n_j \right) \right) P \quad (2)$$

where the projection operator P restricts the Hilbert space to one which excludes double occupation of any site. J is given by $4t^2/U$ and we can see that it is the same functional form as that of the three-band model described earlier. It is also possible to dope with electrons rather than holes. The typical electron doped system is $\text{Nd}_{2-x}\text{Ce}_x\text{CuO}_{4+\delta}$ (NCCO). The added electron corresponds to removal of a hole from the copper site in the hole picture (Fig. 2), *i.e.* the Cu ion is in the d^{10} configuration. This vacancy can hop with a t_{eff} and the mapping to the one-band model is more direct than the hole doped case. Note that in the full three-band model the object which is hopping is the Zhang-Rice singlet for hole doping and the Cu d^{10} configuration for electron doping. These have rather different spatial structure and are physically quite distinct. For example, the strength of their coupling to lattice distortions may be quite different. When mapped to the one-band model, the nearest neighbor hopping t has the same parametric dependence, but could have a different numerical constant. As we shall see, the value of t derived from cluster calculations turn out to be surprisingly similar for electron and hole doping. For a bi-partate lattice, the t - J model with nearest neighbor t has particle-hole symmetry because the sign of t can be absorbed by changing the sign of the orbital on one sublattice. Experimentally the phase diagram exhibits strong particle-hole asymmetry. On the electron doped side, the antiferromagnetic insulator survives up to much higher doping concentration (up to $x \approx 0.2$) and the superconducting transition temperature is quite low (about 30 K). Many of the properties of the superconductor resemble that of the overdoped region of the hole doped side and the pseudogap phenomenon, which is so prominent in the underdoped region, is not observed with electron doping. It is as though the greater stability of the antiferromagnet has covered up any anomalous regime that might exist otherwise. Precisely why is not clear at the moment. One possibility is that polaron effects may be stronger on the electron doped side, leading to carrier localization over a broader range of doping. There has been some success in modeling the contrast in the single hole spectrum by introducing further neighbor coupling into the one-band model which breaks the particle-hole symmetry (Shih *et al.*, 2004). This will be discussed further below.

We conclude that the electron correlation is strong enough to produce a Mott insulator at half filling. Furthermore, the one band t - J model captures the essence of the low energy electronic excitations of the cuprates.

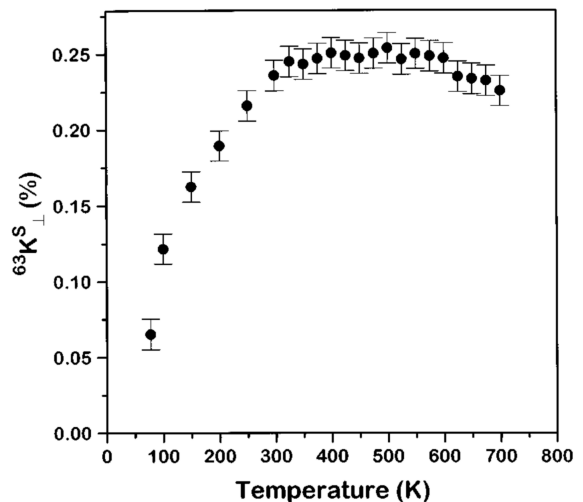


FIG. 3 The Knight shift for $\text{YB}_2\text{Cu}_4\text{O}_8$. It is an underdoped material with $T_c = 79\text{K}$. From Curro *et al.*, 1997.

Particle-hole asymmetry may be accounted for by including further neighbor hopping t' . This point of view has been tested extensively by Hybertson *et al.*, 1990 who used *ab initio* local density functional theory to generate input parameters for the three-band Hubbard model and then solve the spectra exactly on finite clusters. The results are compared with the low energy spectra of the one-band Hubbard model and the $t - t' - J$ model. They found an excellent overlap of the low lying wavefunctions for both the one-band Hubbard and the $t - t' - J$ model and were able to extract effective parameters. They found J to be 128 ± 5 meV, in excellent agreement with experimental values. Furthermore they found $t \approx 0.41$ eV and 0.44 eV for electron and hole doping, respectively. The near particle-hole symmetry in t is surprising because the underlying electronic states are very different in the two cases, as already discussed. Based on their results, the commonly used parameter J/t for the t - J model is $1/3$. They also found a significant next nearest neighbor t' term, again almost the same for electron and hole doping.

More recently, Andersen *et al.*, 1996 have pointed out that in addition to the three-band model, an additional Cu $4s$ orbital has a strong influence on further neighbor hopping t' and t'' , where t' is the hopping across the diagonal and t'' is hopping to the next-nearest neighbor along a straight line. Recently Pavarini *et al.*, 2001 emphasized the importance of the apical oxygen in modulating the energy of the Cu $4s$ orbital and found a sensitive dependence of t'/t on the apical oxygen distance. They also pointed out an empirical correlation between optimal T_c and t'/t . As we will discuss in sections VI.D and VII, t' may play an important role in determining T_c and in explaining the difference between electron and hole doping. However, in view of the fact that on-site repulsion is the largest energy scale in the problem, it would make sense to begin our modeling of the cuprates with the t - J

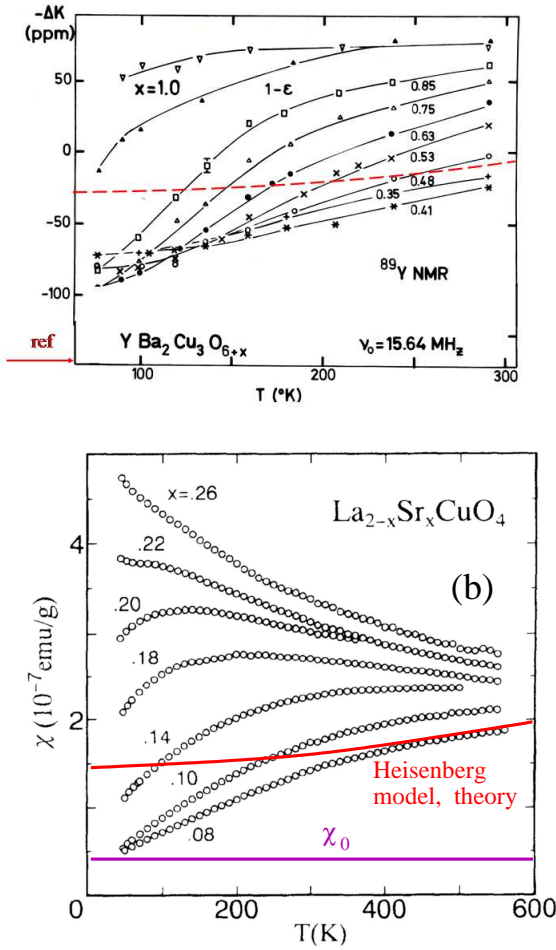


FIG. 4 (a) Knight shift data of YBCO for a variety of doping (from Alloul *et al.*, 1989). The zero reference level for the spin contribution is indicated by the arrow and the dashed line represents the prediction of the 2D $S = \frac{1}{2}$ Heisenberg model for $J = 0.13$ eV. (b) Uniform magnetic susceptibility for LSCO (from Nakano *et al.*, 1994). The orbital contribution χ_0 is shown (see text) and the solid line represents the Heisenberg model prediction.

model and ask to what extent the phase diagram can be accounted for. As we shall see, even this is not a simple task and will constitute the major thrust of this review.

III. PHENOMENOLOGY OF THE UNDERDOPED CUPRATES

The essence of the problem of doping into a Mott insulator is readily seen from Fig. 2. When a vacancy is introduced into an antiferromagnetic spin background, it would like to hop with amplitude t to lower its kinetic energy. However, after one hop its neighboring spin finds itself in a ferromagnetic environment, at an energy cost of $\frac{3}{2}J$ if the spins are treated as classical $S = \frac{1}{2}$. It is clear

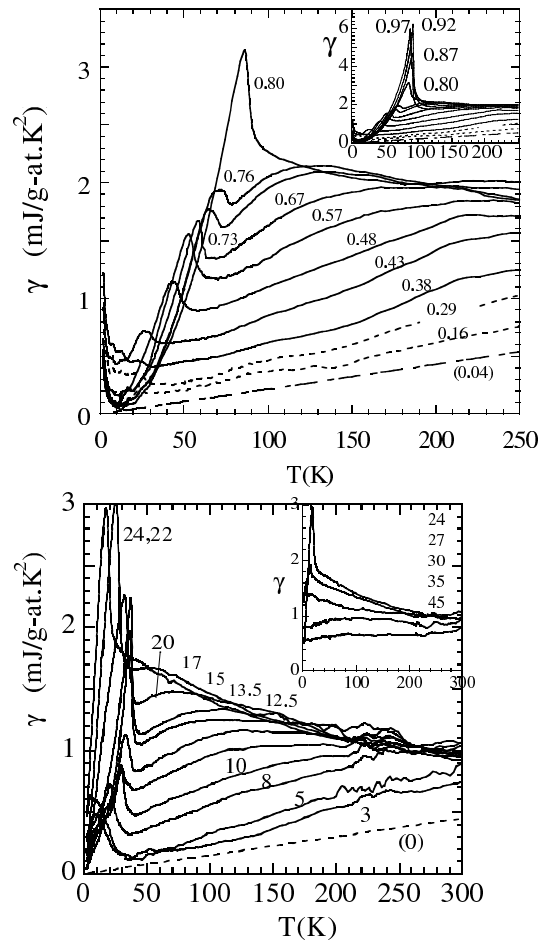


FIG. 5 The specific heat coefficient γ for $\text{YBa}_2\text{Cu}_3\text{O}_{6+y}$ (top) and $\text{La}_{2-x}\text{Sr}_x\text{CuO}_4$ (bottom). Curves are labeled by the oxygen content y in the top figure and by the hole concentration x in the bottom figure. Optimal and overdoped samples are shown in the inset. The jump in γ indicates the superconducting transition. Note the reduction of the jump size with underdoping. (From Loram *et al.*, 1993 and Loram *et al.*, 2001).

that the holes are very effective in destroying the antiferromagnetic background. This is particularly so when $t \gg J$ when the hole is strongly delocalized. The basic physics is the competition between the exchange J and the kinetic energy which is of order t per hole or xt per unit area. When $xt \gg J$ we expect the kinetic energy to win and the system should be a Fermi liquid metal with weak residual antiferromagnetic correlation. When $xt \leq J$, however, the outcome is much less clear because the system would like to maintain the antiferromagnetic correlation while allowing the hole to move as freely as possible. Experimentally we know that Néel order is destroyed with 3% hole doping, after which d -wave superconducting state emerges as the ground state up to 30% doping. Exactly how and why superconductivity emerges as the best compromise is the centerpiece of the high T_c

puzzle but we already see that the simple competition between J and xt sets the correct scale $x = J/t = \frac{1}{3}$ for the appearance of nontrivial ground states. We shall focus our attention on the so-called underdoped region, where this competition rages most fiercely. Indeed it is known experimentally that the “normal” state above the superconducting T_c behaves differently from any other metallic state that we have known about up to now. Essentially an energy gap appears in some properties and not others. This region of the phase diagram is referred to as the pseudogap region and is well documented experimentally. We review below some of the key properties.

A. The pseudogap phenomenon in the normal state

As seen in Fig. 3 Knight shift measurement in the YBCO 124 compound shows that while the spin susceptibility χ_s is almost temperature independent between 700 K and 300 K, as in an ordinary metal, it decreases below 300 K and by the time the T_c of 80 K is reached, the system has lost 80% of the spin susceptibility (Curro *et al.*, 1997). To emphasize the universality of this phenomenon, we reproduce in Fig. 4 some old data on YBCO and LSCO. Figure 4(a) shows the Knight shift data from Alloul *et al.*, 1989. We have subtracted the orbital contribution, which is generally agreed to be 150 ppm (Takigawa *et al.*, 1993), and drawn in the zero line to highlight the spin contribution to the Knight shift which is proportional to χ_s . The proportionality constant is known, which allows us to draw in the Knight shift which corresponds to the 2D square $S = \frac{1}{2}$ Heisenberg antiferromagnet with $J = 0.13$ eV (Ding and Makivic, 1991; Sandvik *et al.*, 1997). The point of this exercise is to show that in the underdoped region, the spin susceptibility drops *below* that of the Heisenberg model at low temperatures before the onset of superconductivity. This trend continues even in the severely underdoped limit ($O_{0.53}$ to $O_{0.41}$), showing that the χ_s reduction cannot simply be understood as fluctuations towards the antiferromagnet. Note that the discrepancy is worse if J were replaced by a smaller J_{eff} due to doping, since $\chi_s \sim J_{\text{eff}}^{-1}$. The data seen in this light strongly point to singlet formation as the origin of the pseudogap seen in the uniform spin susceptibility.

It is worth noting that the trend shown in Fig. 4(a) is not so apparent if one looks at the measured spin susceptibility directly (Tranquada *et al.*, 1988). This is because the van Vleck part of the spin susceptibility is doping dependent, due to the changing chain contribution. This problem does not arise for LSCO, and in Fig. 4(b) we show the uniform susceptibility data (Nakano *et al.*, 1994). The zero of the spin part is determined by comparing susceptibility measurements to ^{17}O Knight shift data (Ishida *et al.*, 1991). Nakano *et al.*, 1994 find an excellent fit for the $x = 0.15$ sample (see Fig. 9 of this reference) and determine the orbital contribution for this sample to be $\chi_0 \sim 0.4 \times 10^{-7}$ emu/g. This again allows

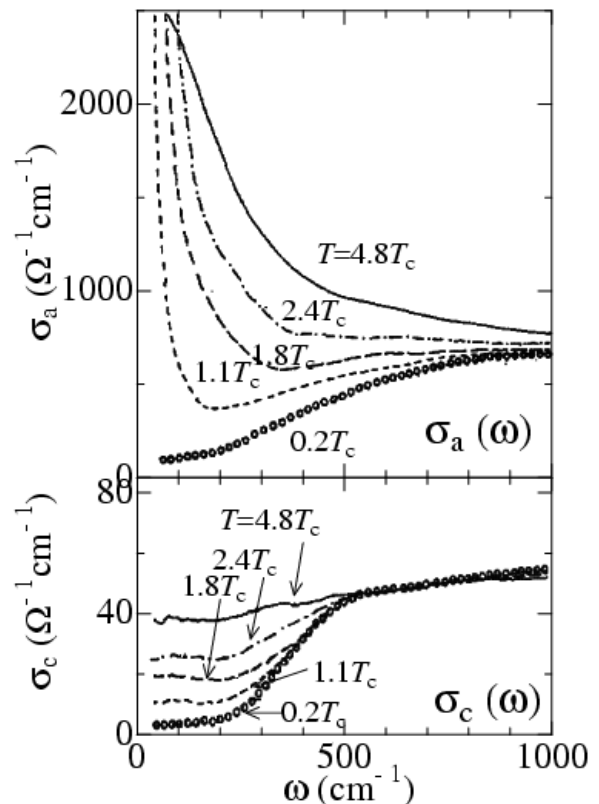


FIG. 6 The frequency dependent conductivity with electric field parallel to the plane ($\sigma_a(\omega)$, top figure) and perpendicular to the plane ($\sigma_c(\omega)$ bottom figure) in an underdoped YBCO crystal. From Uchida, 1997.

us to plot the theoretical prediction for the Heisenberg model. Just as for YBCO, χ_s for the underdoped samples ($x = 0.1$ and 0.08) drops below that of the Heisenberg model. In fact, the behavior of χ_s for the two systems is remarkably similar, especially in the underdoped region.¹

A second indication of the pseudogap comes from the linear T coefficient of the specific heat, which shows a marked decrease below room temperature (see Fig. 5). Furthermore, the specific heat jump at T_c is greatly reduced with decreasing doping. It is apparent that the spins are forming into singlets and the spin entropy is gradually lost. On the other hand, as shown in Fig. 6 the frequency dependent conductivity behaves very differently depending on whether the electric field is in the ab plane (σ_{ab}) or perpendicular to it (σ_c).

At low frequencies (below 500 cm^{-1}) σ_{ab} shows a typical Drude-like behavior for a metal with a width

¹ We note that a comparison of χ_s for YBCO and LSCO was made by Millis and Monien, 1993. Their YBCO analysis is similar to ours. However, for LSCO they find a rather different χ_0 by matching the measurement above 600 K to that of the Heisenberg model. Consequently, their χ_s looks different for YBCO and LSCO. We believe their procedure is not really justified.

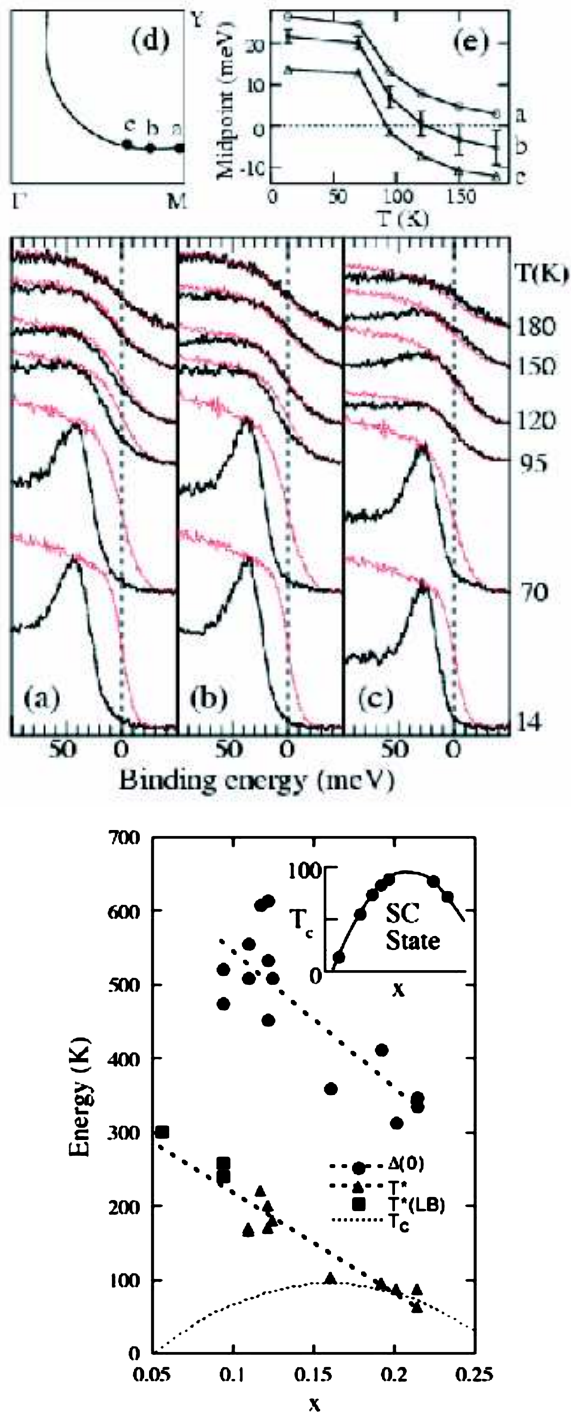


FIG. 7 (a-c) Spectra from underdoped Bi-2212 ($T_c = 85\text{K}$) taken at different k points along the Fermi surface shown in (d). Note the pullback of the spectrum from the Fermi surface as determined by the Pt reference (red lines) for $T > T_c$. (e) Temperature dependence of the leading-edge midpoints. (from Norman *et al.*, 1998) Bottom figure shows the temperature T^* where the pseudogap determined from the leading edge first appears plotted as a function of doping for Bi-2212 samples. Triangles are determined from data such as shown in Fig. 7(a) and squares are lower bound estimates. Circles show the energy gap Δ measured at $(0, \pi)$ at low temperatures. (from Campuzano *et al.*, 2003).

which decreases with temperature, but an area (spectral weight) which is independent of temperature (Santander-Syro *et al.*, 2002). Thus there is no sign of the pseudogap in the spectral weight. This is surprising because in other examples where an energy gap appears in a metal, such as the onset of charge or spin density waves, there is a redistribution of the spectral weight from the Drude part to higher frequencies. An important observation concerning the spectral weight is that the integrated area under the Drude peak is found to be proportional to x (Orenstein *et al.*, 1990; Cooper *et al.*, 1993; Uchida *et al.*, 1991; Padilla *et al.*, 2004). In the superconducting state this weight collapses to form the delta function peak, with the result that the superfluid density n_s/m is also proportional to x . It is as though only the doped holes contribute to charge transport in the plane. In contrast, angle-resolved photoemission shows a Fermi surface at optimal doping very similar to that predicted by band theory, with an area corresponding to $(1 - x)$ electrons (see Fig. 7(d)). With underdoping, this Fermi surface is partially gapped in an unusual manner which we shall next discuss.

In contrast to the metallic behavior of σ_{ab} , it was discovered by Homes *et al.*, 1993 that below 300 K $\sigma_c(\omega)$ is gradually reduced for frequencies below 500 cm^{-1} and a deep hole is carved out of $\sigma_c(\omega)$ by the time T_c is reached. This is clearly seen in the lower panel of Fig. 6.

Finally, angle-resolved photoemission shows that an energy gap (in the form of a pulling back of the leading edge of the electronic spectrum from the Fermi energy) is observed near momentum $(0, \pi)$. Note that the lineshape is extremely broad and completely incoherent. The onset of superconductivity is marked by the appearance of a small coherent peak at this gap edge (Fig. 7). The size of the pull back of the leading edge is the same as the energy gap of the superconducting state as measured by the location of the coherence peak. As shown in Fig. 7 this gap energy increases with decreasing doping, while the superconducting T_c decreases. This trend is also seen in tunneling data.

It is possible to map out the Fermi surface by tracking the momentum of the minimum excitation energy in the superconducting state for each momentum direction. Along the Fermi surface the energy gap does exactly what is expected for a d -wave superconductor. It is maximal near $(0, \pi)$ and vanishes along the line connection $(0, 0)$ and (π, π) where the excitation is often referred to as nodal quasiparticles. Above T_c the gapless region expands to cover a finite region near the nodal point, beyond which the pseudogap gradually opens as one moves towards $(0, \pi)$. This unusual behavior is sometimes referred to as the Fermi arc (Loeser *et al.*, 1996; Marshall *et al.*, 1996; Ding *et al.*, 1996). It is worth noting that unlike the anti-nodal direction (near $(0, \pi)$) the lineshape is relatively sharp along the nodal direction even above T_c . From the width in momentum space, a lifetime which is linear in temperature has been extracted for a sample near optimal doping (Valla *et al.*, 1999). A

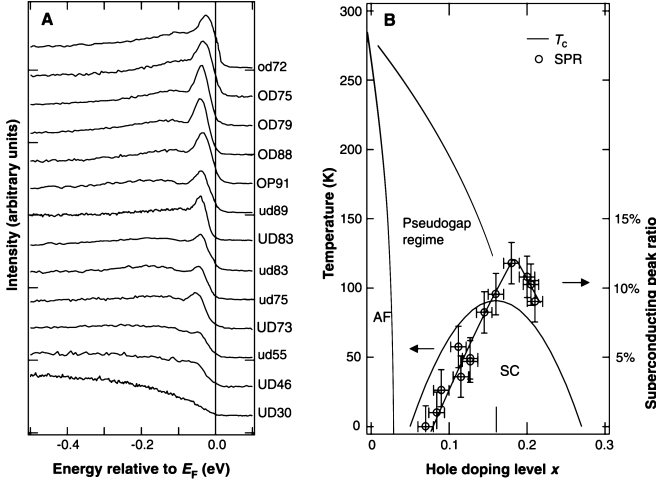


FIG. 8 (A) Doping dependence of the ARPES spectra at $(0, \pi)$ at $T \ll T_c$ for overdoped (OD), optimally doped (OP), and underdoped (UD) materials labeled by their T_c 's. (B) The spectral weight of the coherent peak in Fig. 8(a) normalized to the background is plotted vs. doping x . From Feng *et al.*, 2000.

narrow lineshape in the nodal direction has also been observed in LSCO (Yoshida *et al.*, 2003) and in Na doped $Ca_2CuO_2Cl_2$ (Ronning *et al.*, 2003). So the notion of relatively well defined nodal excitations in the normal state is most likely a universal feature.

As mentioned earlier, the onset of superconductivity is marked by the appearance of a sharp coherence peak near $(0, \pi)$. The spectral weight of this peak is small and gets even smaller with decreasing doping, as shown in Fig. 8(b). Note that this behavior is totally different from conventional superconductors. There the quasiparticles are well defined in the normal state and according to BCS theory, the sharp peak pulls back from the Fermi energy and opens an energy gap in the superconducting state.

In the past few years, low temperature STM data have become available, mainly on Bi-2212 samples. STM provides a measurement of the local density of states $\rho(E, \mathbf{r})$ with atomic resolution. It is complementary to ARPES in that it provides real space information but no direct momentum space information. One important outcome is that STM reveals spatial inhomogeneity of the Bi-2212 on roughly 50 to 100 Å length scale, which becomes more and more significant with underdoping. As shown in Fig. 9(f) spectra with different energy gaps are associated with different patches and with progressively more underdoping, patches with large gaps become more and more pre-dominant. Since ARPES is measuring the same surface, it becomes necessary to reinterpret the ARPES data with inhomogeneity in mind. In particular, the decrease of the weight of the coherent peak shown in Fig. 8(b) may simply be due to a reduction of the fraction of the sample which has sharp coherent peaks.

A second remarkable observation by STM is that the low lying density of states ($\rho(E, \mathbf{r})$ for $E \lesssim 10$ to 15

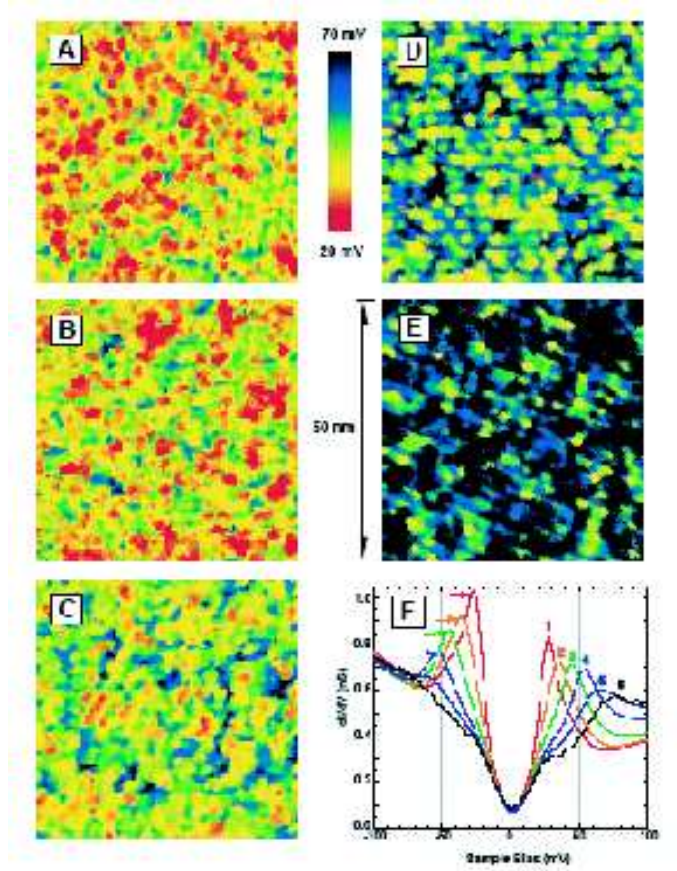


FIG. 9 From McElroy *et al.*, 2004. STM images showing the spatial distribution of energy gaps for a variety of samples which are progressively more underdoped from A to E. Panel F shows the average spectrum for a given energy gap.

meV) is remarkably homogeneous. This is clearly seen in Fig. 9(f). It is reasonable to associate this low energy excitation with the quasiparticles near the nodes. Indeed, the low lying quasiparticles exhibit interference effects due to scattering by impurities, which is direct evidence for their spatial coherence over long distances. Then the combined STM and ARPES data suggest a kind of phase separation in momentum space, *i.e.* the spectra in the anti-nodal region (near $0, \pi$) is highly inhomogeneous in space whereas the quasiparticles near the nodal region are homogeneous and coherent. The nodal quasiparticles must be extended and capable of averaging over the spatial homogeneity, while the anti-nodal quasiparticles appear more localized. In this picture the pseudogap phenomenon mainly has to do with the anti-nodal region.

McElroy *et al.*, 2004 argued that there is a limiting spectrum (the broadest curve in Fig. 9(f)) which characterizes the extreme underdoped region at zero temperature. It has no coherent peak at all, but shows a reduction of spectral weight up to a very high energy of 100 to 200 meV. Very recently, Hanaguri *et al.*, 2004 provided support of this point of view in their study of

Na doped $\text{Ca}_2\text{CuO}_2\text{Cl}_2$. In this material the apical oxygen in the CuO_4 cage is replaced by Cl and the crystal cleaves easily. For Na doping ranging from $x = 0.08$ to 0.12, a tunneling spectrum very similar to the limiting spectrum for Bi-2212 is observed. This material appears free of the inhomogeneity which plagues the Bi-2212 surface. ARPES experiments on these crystals are becoming available (Ronning *et al.*, 2003) and the combination of STM and ARPES should yield much information on the real and momentum space dependence of the electron spectrum. There is much excitement concerning the discovery of a static 4×4 pattern in this material, and their relation to the incommensurate pattern seen in the vortex core of Bi-2212 (Hoffman *et al.*, 2002) and reported also in the absence of magnetic field, albeit in a much weaker form (Howland *et al.*, 2003; Vershinin *et al.*, 2004). How this spatial modulation is related to the pseudogap spectrum is a topic of current debate.

In the literature, the pseudogap behavior is often associated with anomalous behavior of the nuclear spin relaxation rate $\frac{1}{T_1}$. In normal metals the nuclear spin relaxes by exciting low energy particle-hole excitations, leading to the Korringa behavior, *i.e.* $\frac{1}{T_1 T}$ is temperature independent. In high T_c materials, it is rather $\frac{1}{T_1}$ which is temperature independent, and the enhanced relaxation (relative to Korringa) as the temperature is reduced is ascribed to antiferromagnetic spin fluctuations. It was found that in underdoped YBCO, the nuclear spin relaxation rate at the copper site reaches a peak at a temperature T_1^* and decreases rapidly below this temperature (Warren *et al.*, 1989; H. Yasuoka, 1989; Takigawa *et al.*, 1991). The resistivity also shows a decrease below T_1^* . In some literature T_1^* is referred to as the pseudogap scale. However, we note that T_1^* is lower than the energy scale we have been discussing so far, especially compared with that for the uniform spin susceptibility and the c -axis conductivity. Furthermore, the gap in $\frac{1}{T_1}$ is not universally observed in cuprates. It is not seen in LSCO. In $\text{YBa}_2\text{Cu}_4\text{O}_8$, which is naturally underdoped, the gap in $\frac{1}{T_1 T}$ is wiped out by 1% Zn doping, while the Knight shift remains unaffected (Zheng *et al.*, 2003). It is known from neutron scattering that the low lying spin excitations near (π, π) is sensitive to disorder. Since $\frac{1}{T_1}$ at the copper site is dominated by these fluctuations, it is reasonable that $\frac{1}{T_1}$ is sensitive as well. In contrast, the gap-like behavior we described thus far in a variety of physical properties is universally observed across different families of cuprates (wherever data exist) and are robust. Thus we prefer not to consider T_1^* as the pseudogap temperature scale.

B. Neutron scattering, resonance and stripes

Neutron scattering provides a direct measure of the spin excitation spectrum. Early work (see Kastner *et al.*, 1998) has shown that the long range Néel order gives way to short range order with progressively shorter cor-

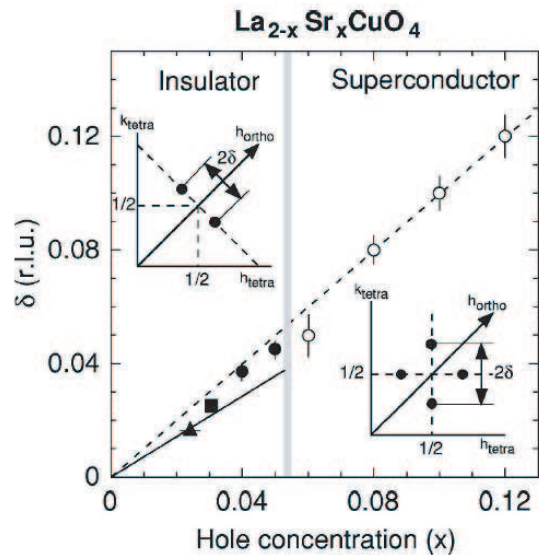


FIG. 10 From Matsuda *et al.*, 2000. Plot of the incommensurability δ vs. hole concentration x . In the superconducting state, the open circles denote the position of the fluctuating spin density wave observed by neutron scattering. (Data from Yamada *et al.*, 1998.) In the insulator the spin density wave becomes static at low temperatures and its orientation is rotated by 45° . The dashed line ($\delta = x$) is the prediction of the stripe model which assumes a fixed density of holes along the stripe.

relation length with doping, so that at optimal doping, the static spin correlation length is no more than 2 or 3 lattice spacings. Much of the early work was focused on the $\text{La}_{2-x}\text{Sr}_x\text{CuO}_4$ family, because of the availability of large single crystals. It was found that there is enhanced spin scattering at low energies, centered around the incommensurate positions $\mathbf{q}_0 = (\pm\frac{\pi}{2}, \pm\delta)$, (Cheong *et al.*, 1991). Yamada *et al.*, 1998 found that δ increases systematically with doping, as shown in Fig. 10. Meanwhile it was noted that in the La_2CuO_4 family, there is a marked suppression of T_c near $x = \frac{1}{8}$. This suppression is particularly strong with Ba doping, and T_c is completely destroyed if some Nd is substituted for La, as in $\text{La}_{1.6-x}\text{Nd}_{0.4}\text{Sr}_x\text{CuO}_4$ for $x = \frac{1}{8}$. Tranquada *et al.*, 1995 discovered static spin density wave and charge density wave order in this system, which onsets below about 50 K. The period of the spin and charge density waves are 8 and 4 lattice constants, respectively. The static order is modeled by a stripe picture where the holes are concentrated in period 4 charge stripes separated by spin ordered regions with anti-phase domain walls. Recently, the same kind of stripe order was observed in $\text{La}_{1.875}\text{Ba}_{0.125}\text{CuO}_4$ (Fujita *et al.*, 2004). Note that in this model there is one hole per two sites along the charge stripe. It is tempting to interpret the low energy spin density wave observed in LSCO as a slowly fluctuating form of stripe order, even though the associated charge order (presumably dynamical also) has not

yet been seen. The most convincing argument for this interpretation comes from the observation that over a range of doping $x = 0.06$ to $x = 0.125$, the observed incommensurability δ is given precisely by the stripe picture, *i.e.* $\delta = x$, while δ saturates at approximately $\frac{1}{8}$ for $x \gtrsim 0.125$ (see Fig.10). However, it must be noted that in this interpretation, the charge stripe must be incompressible, *i.e.* they behave as charge insulators. Upon changing x , it is energetically more favorable to add or remove stripes and change the average stripe spacing, rather than changing the hole density on each stripe, which is pinned at $\frac{1}{4}$ filling. It is difficult to reconcile this picture with the fact that LSCO is metallic and superconducting in the same doping range. An alternative interpretation of the incommensurate spin scattering is that it is due to Fermi surface nesting (Littlewood *et al.*, 1993; Si *et al.*, 1993; Tanamoto *et al.*, 1993). However, in this case the x dependence of δ requires some fine tuning. Regardless of interpretation, it is clear that in the LSCO family, there are low lying spin density wave fluctuations which are almost ready to condense. At low temperatures, static SDW order is stabilized by Zn doping (Kimura *et al.*, 1999), near $x = \frac{1}{8}$ (Wakimoto *et al.*, 1999), and in oxygen doped systems (Lee *et al.*, 1999). However, in the latter case, there is evidence from μ SR (Savici *et al.*, 2002) that there may be microscopic phase separations in this material (not too surprising in view of the STM data on Bi-2202). It was also found that SDW order is stabilized in the vicinity of vortex cores (Kitano *et al.*, 2000; Lake *et al.*, 2001; Khaykovich *et al.*, 2002).

The key question is then whether the fluctuating stripe picture is special to the LSCO family or plays a significant role in all the cuprates. Outside of the LSCO family, the spin response is dominated by a narrow resonance at (π, π) . The resonance was first discovered at 41 meV for optimally doped YBCO (Rossat-Mignod *et al.*, 1991; Mook *et al.*, 1993). Careful subtraction of an accidentally degenerate phonon line reveals that the resonance appears only below T_c at optimal doping (Fong *et al.*, 1995). Now it is known that with underdoping, the resonance moves down in energy and survives into the pseudogap regime above T_c . The resonance moves smoothly to almost zero energy at the edge of the transition to Néel order in $\text{YBa}_2\text{Cu}_3\text{O}_{6.35}$ (Buyers *et al.*, 2004) and clearly plays the role of a soft mode at that transition.

The resonance was interpreted as a spin triplet exciton bound below $2\Delta_0$ (Fong *et al.*, 1995). This idea was elaborated upon by a number of RPA calculations (Liu *et al.*, 1995; Bulut and Scalapino, 1996; Norman, 2000; Norman, 2001; Kao *et al.*, 2000; Onufrieva and Pfeuty, 2002; Brinckmann and Lee, 1999; Brinckmann and Lee, 2002; Abanov *et al.*, 2002). An alternative picture making use of the particle-particle channel was proposed (Demler and Zhang, 1995). However, as explained by Tchernyshyov *et al.*, 2001 and by Norman and Pepin, 2003, this theory predicts an anti-bound resonance above the two-particle continuum, which is not in accord with experiments.

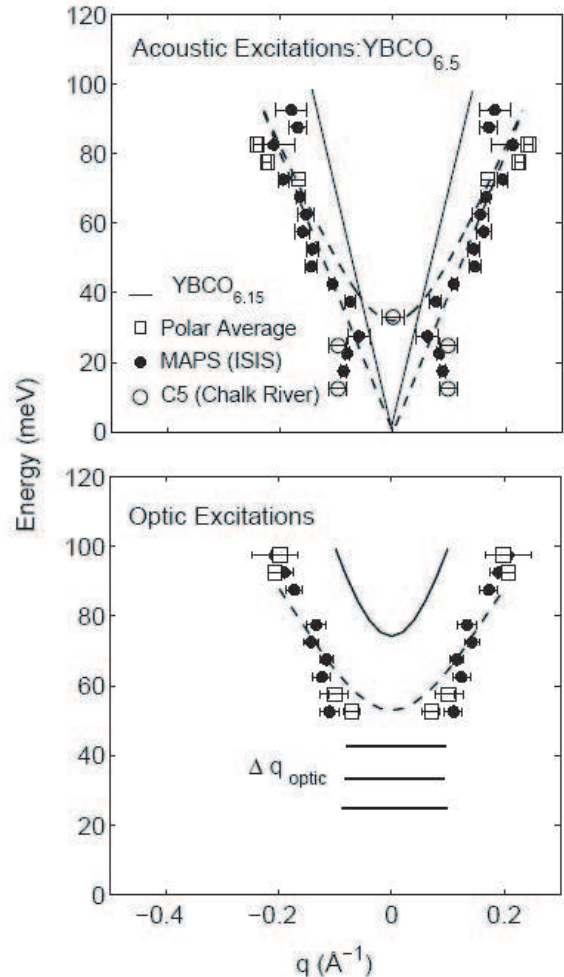


FIG. 11 Neutron scattering from $\text{YBCO}_{6.5}$. This sample has $T_c = 59$ K and the experiment was performed at 6 K (from Stock *et al.*, 2004a). Top panel refers to in-phase fluctuations between the bilayer which shows a resonance located at (π, π) ($q = 0$ in the figure) and at energy 33 meV. Incommensurate peaks disperse down from the resonance. Broad peaks also disperse upward from the resonance, forming the hourglass pattern. Solid line is the spin wave spectrum of the insulating parent compound. Bottom panel denotes out-of-phase fluctuations between the bilayers.

Further support of the triplet exciton idea comes from the observation that incommensurate branches extend below the resonance energy (Bourges *et al.*, 2000). This behavior is predicted by RPA-type theories (Norman, 2000; Onufrieva and Pfeuty, 2002; Brinckmann and Lee, 2002) in that the gap in the particle-hole continuum extends over a region near (π, π) , where the resonance can be formed. With further underdoping this incommensurate branch extends to lower energies (see Fig. 11). Now it becomes clear that the low energy incommensurate scattering previously reported for underdoped YBCO (Mook *et al.*, 2000) is part of this downward dispersing branch (Stock *et al.*, 2004b; Pailhes *et al.*, 2004).

It should be noted that while the resonance is prominent due to its sharpness, its spectral weight is actually quite small, of order 2% of the total spin moment sum rule for optimal doping and increasing somewhat with underdoping. There is thus considerable controversy over its significance in terms of its contribution to the electron self-energy and towards pairing (see Norman and Pepin, 2003). The transfer of this spectral weight from above to below T_c has been studied in detail by Stock *et al.*, 2004b. These authors emphasized that in the pseudogap state above T_c in $\text{YBa}_2\text{Cu}_3\text{O}_{6.5}$, the scattering below the resonance is gapless and in fact increases in strength with decreasing temperature. This is in contrast with the sharp drop seen in $\frac{1}{T_1T}$ below 150 K. Either a gap opens up at very low energy (below 4 meV) or the (π, π) spins fluctuating seen by neutrons are not the dominant contribution to the nuclear spin relaxation, *i.e.* the latter may be due to excitations which are smeared out in momentum space and undetected by neutrons. We note that a similar discrepancy between neutron scattering spectral weight and $\frac{1}{T_1T}$ was noted for LSCO (Aeppli *et al.*, 1995). This reinforces our view that the decrease in $\frac{1}{T_1T}$ should not be considered a signature of the pseudogap. We also note that an enhanced (π, π) scattering together with singlet formation is just what is predicted by the $SU(2)$ theory in section XI.D.

Recently, neutron scattering has been extended to energies much above the resonance. It is found that very broad features disperse upward from the resonance, resulting in the “hourglass” structure shown in Fig. 11 which was first proposed by Bourges *et al.*, 2000 (Hayden *et al.*, 2004; Stock *et al.*, 2004b). Interestingly, there has also been a significant evolution of the understanding of the neutron scattering in the LSCO family. For a long time it has been thought that the LSCO family does not exhibit the resonance which shows up prominently below T_c in YBCO and other compounds. However, neutron scattering does show a broad peak around 50 meV which is temperature independent. Tranquada *et al.*, 2004 studied $\text{La}_{1.875}\text{Ba}_{0.125}\text{CuO}_4$ which exhibits static charge and spin stripes below 50 K, and a greatly suppressed T_c . Their data also exhibits an “hourglass”-type dispersion, remarkably similar to that of underdoped YBCO. In particular, the incommensurate scattering which was previously believed to be dispersionless now exhibits downward dispersion (Fujita *et al.*, 2004). The same phenomenon is also seen in optimally doped $\text{La}_{2-x}\text{Sr}_x\text{CuO}_4$ (Christensen *et al.*, 2004). It is remarkable that in these materials known to have static or dynamic stripes, the incommensurate low energy excitations are not spin waves emanating from $(\frac{\pi}{2} \pm \delta)$ as one might have expected, but instead are connected to the peak at (π, π) in the hourglass fashion. Tranquada *et al.*, 2004 fit the \mathbf{k} integrated intensity to a model of a two-leg ladder. It is not clear how unique this fit is because one may expect high energy excitations to be relatively insensitive to details of the model. What is emerging though is a picture of a universal hourglass shaped spectrum which is common to

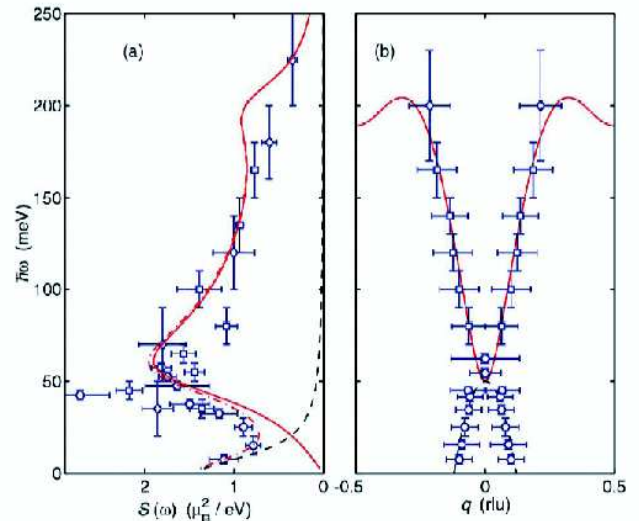


FIG. 12 Neutron scattering from $\text{La}_{1.875}\text{Ba}_{0.125}\text{CuO}_4$ at 12 K ($> T_c$) (from Tranquada *et al.*, 2004). Right panel shows the hourglass pattern of the excitation spectrum (cf Fig. 11). Solid line is a fit to a two-leg ladder spin model. Left panel shows the momentum integrated scattering intensity. Dashed line is a Lorentzian fit to the rising intensity at the incommensurate positions. Sharp peak at 40 meV could be a phonon.

LSCO and YBCO families. The high energy excitations appear common while the major difference seems to be in the re-arrangement of spectral weight at low energy. In LBCO, significant weight has been transferred to the low energy incommensurate scattering, as shown in Fig. 12, and is associated with stripes. In our view the universality supports the picture that all the cuprates share the same short distance and high energy physics, which include the pseudogap behavior. Stripe formation is a competing state which becomes prominent in the LSCO family, especially near $x = \frac{1}{8}$, and may dominate the low energy and low temperature (below 50 K) physics. There is a school of thought which holds the opposite view (see Carlson *et al.*, 2003), that fluctuating stripes are responsible for the pseudogap behavior and the appearance of superconductivity. From this point of view the same data have been interpreted as an indication that stripe fluctuations are also important in the YBCO family (Tranquada *et al.*, 2004). Clearly, this is a topic of much current debate.

C. Quasiparticles in the superconducting state

In contrast with the anomalous properties of the normal state, the low temperature properties of the superconductor seem relatively normal. There are two major differences with conventional BCS superconductors, however. First, due to the proximity to the Mott insulator, the superfluid density of the superconductor is small, and vanishes with decreasing hole concentration. Second, because the pairing is d -wave, the gap vanishes

on four points on the Fermi surface (called gap nodes), so that the quasiparticle excitations are gapless and affect the physical properties even at the lowest temperatures. We will focus on these nodal quasiparticles in this subsection.

The nodal quasiparticles clearly contribute to the thermal dynamical quantities such as the specific heat. Because their density of states vanish linearly in energy, they give rise to a T^2 term which dominates the low temperature specific heat. In practice, disorder rounds off the linear density of states, giving instead an $\alpha T + \beta T^3$ behavior. An interesting effect in the presence of a magnetic field was proposed by Volovik, 1993. He argued that in the presence of a vector potential or superfluid flow, the quasiparticle dispersion $E(\mathbf{k}) = \sqrt{(\epsilon_{\mathbf{k}} - \mu)^2 + \Delta_{\mathbf{k}}^2}$ is shifted by

$$E_{\mathbf{A}}(\mathbf{k}) = E(\mathbf{k}) + \left(\frac{1}{2e} \nabla\theta - \mathbf{A} \right) \cdot \mathbf{j}_{\mathbf{k}} \quad (3)$$

where $\mathbf{j}_{\mathbf{k}}$ is the current carried by “normal state” quasiparticles with momentum \mathbf{k} and is usually taken to be $-e \frac{\partial \epsilon_{\mathbf{k}}}{\partial \mathbf{k}}$. Note that since the BCS quasiparticle is a superposition of a particle and a hole, the charge is not a good quantum number. However, the particle component with momentum \mathbf{k} and the hole component with momentum $-\mathbf{k}$ each carry the same electrical current $\mathbf{j}_{\mathbf{k}} = -e \frac{\partial \epsilon_{\mathbf{k}}}{\partial \mathbf{k}}$ and it makes sense to consider this to be the current carried by the quasiparticle. Note that $\mathbf{j}_{\mathbf{k}}/e$ is very different from the group velocity $\frac{\partial E(\mathbf{k})}{\partial \mathbf{k}}$.

In a magnetic field which exceeds H_{c1} , vortices enter the sample. The superfluid flow $\nabla\theta \sim \frac{2\pi}{r}$ where r is the distance to the vortex core. On average, $\frac{1}{2} |\nabla\theta| \approx \pi/R$ where $R = (\phi_0/H)^{1/2}$ is the average spacing between vortices and $\phi_0 = hc/2e$ is the flux quantum. Volovik then predicts a shift of the quasiparticle spectra by $\approx ev_F(H/\phi_0)^{1/2}$ which in turn gives a contribution to the specific heat proportional to \sqrt{H} . This contribution has been observed experimentally (Moler *et al.*, 1994).

The quasiparticles contribute to the low temperature transport properties as well. Lee, 1993 considered the frequency-dependent conductivity $\sigma(\omega)$ due to quasiparticle excitations. In the low temperature limit, he found that the low frequency limit of the conductivity is universal in the sense that it does not depend on impurity strength, but only on the ratio v_F/v_{Δ} where v_{Δ} is the velocity of the nodal quasiparticle in the direction of the maximum gap Δ_0 , *i.e.* $\sigma(\omega \rightarrow 0) = \frac{e^2 \pi v_F}{h v_{\Delta}}$, if $v_F \gg v_{\Delta}$. This result was derived within the self-consistent t -matrix approximation and can easily be understood as follows. In the presence of impurity scattering, the density of states at zero energy becomes finite. At the same time, the scattering rate is proportional to the self-consistent density of states. Since the conductivity is proportional to the density of states and inversely to the scattering rate, the impurity dependence cancels.

The frequency-dependent $\sigma(\omega)$ is difficult to measure and it was realized that thermal conductivity κ may pro-

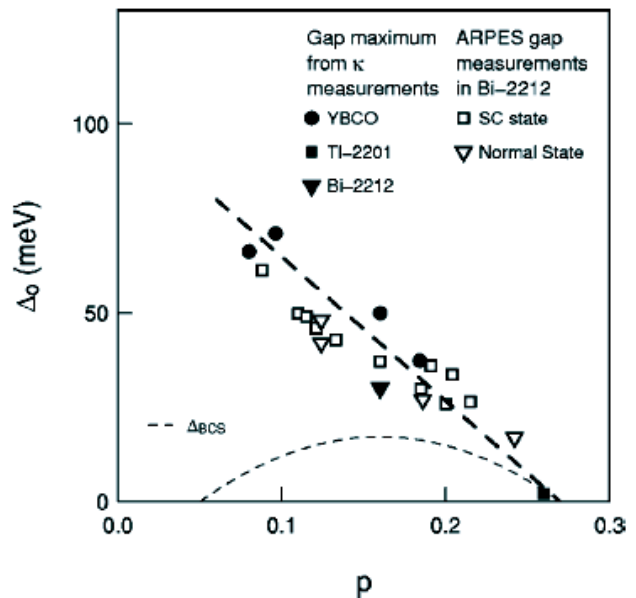


FIG. 13 Figure from Sutherland *et al.*, 2003. Doping dependence of the superconducting gap Δ_0 obtained from the quasiparticle velocity v_{Δ} using eq. (4) (filled symbols). Here we assume $\Delta = \Delta_0 \cos 2\phi$, so that $\Delta_0 = \hbar k_F v_{\Delta}/2$, and we plot data for YBCO alongside Bi-2212 (Chiao *et al.*, 2000) and Tl-2201 (Proust *et al.*, 2002). For comparison, a BCS gap of the form $\Delta_{\text{BCS}} = 2.14 k_B T_c$ is also plotted. The value of the energy gap in Bi-2212, as determined by ARPES, is shown as measured in the superconducting state (Campuzano *et al.*, 1999) and the normal state (Norman *et al.*, 1998) (open symbols). The thick dashed line is a guide to the eye.

vide a better test of the theory because according to the Wiedemann-Franz law, κ/T is proportional to the conductivity and should be universal. Unlike $\sigma(\omega)$, thermal conductivity does not have a superfluid contribution and can be measured at DC. More detailed considerations by Durst and Lee, 2000 show that $\sigma(\omega)$ has two non-universal corrections: one due to backscattering effects, which distinguishes the transport rate from the impurity rate which enters the density of state; and a second one due to Fermi liquid corrections. On the other hand, these corrections do not exist for thermal conductivity. Consequently, the Wiedemann-Franz law is violated, but the thermal conductivity per layer is truly universal and is given by

$$\frac{\kappa}{T} = \frac{k_B^2}{3\hbar c} \left(\frac{v_F}{v_{\Delta}} + \frac{v_{\Delta}}{v_F} \right) \quad (4)$$

We note that this result is obtained within the self-consistent t -matrix approximation which is expected to break down if the impurity scattering is strong, leading to localization effects. The localization of nodal quasiparticles is a complex subject. Due to particle-hole mixing in the superconductor, zero energy is a special point and quasiparticle localization belongs to a different uni-

versality class (Senthil and Fisher, 1999) from the standard ones. Senthil and Fisher also pointed out that since quasiparticles carry well defined spin, the Wiedemann-Franz law for spin conductivity should hold and spin conductivity should be universal. We note that Durst and Lee, 2000 argued that Fermi liquid corrections enter the spin conductivity, but we now believe their argument on this point is faulty.

Thermal conductivity has been measured to mK temperatures in a variety of YBCO and BCCSO samples. The universal nature of κ/T has been demonstrated by studying samples with different Zn doping and showing that κ/T extrapolates to the same constant at low temperatures (Taillefer *et al.*, 1997) A magnetic field dependence analogous to the Volovik effect for the specific heat has also been observed (Chiao *et al.*, 2000) Using eq. (4), the experimental data can be used to extract the ratio v_F/v_Δ . In the case of BCCSO where photoemission data for v_F and the energy gap is available, the extracted ratio v_F/v_Δ is in excellent agreement with ARPES results, assuming a simple d -wave extrapolation of the energy gap from the node to the maximum gap Δ_0 . In particular, the trend that Δ_0 increases with decreasing doping x is directly observed as a decrease of v_F/v_Δ extracted from κ/T . A summary of the data is shown in Fig. 13 (Sutherland *et al.*, 2003). Results of such systematic studies strongly support the notion that in clean samples the nodal quasiparticles behave exactly as one expects for well defined quasiparticles in a d -wave superconductor. We should add that in LSCO the ratio v_F/v_Δ extracted from κ/T seems anomalously small, suggesting that strong disorder may be playing a role here to invalidate eq. (4).

Lee and Wen, 1997 pointed out that the nodal quasiparticles also manifest themselves in the linear T dependence of the superfluid density. They showed that by treating them as well defined quasiparticles in the sense of Landau, a general expression of the linear T coefficient can be written down, independent of the microscopic origin of the superconductivity. We have

$$\frac{n_s(T)}{m} = \frac{n_s(0)}{m} - \frac{2 \ln 2}{\pi} \alpha^2 \left(\frac{v_F}{v_\Delta} \right) T \quad (5)$$

The only assumption made is that the quasiparticles carry an electric current

$$\mathbf{j}(\mathbf{k}) = -e\alpha v_F \quad (6)$$

where α is a phenomenological Landau parameter which was left out in the original Lee-Wen paper but added in by Millis *et al.*, 1998. While the linear T dependence is well known in the conventional BCS theory of a d -wave superconductor, the same theory gives n_s/m of order unity. It is therefore useful to write n_s in this phenomenological way, and choose $n_s(T=0)$ to be of order x as we discussed in section III.A. The key question raised by eq. (6) is whether α depends on x or not. There is experimental evidence that the linear T coefficient of

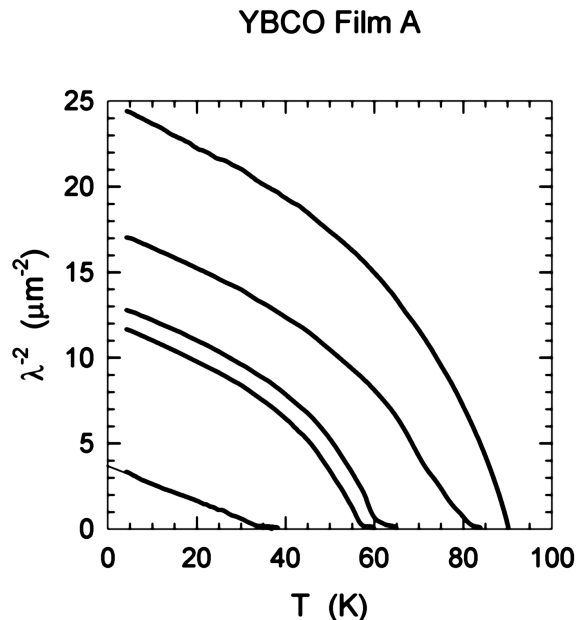


FIG. 14 The London penetration depth measured in a series of YBCO film with different oxygen concentration and T_c 's. The plot shows λ^{-2} plotted vs. temperature. Data provided by T.R. Lemberger and published in Boyce *et al.*, 2000.

$n_s(T)/m$ which is directly related to London penetration depth measurements, is almost independent of x for x less than optimal doping. Figure 14 shows data obtained for a series of thin films of YBCO (Boyce *et al.*, 2000; Stajis *et al.*, 2003) The thin film data are in full agreement with earlier but less extensive data on bulk crystals (Bonn *et al.*, 1996). However, we note that very recent data on severely underdoped YBCO crystal ($T_c < 20K$) show that $\frac{d(n_s/m)}{dT}$ is roughly linear in T_c (Brown *et al.*, 2004).

Since v_F/v_Δ is known to go to a constant for small x (and, indeed, decreases with decreasing x), the independence of the linear T term in n_s/m on x means that α approaches a constant for small x . By combining with v_F/v_Δ extrapolated from thermal conductivity, α^2 has been estimated to be 0.5 (see Ioffe and Millis, 2002a for an excellent summary). This is an important result because it states that despite the proximity to the Mott insulator, the nodal quasiparticles carry a current which is similar to that of the tight-binding Fermi liquid band. We note that the simplest microscopic theory which gives correctly $n_s(T=0)$ to be proportional to x is the slave-boson mean-field theory to be discussed in section IX.B. That theory predicts α to be proportional to x and the resulting $x^2 T$ term is in strong disagreement with experiment. The search for a microscopic theory which gives correctly both $n_s(T=0)$ and the linear T term is one of the open problems that faces us today.

The unusual combination of a small $n_s(T=0)$ and a large linear T reduction due to quasiparticles has a number of immediate consequences. Simply by extrapolating

the linear T dependence, we can conclude that n_s vanishes at the temperature scale proportional to x and T_c must be bound by it. Furthermore, at T_c the number of quasiparticles which are thermally excited is still small, and not sufficient to close the gap as in standard BCS theory. Thus the transition must not be thought of as a gap-closing transition, and the effect of an energy gap must persist considerably above T_c . This can potentially explain at least part of the pseudogap phenomenon. As we shall see in the next section, when combined with phase fluctuations, the quasiparticle excitations explain the magnitude of T_c in the underdoped cuprates and account for a wide phase fluctuation region above T_c , but not the full pseudogap phenomenon.

The disconnect between the gap energy Δ_0 and kT_c introduces two length scales, $\xi_0 = \hbar v_F / \Delta_0$ and $R_2 = \hbar v_F / kT_c$, where kT_c is proportional to x . Around a vortex, the supercurrent induces a population of quasiparticles by the Volovik effect, and in analogy to eq. (5) causes a reduction in n_s . Lee and Wen, 1997 show that at a radius of R_2 the circulating supercurrent exceeds the critical current and inside that radius the superconductor loses its phase stiffness. They suggest that the system becomes normal once the large core radius R_2 overlaps and $H_{c2} \approx \phi_0 / R_2^2$, in contrast with $H_{c2}^* \approx \phi_0 / \xi_0^2$ as in conventional BCS theory. Note that H_{c2} decreases while H_{c2}^* increases with underdoping. Experimentally the resistive transition to the normal state indeed takes place at an H_{c2} which decreases with decreasing T_c . However, there are signs that vortices survive above this magnetic field up to H_{c2}^* , as will be discussed in section. V.B.

Finally, we comment on suggestions in the literature that classical fluctuations of the superconducting phase can lead to a linear reduction of n_s at low temperatures (Carlson *et al.*, 1999). Just as in the case of lattice displacements, such fluctuations must be treated quantum mechanically at low temperatures (as phonons in that case) to avoid the $3k_B$ low temperature limit for the specific heat. In the case of phonons, the characteristic temperature scale is the phonon frequency. In the case of the superconductor, the phase mode is pushed up to the plasma frequency by long-range Coulomb interaction. Nevertheless, due to the coupling to the low-lying particle-hole excitations, the cross-over from classical to quantum fluctuations must be treated with some care. Paramekanti *et al.*, 2000, 2002 and Benfatto *et al.*, 2001 have calculated that the cross-over happens at quite a high temperature scale and we believe the low-temperature linear reduction of n_s is entirely due to thermal excitations of quasiparticles.

IV. INTRODUCTION TO RVB AND A SIMPLE EXPLANATION OF THE PSEUDOGAP

We explained in the last section that the Néel spin order is incompatible with hole hopping. The question is whether there is another arrangement of the spin which

achieves a better compromise between exchange energy and the kinetic energy of the hole. For $S = \frac{1}{2}$ it appears possible to take advantage of the special stability of the singlet state. The ground state of two spins S coupled with antiferromagnetic Heisenberg exchange is a spin singlet with energy $-S(S+1)J$. Compared with the classical large spin limit, we see that quantum mechanics provides an additional stability in the term unity in $(S+1)$ and this contribution is strongest for $S = \frac{1}{2}$. Let us consider a one-dimensional spin chain. A Néel ground state with $S_z = \pm \frac{1}{2}$ gives an energy of $-\frac{1}{4}J$ per site. On the other hand, a simple trial wavefunction of singlet dimers already gives a lower energy of $-\frac{3}{8}J$ per site. This trial wavefunction breaks translational symmetry and the exact ground state can be considered to be a linear superposition of singlet pairs which are not limited to nearest neighbors, resulting in a ground state energy of 0.443 J . In a square and cubic lattice the Néel energy is $-\frac{1}{2}J$ and $-\frac{3}{4}J$ per site, respectively, while the dimer variational energy stays at $-\frac{3}{8}J$. It is clear that in a 3D cubic lattice, the Néel state is a far superior starting point, and in two dimensions the singlet state may present a serious competition. Historically, the notion of a linear superposition of spin singlet pairs spanning different ranges, called the resonating valence bond (RVB), was introduced by Anderson, 1973 and Fazekas and Anderson, 1974 as a possible ground state for the $S = \frac{1}{2}$ antiferromagnetic Heisenberg model on a triangular lattice. The triangular lattice is of special interest because an Ising-like ordering of the spins is frustrated. Subsequently, it was decided that the ground state forms a $\sqrt{3} \times \sqrt{3}$ superlattice where the moments lie on the same plane and form 120° angles between neighboring sites (Huse and Elser, 1988). Up to now there is no known spin Hamiltonian with full $S(U2)$ spin rotational symmetry outside of one dimension which is known to have an RVB ground state. However, see section X.H for examples which either violate spin rotation or which permit charge fluctuations.

The Néel state has long range order of the staggered magnetization and an infinite degeneracy of ground states leading to Goldstone modes which are magnons. In contrast, the RVB state is a unique singlet ground state with either short range or power law decay of antiferromagnetic order. This state of affairs is sometimes referred to as a spin liquid. However, the term spin liquid is often used more generally to denote any kind of short range or power law decay, *i.e.* the absence of long range order, even when the unit cell is doubled, either spontaneously or explicitly. For example, the ladder system has two states per unit cell and in the limit of strong coupling across the rung, the ground state is naturally a spin singlet with short range antiferromagnetic order. Another example is the spontaneously dimerized ground state for the frustrated spin chains when the next-nearest neighbors exchange J' is sufficiently large. This kind of ground state is more properly called a valence band solid and is smoothly connected to spin singlet ground states

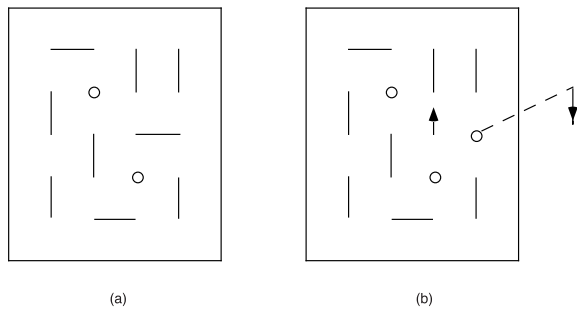


FIG. 15 A cartoon representation of the RVB liquid or singlets. Solid bond represents a spin singlet configuration and circle represents a vacancy. In (b) an electron is removed from the plane in photoemission or c -axis conductivity experiment. This necessitates the breaking of a singlet.

often observed for systems with an even number of electrons per unit cell, the extreme example being Si. Thus we think it is better to reserve the term spin liquid to cases where there is an odd number of electrons per unit cell.

Soon after the discovery of high T_c superconductors, Anderson, 1987 revived the RVB idea and proposed that with the introduction of holes the Néel state is destroyed and the spins form a superposition of singlets. The vacancy can hop in the background of what he envisioned as a liquid of singlets and a better compromise between the hole kinetic energy and the spin exchange energy may be achieved. Many elaborations of this idea followed, but here we argue that the basic physical picture described above gives a simple account of the pseudo-gap phenomenon. The singlet formation explains the decrease of the uniform spin susceptibility and the reduction of the specific heat γ . The vacancies are responsible for transport in the plane. The conductivity spectral weight in the ab plane is given by the hole concentration x and is unaffected by the singlet formation. On the other hand, for c -axis conductivity, an electron is transported between planes. Since an electron carries spin $\frac{1}{2}$, it is necessary to break a singlet. This explains the gap formation in $\sigma_c(\omega)$ and the energy scale of this gap should be correlated with that of the uniform susceptibility. In photoemission, an electron leaves the solid and reaches the detector, the pull back of the leading edge simply reflects the energy cost to break a singlet.

A second concept associated with the RVB idea is the notion of spinons and holons, and spin charge separations. Anderson postulated that the spin excitations in an RVB state are $S = \frac{1}{2}$ fermions which he called spinons. This is in contrast with excitations in a Néel state which are $S = 1$ magnons or $S = 0$ gapped singlet excitations.

Initially the spinons are suggested to form a Fermi surface, with Fermi volume equal to that of $1 - x$ fermions. Later it was proposed that the Fermi surface is gapped to form d -wave type structure, with maximum gap near $(0, \pi)$. This \mathbf{k} dependence of the energy gap is needed to

explain the momentum dependence observed in photoemission.

The concept of spinons is a familiar one in one-dimensional spin chains where they are well understood to be domain walls. In two dimensions the concept is a novel one which does not involve domain walls. Instead, a rough physical picture is as follows. If we assume a background of short range singlet bonds, forming the so-called short-range RVB state, a cartoon of the spinon is shown in Fig. 15. If the singlet bonds are “liquid,” two $S = \frac{1}{2}$ formed by breaking a single bond can drift apart, with the liquid of singlet bonds filling in the space between them. They behave as free particles and are called spinons. The concept of holons follows naturally (Kivelson *et al.*, 1987) as the vacancy left over by removing a spinon. A holon carries charge e but no spin.

V. PHASE FLUCTUATION VS. COMPETING ORDER

One of the hallmarks of doping a Mott insulator is that the spectral weight of the frequency dependent conductivity $\sigma(\omega)$ should go to zero in the limit of small doping. Indeed, $\sigma(\omega)$ shows a Drude-like peak at low frequencies and its area was shown to be proportional to the hole concentration (Orenstein *et al.*, 1990; Cooper *et al.*, 1993; Uchida *et al.*, 1991; Padilla *et al.*, 2004). Results from exact diagonalization of small samples are consistent with a Drude weight of order xt (Dagotto *et al.*, 1992). When the metal becomes superconducting, all the spectral weight collapses into a δ -function if the sample is in the clean limit. The London penetration depth for field penetration perpendicular to the ab plane is given by

$$\lambda_{\perp}^{-2} = \frac{4\pi n_s^{3d} e^2}{m^* c^2}, \quad (7)$$

where n_s^{3d}/m^* is the spectral weight and n_s^{3d} is the $3d$ superfluid charge density. As an example, if we take $\lambda_{\perp} = 1600$ Angstrom for $\text{YBa}_2\text{Cu}_3\text{O}_{6.9}$, and take n_s^{3d} to be the hole density, we find from eq. (7) $m^* \approx 2m_e$ which corresponds to an effective hopping $t^* = \frac{1}{3}t$. The notion that λ_{\perp}^{-2} is proportional to xt is also predicted by slave-boson theory, as will be discussed in section IX.B.

Uemura *et al.*, 1989 discovered empirically a linear relation between λ_{\perp}^{-2} measured by μSR and the superconducting T_c . He interpreted this relation as indicative of Bose condensation of holes, since in two dimensions the Bose-Einstein condensation temperature is proportional to the areal density. Since λ_{\perp}^{-2} is proportional to the $3d$ density, in principle, some adjustment for the layer spacing should be made. Furthermore, λ_{\perp}^{-2} is highly sensitive to disorder, and it is now known that in many systems, not all the spectral weight collapses to the δ -function, *i.e.* some residual normal conductivity is left, presumably due to inhomogeneity (Basov *et al.*, 1994; Corson *et al.*, 2000). Thus the Uemura plot should be viewed as providing a qualitative trend, rather than a quantitative

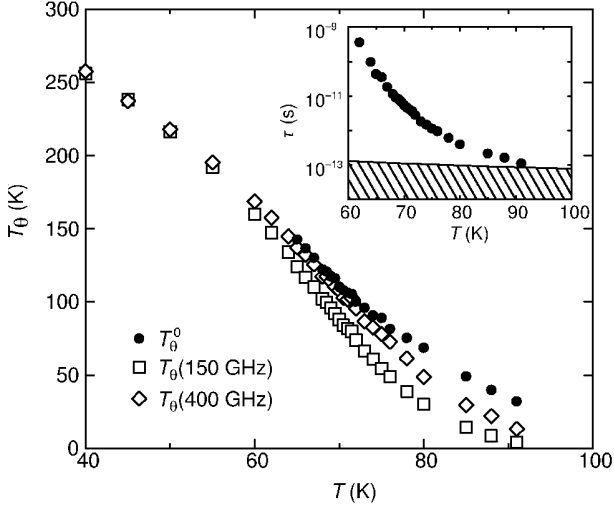


FIG. 16 The phase stiffness T_θ measured at different frequencies ($T_\theta = \hbar^2 n_s / m^*$). The solid dots give the bare stiffness obtained by extrapolation to infinite frequency. T_c of this sample is 74 K. This is where the phase stiffness measured at low frequency would vanish according to BKT theory. Note the linear decrease of the bare stiffness with T which extends considerably above T_c . This decrease is due to thermal excitations of nodal quasiparticles. Inset shows the time scale of the phase fluctuation. Hatched region denotes $\frac{\hbar}{\tau} = kT_c$. From Corson *et al.*, 1999.

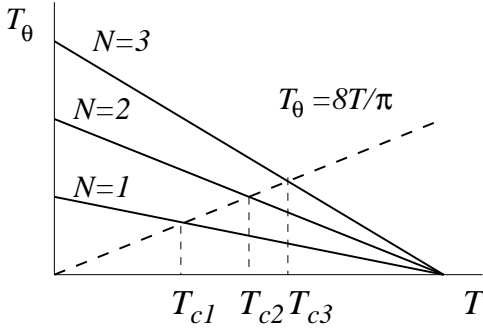


FIG. 17 Schematic plot of the phase stiffness $T_\theta = \hbar^2 n_s / m^*$ for superconductors with N coupled layers. The linear decrease with temperature is due to the thermal excitation of quasiparticles. The transition temperatures T_{cN} , $N = 1, 2, 3$ are estimated by the interception with the BKT line $T_\theta = 8T/\pi$.

relation. Nevertheless, it is important in that it draws a relationship between T_c and carrier density.

A. A theory of T_c

The next important step was taken by Emery and Kivelson, 1995, who noted that it is the superfluid density which controls the phase stiffness of the superconducting order parameter $\Delta = |\Delta|e^{i\theta}$, *i.e.* the energy density cost

of a phase twist is

$$H = \frac{1}{2} K_s^0 (\nabla\theta)^2 \quad (8)$$

Here the superscript on K_s^0 denotes the bare stiffness on a short distance scale. For two-dimensional layers the stiffness $K_s = \hbar^2 (n_s/2) / 2m^*$, *i.e.* the kinetic energy of Cooper pairs. The spectral weight n_s/m^* and the stiffness are given by

$$K_s = \frac{1}{4} \frac{\hbar^2 n_s}{m^*} = \frac{1}{4} \frac{\hbar^2 n_s^{3d} c_0}{m^*} \quad (9)$$

where c_0 is the spacing between the layers and using Eqs. (7) and (9), can be directly measured in terms of λ_\perp . If K_s^0 is small due to the proximity to the Mott insulator, then phase fluctuation is strong and the T_c in the underdoped cuprates may be governed by phase fluctuations. The theory of phase fluctuations in two dimensions is well understood due to the work of Berezinski, 1971 and Kosterlitz and Thouless, 1973. The BKT transition is described by the thermal unbinding of vortex anti-vortex pairs. The energy of a single vortex is given by

$$E_{\text{vortex}} = E_c + 2\pi K_s^0 \ln(L/\xi_0) \quad (10)$$

where L is the sample size, ξ_0 is the BCS coherence length which serves as a short distance cut-off, and E_c is the core energy. For vortex anti-vortex pairs, the sample size L is replaced by the separation of the pairs. The vortex unbinding transition is driven by the balance between this energy and the entropy which also scales logarithmically with the vortex separation. At T_c , K_s is predicted to jump between zero and a finite value $K_s(T_c)$ given by a universal relation

$$kT_c = (\pi/2) K_s(T_c) = \frac{\pi}{8} \frac{\hbar^2 n_s}{m^*} \quad (11)$$

(Nelson and Kosterlitz, 1977). The precise value of T_c depends on $K_s(T=0)$ and weakly on the core energy. In the limit of very large core energy, $kT_c = 1.5K_s^0$, whereas for an XY model on a square lattice E_c is basically zero if ξ_0 in eq. (10) is replaced by the lattice constant and $T_c = 0.95K_s^0$. Thus K_s^0 should give a reasonable guide to T_c in the phase fluctuation scenario. Emery and Kivelson estimated K_s^0 from λ_\perp data for a variety of materials and concluded that K_s^0 is indeed on the scale of T_c . However, they assumed that each layer is fluctuating independently, even for systems with strongly Josephson coupled bi-layers. Subsequent work using microwave conductivity has confirmed the BKT nature of the phase transition, but concluded that in BSCCO, it is the bi-layer which should be considered as a unit, *i.e.* the superconducting phase is strongly correlated between the two layers of a bi-layer (Corson *et al.*, 1999). This increases the K_s^0 estimate by a factor of 2. For example, for $\lambda_\perp = 1600$ Angstroms, Emery and Kivelson quoted K_s^0 to be 145 K for YBCO. This should really be replaced by 290 K, a factor of 3 higher than T_c .

We can get around this difficulty by realizing that K_s is reduced by thermal excitation of quasiparticles and the bare K_s^0 in the BKT theory should include this effect. In Section III.B we showed empirical evidence that the linear T coefficient of $n_s(T)$ is relatively independent of x . The bare K_s^0 is measured as the high frequency limit in a microwave experiment (Corson *et al.*, 1999). As seen in Fig. 16, the bare phase stiffness $T_\theta^0 \equiv \hbar^2 n_s^0 / m^*$ continues to decrease linearly with T above $T_c = 74$ K. Given the universal relation eq. (11), an estimate of T_c can be obtained by the interception of the straight line $T_\theta = (8/\pi)kT$ with the bare stiffness. This yields an estimate of the BKT transition temperature of ≈ 60 K. The somewhat higher actual T_c of 74 K is due to three dimensional ordering effects between bilayers. Now we can extend this procedure to a multilayer superconductor. In Fig.17 we show schematically $T_\theta^0 = \hbar^2 n_s^0 / m^*$ plot of single-layer, bi-layer and tri-layer systems ($N = 1, 2, 3$) assuming that the layers are identical. We expect $n_s^0(T = 0)$, which is the areal density per N layers, to scale linearly with N . On the other hand, the linear T slope also scales with N , because the number of thermally excited quasiparticles per area scale with N . The extrapolated “ T_c ’s” are therefore the same. Now we may estimate $T_c(N)$ from the interception of the line $T_\theta^0 = (8/\pi)kT$. We see that T_c increases monotonically with N , but much slower than linear. This trend is in agreement with what is seen experimentally, notably in the Tl and Hg compounds. As N increases further, the assumption that the layers are identical breaks down as the charge density of each layer begins to differ. We therefore conclude that the combination of phase fluctuations and the thermal excitation of d -wave quasiparticles can account for T_c in underdoped cuprates, including the qualitative trend as a function of the number of layers within a unit cell.

This theory of T_c receives confirmation from measurement of the oxygen isotope effect of T_c and on the penetration depth. It is found that there is substantial isotope effect on the n_s/m^* for both underdoped and optimally doped YBCO films. On the other hand, there is significant isotope effect on T_c in underdoped YBCO (Khasanov *et al.*, 2003), but no effect on optimally doped samples (Khasanov *et al.*, 2004). Setting aside the origin of the isotope effect on n/m^* , the remarkable doping dependence of the isotope effect on T_c is readily explained in our theory, since T_c is controlled by n_s/m^* in the underdoped but not in the overdoped region. In fact, a more detailed examination of the data for two underdoped samples show that $n_s(T)/m^*$ appears to be shifted down by a constant when O¹⁶ is replaced by O¹⁸. This suggests that there is no isotope effect on the temperature dependent term in eq. 5 which depends on v_F . This is consistent with direct ARPES measurements (Gweon *et al.*, 2004). Thus the data is consistent with an isotope effect only on the zero temperature spectral weight $n_s(0)/m^*$. The latter is a complicated many body property of the ground state which is not simply related to the

effective mass of the quasiparticles in the naive manner.

B. Cheap vortices and the Nernst effect

Emery and Kivelson, 1995, also suggested that the notion of strong phase fluctuations may provide an explanation of the pseudogap phenomenon. They proposed that the pairing amplitude is formed at a temperature T_{MF} which is much higher than T_c and the region between T_{MF} and T_c is characterized by robust pairing amplitude and energy gap.

This leaves open the microscopic origin of the robust pairing amplitude and high T_{MF} but we shall argue that even as phenomenology, phase fluctuations alone cannot be the full explanation of the pseudogap. Since T_c is driven by the unbinding of vortices, let us examine the vortex energy more carefully. As an extreme example, let us suppose T_{MF} is described by the standard BCS theory. The vortex core energy in BCS theory is estimated as $E_c \approx \frac{\Delta_0^2}{E_F a^2} \xi_0^2$ where Δ_0 is the energy gap, $\Delta_0^2/(E_F a^2)$ is the condensation energy per area, and ξ_0^2 is the core size. Using $\xi_0 = \frac{v_F}{\Delta_0}$, we conclude that $E_c \approx E_F$ in BCS theory, an enormous energy compared with T_c . Even if we assume E_c to be of order of the exchange energy J or the mean field energy T_{MF} , it is still much larger than T_c . We already note that in BKT theory, T_c is relatively insensitive to the core energy. Now we emphasize that despite the insensitivity of T_c to E_c , the physical properties above T_c are very sensitive to the core energy. This is because BKT theory is an asymptotic long-distance theory which becomes simple in the limit of dilute vortex or large E_c . The typical vortex spacing which is $n_v^{-\frac{1}{2}}$ where the vortex density n_v goes as $e^{-E_c/kT}$. Vortex unbinding happens on a renormalized length scale, *i.e.* the typical spacing between *free* vortices, which is much larger than $n_v^{-\frac{1}{2}}$. As a result, the physics of the system above T_c is very sensitive to E_c . If $E_c \gg kT_c$, vortices are dilute and the system will behave like a superconductor for all measurements performed on a reasonable spatial or temporal scale. However, except for the close vicinity of T_c , the pseudogap region is not characterized by strong superconducting fluctuations, but rather behaves like a metal. Thus a large vortex core energy can be ruled out. The core energy must be small, of the order T_c , *i.e.* it is comparable to the second term in eq. (10). The notion of “cheap” vortices has two important consequences. First, it is clear that the amplitude fluctuation and phase fluctuation are controlled by the same energy scale, kT_c . This is because the vortex core is a region where the pairing amplitude vanishes and, in addition, the phase θ winds by 2π . If we do away with the phase winding and retain the amplitude fluctuation, this should cost even less energy. Thus the temperature scale where vortices proliferate is also the scale where amplitude fluctuation proliferates. Then the notion of strong phase fluctuations is applicable only on a temperature

scale of say $2 T_c$ and this scale must become small as x becomes small. Thus phase fluctuation cannot explain a pseudogap phenomenon which extends to finite T in the small x limit.

Second, the notion of a cheap vortex means that there is a non-superconducting state which is very close in energy. In an ordinary superconductor, the core can be thought of as a patch of normal metals with a finite density of states at the Fermi level. The reason the core energy is large is because the energy gained by opening up an energy gap is lost. In underdoped and in slightly overdoped cuprates there is experimental evidence from STM tunneling into the core that the energy gap is retained inside the core (Maggio-Aprile *et al.*, 1995; Pan *et al.*, 2000). The large peak in the density state predicted for d -wave BCS theory (Wang and MacDonald, 1995) is simply not there. The nature of the state in the core, which one can think of as a competing state to the superconductor, is highly nontrivial and is a topic of current debate.

The above discussion is summarized by a schematic phase diagram shown in Fig. 18. A temperature scale of about $2 T_c$ in the underdoped region marks the range of phase fluctuation. This is the region where the picture envisioned by Emery and Kivelson, 1995 may be valid. Here the phase is locally well defined and vortices are identifiable objects. Indeed, this is the region where a large Nernst effect has been measured (Wang *et al.*, 2002, 2003, 2001). The Nernst effect is the voltage transverse to a thermal gradient in the presence of a magnetic field perpendicular to the plane. It is exquisitely sensitive to the presence of vortices, because vortices drift along the thermal gradient and produce the phase winding which supports a transverse voltage by the Josephson effect. A large Nernst signal has been taken to be strong evidence for the presence of well-defined vortices above T_c (Wang *et al.*, 2002, 2003, 2001). At higher temperatures, vortices overlap and the Nernst signal smoothly crosses over to that describable by Gaussian fluctuation of superconducting amplitude and phase (Ussishkin *et al.*, 2002). Very recently, the identification of the Nernst region with fluctuating superconductivity was confirmed by the observation of diamagnetic fluctuations which persist up to the same temperature as the onset of the Nernst signal (Wang *et al.*, 2004).

It remains necessary to explain why the resistivity looks metallic-like in this temperature range and does not show the strong magnetic field dependence one ordinarily expects for flux flow resistivity in the presence of thermally excited vortices. The explanation may lie in the breakdown of the standard Bardeen-Stephen model of flux flow resistivity. Here the vortices have anomalously low dissipation because in contrast to BCS superconductors, there are no states inside the core to dissipate. Ioffe and Millis, 2002b proposed that the vortices are fast and yield a large flux flow resistivity. In the two fluid model, the conductivity is the sum of the flux flow conductivity (the superfluid part) and the quasiparticle conductivity

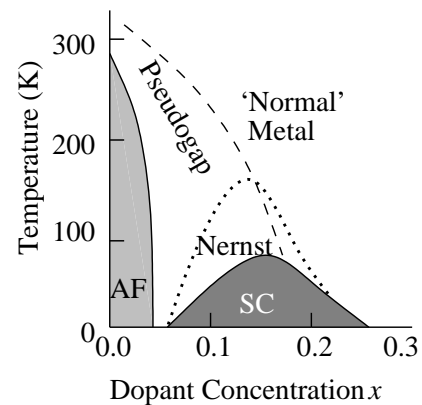


FIG. 18 Schematic phase diagram showing the phase fluctuation regime where the Nernst effect is large. Note that this regime is a small part of the pseudogap region for small doping.

(the normal part). The small flux flow conductivity is quickly shorted out by the nodal quasiparticle contributions, and the system behaves like a metal, but with carriers only in the nodal region. This is also reminiscent of the Fermi arc picture. Unfortunately, a more detailed modeling requires an understanding of the state inside the large core radius R_2 introduced in section III.C which is not available up to now.

Instead of generating vortices thermally, one can also generate them by applying a magnetic field. Wang *et al.*, 2003 have applied fields up to 45 T and found evidence that the Nernst signal remains large beyond that field in the underdoped samples. They estimate that the field needed to suppress the Nernst signal to be of order $H_{c2}^* \approx \phi_0/\xi_0^2$ where $\phi_0 \approx \hbar v_F/\Delta_0$. This is the core size consistent with what is reported by STM tunneling experiments. At the same time, the field needed for a resistive transition is much lower. Recently Sutherland *et al.*, 2004 showed that in YBCO_{6.35} superconductivity is destroyed by annealing or by applying a modest magnetic field. Beyond this point the material is a thermal metal, with a thermal conductivity which is unchanged from the superconducting side, where it is presumably due to nodal quasiparticles and described by eq. (4). Thus this field induced metal may be coexisting with pairing amplitude and may be a very interesting new metallic state.

What is the nature of the gapped state inside the vortex core as revealed by STM tunneling and how is it related to the pseudogap region? A popular notion is that the vortex core state is characterized by a competing order. A variety of competing order has been proposed in the literature. An early suggestion was that the core has antiferromagnetic order and an explicit model was constructed based on the $SU(5)$ model of Zhang, 1997 (Arovas *et al.*, 1997). However, this particular version has been criticized for its failure to take into account the strong Coulomb repulsion and the proximity to the Mott insulator (Greiter, 1997; Baskaran and Anderson, 1998). Recently, more phenomenological version based

on Landau theory have been proposed (Demler *et al.*, 2001; Chen *et al.*, 2004) where the antiferromagnetism may be incommensurate. As the temperature is raised into the pseudogap regime, vortices proliferate and their cores overlap and, according to this view, the pseudogap is characterized by fluctuating competing order. The dynamic stripe picture (Carlson *et al.*, 2003) is an example of this point of view. Another proposal for competing order is for orbital currents (Varma, 1997; Chakravarty *et al.*, 2002b). In this case the competing order is proposed to persist in the pseudogap region but is “hidden” from detection because of difficulties of coupling to the order. Finally, as discussed earlier, the recent observation of checkerboard patterns in the vortex core and in some underdoped cuprates has inspired various proposals of charge density ordering.

Most of the proposals for competing order are phenomenological in nature. For example, the proximity of *d*-wave superconductivity to antiferromagnetism is simply assumed as an experimental fact. However, from a microscopic point of view, the surprise is that *d*-wave superconductivity turns out to be the winner of this competition. Our goal is a microscopic explanation of both the superconducting and the pseudogap states. We shall give a detailed proposal for the vortex core in section XII.C. Here we mention that while our proposal also calls for slowly varying orbital currents in the core, this fluctuating order is simply one manifestation of a quantum state. For example, enhanced antiferromagnetic fluctuation is another manifestation. As discussed in section VI.C, this picture is fundamentally different from competing states described by Landau theory. In the pseudogap phase, vortices proliferate and overlap and all orders become very short range. Apart from characterizing this state as a spin liquid (or RVB), the only possibility of order is a subtle one, called topological/quantum order. These concepts are described in section X and a possible experimental consequence is described in section XII.E.

C. Two kinds of pseudogaps

Since the pseudogap is fundamentally a cross-over phenomenon, there is a lot of confusion about the size of the pseudogap and the temperature scale where it is observed. Upon surveying the experimental literature, it seems to us that we should distinguish between two kinds of pseudogaps. The first is clearly due to superconducting fluctuations. The energy scale of the pseudogap is the same as the low temperature superconducting gap and it extends over a surprisingly large range of temperatures above T_c . This is what we called the Nernst region in the last section. This kind of pseudogap has been observed in STM tunneling, where it is found that a reduction of the density of states persists above T_c even in overdoped samples (Kugler *et al.*, 2001). We believe the pull-back of the leading edge observed in ARPES shown in Fig. 7(a) should be understood along these lines. There is an-

other kind of pseudogap which is associated with singlet formation. A clear signature of this phenomenon is the downturn in uniform spin susceptibility shown in Figs. 3 and 4. The temperature scale of the onset is high and increases up to 300 to 400 K with underdoping. The energy scale associated with this pseudogap is also very large, and can extend up to 100 meV or beyond. For example, the onset of the reduction of the *c*-axis conductivity (which one may interpret as twice the gap) has been reported to exceed 1000 cm^{-1} . This is also the energy scale one associates with the limiting STM tunneling spectrum observed in highly underdoped Bi-2212 (Fig. 9(f)) and in Na doped $\text{Ca}_2\text{CuO}_2\text{Cl}_2$ (Hanaguri *et al.*, 2004). The gap in these spectra is very broad and ill defined. In the ARPES literature it is described as the “high-energy pseudogap” (see Damascelli *et al.*, 2003) or the “hump” energy. These spectra evolve smoothly into that of the insulating parent. This is most clearly demonstrated in Na-doped $\text{Ca}_2\text{CuO}_2\text{Cl}_2$ and the ARPES spectrum near the antinodal point looks remarkably similar to that seen by STM (Ronning *et al.*, 2003). Examples of this kind of a spectrum can be seen in the samples UD46 and UD30 shown in Fig. 8(a). In contrast to the low energy pseudogap, a coherent quasiparticle peak is never seen at these very high energies when the system enters the superconducting state. Instead, weak peaks may appear at lower energies, but judging from the STM data, these may be associated with inhomogeneity. In this connection, we point out that the often quoted T^* line shown in Fig. 7 is actually a combination of the two kinds of pseudogaps. The solid triangles marking the onset of the leading edge refer to the fluctuating superconductor gap, while the solid squares are lower bounds based on the observation of the “hump.” Another example of this difference is that in LSCO, the superconducting gap is believed to be much smaller and the pull back of the leading edge is not seen by ARPES. On the other hand, the singlet formation is clearly seen in Fig. 3(b) and the broad hump-like spectra is also seen by ARPES (Zhou *et al.*, 2004).

We note that in contrast to superconducting fluctuations which extend across the entire doping range but are substantially reduced for overdoped samples, the onset of singlet formation seems to end rather abruptly near optimal doping. The Knight shift is basically temperature independent just above T_c in optimally doped and certainly in slightly overdoped samples (Takigawa *et al.*, 1993; Horvatic *et al.*, 1993). For this reason, we propose that the pseudogap line and the Nernst line may cross in the vicinity of optimal doping, as sketched in Fig. 18. In this connection it is interesting to note that the pseudogap has also been seen inside the vortex core (Maggio-Aprile *et al.*, 1995; Pan *et al.*, 2000). By definition, this is where the superconducting amplitude is suppressed to zero and the gap is surely not associated with the pairing amplitude. We have argued that the gap offers a glimpse of the state which lies behind the pseudogap associated with singlet formation. It is interesting to note that the gap in the vortex core has been reported in a somewhat

overdoped sample (Hoogenboom *et al.*, 2001). It is as though at zero temperature the state with a gap in the core is energetically favorable compared with the normal metallic state up to quite high doping. It will be interesting to extend these measurements to even more highly overdoped samples to see when the gap in the vortex core finally fills in. At the same time, it will be interesting to extend the tunneling into the vortex core in overdoped samples to higher temperatures, to see if the gap will fill in at some temperature below T_c .

VI. PROJECTED TRIAL WAVEFUNCTIONS AND OTHER NUMERICAL RESULTS

In the original RVB article, Anderson, 1987 proposed a projected trial wavefunction as a description of the RVB state.

$$\Psi = P_G |\psi_0\rangle \quad (12)$$

where $P_G = \prod_i (1 - n_{i\uparrow} n_{i\downarrow})$ is called the Gutzwiller projection operator. It has the effect of suppressing all amplitudes in $|\psi_0\rangle$ with double occupation, thereby enforcing the constant of the t - J model exactly. The unprojected wavefunction contains variational parameters and its choice is guided by mean-field theory (see section XIII). The full motivation for the choice of $|\psi_0\rangle$ becomes clear only after the discussion of mean-field theory, but we discuss the projected wavefunction first because the results are concrete and the concepts are simple. The projection operator is too complicated to be treated analytically, but properties of the trial wavefunction can be evaluated using Monte Carlo sampling.

A. The half-filled case

We shall first discuss the half-filled case, where the problem reduces to the Heisenberg model. While the original proposal was for $|\psi_0\rangle$ to be the s -wave BCS wavefunction, it was soon found that the d -wave BCS state is a better trial wavefunction, *i.e.* consider

$$\begin{aligned} H_d = & - \sum_{\langle ij \rangle, \sigma} \left(\chi_{ij} f_{i\sigma}^\dagger f_{j\sigma} + c.c. \right) - \sum_{i, \sigma} \mu f_{i\sigma}^\dagger f_{i\sigma} + \\ & + \sum_{\langle ij \rangle} \left[\Delta_{ij} \left(f_{i\uparrow}^\dagger f_{j\downarrow}^\dagger - f_{i\downarrow}^\dagger f_{j\uparrow}^\dagger \right) + c.c. \right] \end{aligned} \quad (13)$$

where $\chi_{ij} = \chi_0$ for nearest neighbors, and $\Delta_{ij} = \Delta_0$ for $\mathbf{j} = \mathbf{i} + \hat{x}$ and $-\Delta_0$ for $\mathbf{j} = \mathbf{i} + \hat{y}$. The eigenvalues are the well known BCS spectrum

$$E_{\mathbf{k}} = \sqrt{(\epsilon_{\mathbf{k}} - \mu)^2 + \Delta_{\mathbf{k}}^2} \quad (14)$$

where

$$\epsilon_{\mathbf{k}} = -2\chi_0 (\cos k_x + \cos k_y) \quad (15)$$

$$\Delta_{\mathbf{k}} = 2\Delta_0 (\cos k_x - \cos k_y) \quad (16)$$

At half filling, $\mu = 0$ and $|\psi_0\rangle$ is the usual BCS wavefunction $|\psi_0\rangle = \prod_{\mathbf{k}} \left(u_{\mathbf{k}} + v_{\mathbf{k}} f_{\mathbf{k}\uparrow}^\dagger f_{-\mathbf{k}\downarrow}^\dagger \right) |0\rangle$.

A variety of mean-field wavefunctions were soon discovered which give identical energy and dispersion. Notable among these is the staggered flux state (Affleck and Marston, 1988). In this state the hopping χ_{ij} is complex, $\chi_{ij} = \chi_0 \exp(i(-1)^{i_x + j_y} \Phi_0)$, and the phase is arranged in such a way that it describes free fermion hopping on a lattice with a fictitious flux $\pm 4\Phi_0$ threading alternative plaquettes. Remarkably, the eigenvalues of this problem are identical to that of the d -wave superconductor given by eq. (14), with

$$\tan \Phi_0 = \frac{\Delta_0}{\chi_0}. \quad (17)$$

The case $\Phi_0 = \pi/4$, called the π flux phase, is special in that it does not break the lattice translation symmetry. As we can see from eq. (17), the corresponding d -wave problem has a very large energy gap and its dispersion is shown in Fig. 19. The key feature is that the energy gap vanishes at the nodal points located at $(\pm \frac{\pi}{2}, \pm \frac{\pi}{2})$. Around the nodal points the dispersion rises linearly, forming a cone which resembles the massless Dirac spectrum. For the π flux state the dispersion around the node is isotropic. For Φ_0 less than $\pi/4$ the gap is smaller and the Dirac cone becomes progressively anisotropic. The anisotropy can be characterized by two velocities, v_F in the direction towards (π, π) and v_Δ in the direction towards the maximum gap at $(0, \pi)$.

The reason various mean-field theories have the same energy was explained by Affleck *et al.*, 1988 and Dagotto *et al.*, 1988 as being due to a certain $SU(2)$ symmetry. We defer a full discussion of the $SU(2)$ symmetry to section X but we only mention here that it corresponds to the following particle-hole transformation

$$\begin{aligned} f_{i\uparrow}^\dagger & \rightarrow \alpha_i f_{i\uparrow}^\dagger + \beta_i f_{i\downarrow} \\ f_{i\downarrow} & \rightarrow -\beta_i^* f_{i\uparrow}^\dagger + \alpha_i^* f_{i\downarrow}. \end{aligned} \quad (18)$$

Note that the spin quantum number is conserved. It describes the physical idea that adding a spin-up fermion or removing a spin-down fermion are the same state after projection to the subspace of singly occupied fermions. It is then not a surprise to learn that the Gutzwiller projection of the d -wave superconductor and that of the staggered flux state gives the same trial wavefunction, up to a trivial overall phase factor, provided $\mu = 0$ and eq. (17) is satisfied. A simple proof of this is given by Zhang *et al.*, 1988. The energy of this state is quite good. The best estimate for the ground state energy of the square lattice Heisenberg antiferromagnet which is a Néel ordered state is $\langle S_i \cdot S_j \rangle = -0.3346$ J (Trivedi and Ceperley, 1989; Runge, 1992). The projected π flux state (Gros, 1988a; Yokoyama and Ogata, 1996) gives -0.319 J, which is excellent considering that there is no variational parameter.

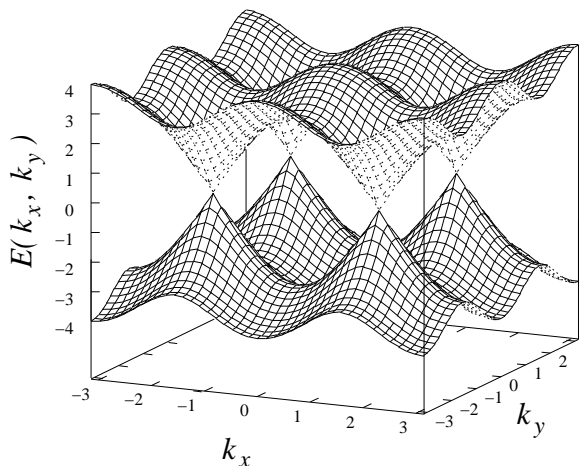


FIG. 19 The energy dispersion of the π flux phase. Note the massless Dirac spectrum at the nodal points at $(\pm\frac{\pi}{2}, \pm\frac{\pi}{2})$.

We note that the projected d -wave state has power law decay for the spin-spin correlation function. The equal time spin-spin correlator decays as $r^{-\alpha}$ where α has been estimated to be 1.5 (Ivanov, 2000; Paramakanti *et al.*, 2004a). This projection has considerably enhanced the spin correlation compared with the exponent of 4 for the unprojected state. One might expect a better trial wavefunction by introducing a sublattice magnetization in the mean-field Hamiltonian. A projection of this state gives an energy which is marginally better than the projected flux state, -0.3206J . It also has a sublattice magnetization of 84% which is too classical. The best trial wavefunction is one which combines staggered flux and sublattice magnetization before projection (Gros, 1988a,b; Lee and Feng, 1988). It gives an energy of -0.332 J and a sublattice magnetization of about 70%, both in excellent agreement with the best estimates.

B. Doped case

In the presence of a hole, the projected wavefunction eq. (12) has been studied for a variety of mean-field states ψ_0 . Here P_G stands for a double projection: the amplitudes with double occupied sites are projected out and only amplitudes with the desired number of holes are kept. The ratio Δ_0/χ_0 , μ/χ_0 and h_s/χ_0 , where h_s is the field conjugate to the sublattice magnetization, are the variational parameters. It was found that the best state is a projected d -wave superconductor and the sublattice magnetization is nonzero for $x < x_c$, where $x_c = 0.11$ for $t/J = 3$. (Yokoyama and Ogata, 1996) The energetics of various state are shown in Fig. (20(a)). It is interesting to note that the projected staggered-flux state always lies above the projected d -wave superconductor, but the energy difference is small and vanishes as x goes to zero, as expected. The staggered-flux state also prefers antiferromagnetic order for small x , and the critical x_c^{SF} is now 0.08, considerably less than that for the projected

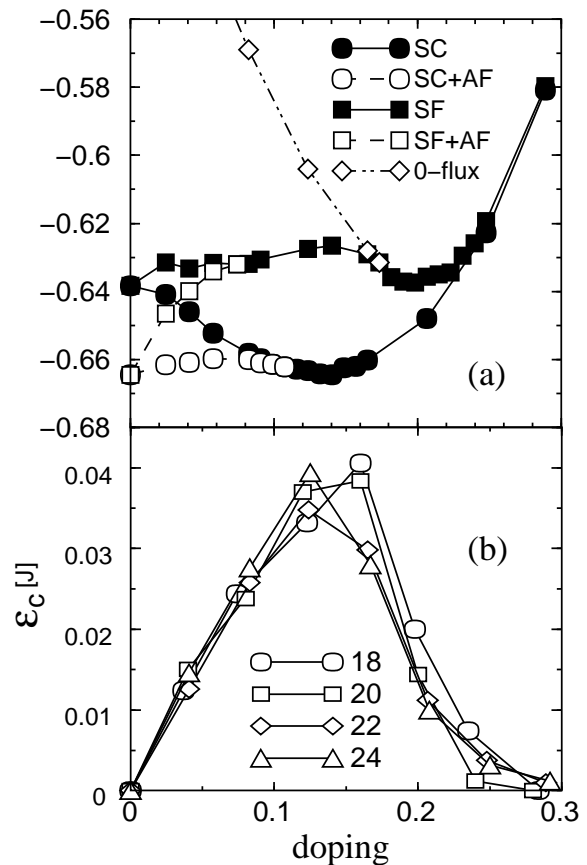


FIG. 20 (a) Comparison of the energy of various projected trial wavefunctions. From Ivanov, 2003. (b) The condensation energy estimated from the difference of the projected d -wave superconductor and the projected staggered flux state. From Ivanov and Lee, 2003.

d -wave superconductor. The energy difference between the projected flux state and projected d superconductor (with antiferromagnetic order) is shown in Fig. (20(b)). As we can see from Fig. (20(a)), inclusion of AF will only give a small enhancement of the energy difference for small $x \leq 0.05$. The projected staggered flux state is the lowest energy non-superconducting state that has been constructed so far. For $x > 0.18$, the flux Φ_0 vanishes and this state connects smoothly to the projected Fermi sea, which one ordinarily thinks of as the normal state. It is then tempting to think of the projected staggered flux state as the “normal” state in the underdoped region ($x < 0.18$) and interpret the energy difference shown in Fig. (20(b)) as the condensation energy. Such a state may serve as the “competing” state that we have argued must live inside the vortex core. The fact that the energy difference vanishes at $x = 0$ guarantees that it is small for small x .

Ivanov, 2003 pointed out that the concave nature of the energy curves shown in Fig. 20(a) for small x indicate that the system is prone to phase separation. Such a phase separation may be suppressed by long-range Coulomb interaction and the energy curves are indeed

sensitive to nearest-neighbor repulsion. Thus we believe that Fig. 20(a) still provides a useful comparison of different trial wavefunctions.

C. Properties of projected wavefunctions

It is interesting to put aside the question of energetics and study the nature of the projected d -wave superconductor. A thorough study by Paramakanti *et al.*, 2001, 2004b showed that it correctly captures many of the properties of the cuprate superconductors. For example, the superfluid density vanishes linearly in x for small x . This is to be expected since the projection operator is designed to yield an insulator at half-filling. The momentum distribution exhibits a jump near the noninteracting Fermi surface. The size of the jump is interpreted as the quasiparticle weight z according to Fermi liquid theory and again goes to zero smoothly as $x \rightarrow 0$. Using the sum rule and assuming Fermi liquid behavior for the nodal quasiparticles, the Fermi velocity is estimated and found to be insensitive to doping, in agreement with photoemission experiments.

A distinctive feature of the projected staggered flux state is that it breaks translational symmetry and orbital currents circulate the plaquettes in a staggered fashion as soon as $x \neq 0$. Motivated by the $SU(2)$ symmetry which predicts a close relationship between the projected d -wave superconductor and the projected staggered flux states, Ivanov *et al.*, 2000 examined whether there are signs of the orbital current in the projected d -wave superconductor. Since this state does not break translation or time-reversal symmetry, there is no static current. However, the current-current correlation

$$G_j = \langle j(\alpha)j(\beta) \rangle \quad (19)$$

where $j(\alpha)$ is the current on the α bond, shows a power law-type decay and its magnitude is much larger than the naive expectation that it should scale as x^2 . Note that before projection the d -wave superconductor shows no hint of the staggered current correlation. The correlation that emerges is entirely a consequence of the projection. We believe the emergence of orbital current fluctuations provides strong support for the importance of $SU(2)$ symmetry near half filling. Orbital current fluctuations of similar magnitude were found in the exact ground state wavefunction of the t - J model on a small lattice, two holes on 32 sites. (Leung, 2000; Lee and Sha, 2003) showed that the orbital current correlation has the same power law decay as the hole-chirality correlation,

$$G_{\chi_h} = \langle \chi_h(i)\chi_h(j) \rangle$$

where χ_h is defined on a plaquette i as $n_h(4)\mathbf{S}_1 \cdot (\mathbf{S}_2 \times \mathbf{S}_3)$ where 1 to 4 labels the sites around the plaquette and $n_h(\mathbf{i}) = 1 - c_{i\sigma}^\dagger c_{i\sigma}$ is the hole density operator. This is in agreement with the notion that a hole moving around

the plaquette experiences a Berry's phase due to the non-collinearity of the spin quantization axis of the instantaneous spin configurations. For $S = \frac{1}{2}$ the Berry's phase is given by $\frac{1}{2}\phi$ where ϕ is the solid angle subtended by the instantaneous spin orientations $\mathbf{S}_1, \mathbf{S}_2$ and \mathbf{S}_3 . (Wen *et al.*, 1989; Fradkin, 1991) This solid angle is related to the spin chirality $\mathbf{S}_1 \cdot (\mathbf{S}_2 \times \mathbf{S}_3)$. This phase drives the hole in a clockwise or anti-clockwise direction depending on its sign, just as a magnetic flux through the center of the plaquette would. Thus the flux Φ_0 of the staggered flux state has its physical origin in the coupling between the hole kinetic energy and the spin chirality.

It is important to emphasize that the projected d -wave state possesses long range superconducting pairing order, while at the same time exhibiting power law correlation in antiferromagnetic order and staggered orbital current. On the other hand, projection of a staggered flux phase at finite doping will possess long range orbital current order, but short range pairing and antiferromagnetic order. A useful analogy is to think of these projected states as a person with a variety of personalities. He may be courteous and friendly at one time, and aggressive and even belligerent at another, depending on his environment. Thus different versions of projected states shown in Fig. 20(a) all have the same kinds of fluctuations; it is just that one kind of order may dominate over the others. Then it is easy to imagine that the system may shift from one state to another in different environments. For instance, in section XII.C we will argue that the pairing state will switch to a projected staggered flux state inside the vortex core. Note that this is a different picture from the traditional Landau picture of competing states as advocated by Chakravarty *et al.*, 2002b, for instance. These authors suggested on phenomenological grounds that the pseudogap region is characterized by staggered orbital current order, which they call d -density waves (DDW). The symmetry of this order is indistinguishable from the doped staggered flux phase (Hsu *et al.*, 1991; Lee, 2002). According to Landau theory, the competition between DDW and superconducting order will result in either a first order transition or a region of co-existing phase at low temperatures. This view of competing order is very different from the one proposed here, where a single quantum state possesses a variety of fluctuating orders.

D. Improvement of projected wavefunctions, effect of t' , and the Gutzwiller approximation

The projected wavefunction is the starting point for various schemes to further improve the trial wavefunction. Indeed, the variational energy can be lowered and Sorella *et al.*, 2002 provide strong evidence that a d -wave superconducting state may be the ground state of the t - J model. On the other hand, other workers (Heeb and Rice, 1993; Shih *et al.*, 1998) found that the superconducting tendency decreases with the improvement of the trial wavefunctions. Studies based on other methods such

as DMRG (White and Scalapino, 1999) found that next-nearest neighbor hopping t' with $t'/t > 0$ is needed to stabilize the d -wave superconductor. Otherwise the holes are segregated into strip-like structures. All these computational schemes suffer from some form of approximation and cannot give definitive answers. What is clear is that the d -wave superconductor is a highly competitive candidate for the ground state of the t - J model.

Recently Shih *et al.*, 2004 have examined the pairing correlation in projected wavefunctions including the effect of t' . They find that for moderate doping ($x \gtrsim 0.1$) t'/t with a negative sign greatly enhances the pairing correlation. The effect increases with increasing t' and is maximal around $t'/t \approx -0.4$. Their result contradicts expectations based on earlier DMRG work (White and Scalapino, 1999) which found a suppression of superconductivity with negative t'/t . However, Shih *et al.* pointed out that the earlier work was limited to very low doping and is really not in disagreement with their finding for $x \gtrsim 0.1$. This result should be confirmed by improving the wavefunction but the pair correlation with t' is so robust that the controversy surrounding the $t' = 0$ case may well be avoided. It should be noted that a negative t' is what band theory predicts. Furthermore, Pavarini *et al.*, 2001 have noted a correlation of T_c with $|t'|$ and shown that the Hg and Tl compounds which have the highest T_c have t'/t in the range -0.3 to -0.4 . Thus the role of t' may well explain the variation of T_c among different families of cuprates.

The Gutzwiller projection is a rather cumbersome machinery to implement and a simple approximate scheme has been proposed, called the Gutzwiller approximation (Zhang *et al.*, 1988; Hsu, 1990). The essential step is to construct an effective Hamiltonian

$$H_{\text{eff}} = -g_t t \sum_{(ij)\sigma} c_{i\sigma}^\dagger c_{j\sigma} + g_J \sum_{(ij)} \mathbf{S}_i \cdot \mathbf{S}_j \quad (20)$$

and treat this in the Hartree-Fock-BCS approximation. The projection operator in the original t - J model is eliminated in favor of the reduction factors $g_t = 2x/(1+x)$ and $g_J = 4/(1+x)^2$, which are estimated by assuming statistical independence of the population of the sites (Vollhardt, 1984). The important point is that $g_t = 2x/(1+x)$ reduces the kinetic energy to zero in the $x \rightarrow 0$ limit, in an attempt to capture the physics of the approach to the Mott insulator. The Gutzwiller approximation bears a strong resemblance to the slave-boson mean-field theory and is just as easy to handle analytically. It has the advantage that the energetics compare well with the Monte Carlo projection results. The Gutzwiller approximation has been applied to more complicated problems such as impurity and vortex structure (Tsuchiura *et al.*, 2003, 2000) with good results.

VII. THE SINGLE HOLE PROBLEM

The motion of a single hole doped into the antiferromagnet is a most fundamental issue to start with. The t - J type model is again the canonical Hamiltonian to study this problem. The key physics of the problem is the competition between the antiferromagnetic (AF) correlation/long range ordering and the kinetic energy of the hole. The motion of the single hole distort the AF ordering when it hops between different sublattices. Shraiman and Siggia, 1988 studied this distortion in a semiclassical way, and found the new coupling between the spin current of the hole and the magnetization current of the background. This coupling leads to the long range dipolar distortion of the staggered magnetization and the minimum of the hole dispersion at $k = (\pi/2, \pi/2)$. This position of the energy minimum is interpreted as follows. Even if we start with the pure t - J model, the direct hopping between nearest neighbor sites is suppressed, while the second order processes in t leads to the effective hopping between the sites belonging to the same sublattice. This effective t' and t'' has the negative sign and hence lower the energy of $k = (\pi/2, \pi/2)$ compared with $k = (\pi, 0), (0, \pi)$.

The dynamics of the single hole, *i.e.* the spectral function of the Green's function is also studied by analytic method. When the spin excitation is approximated by the magnon (spin wave), the Hamiltonian for the single hole is given by (Kane *et al.*, 1989)

$$H = \frac{t}{N} \sum_{\mathbf{k}, \mathbf{q}} M_{\mathbf{k}, \mathbf{q}} [h_{\mathbf{k}}^\dagger h_{\mathbf{k}-\mathbf{q}} \alpha_{\mathbf{q}} + h.c.] + \sum_{\mathbf{q}} \Omega_{\mathbf{q}} \alpha_{\mathbf{q}}^\dagger \alpha_{\mathbf{q}} \quad (21)$$

where

$$\Omega_{\mathbf{q}} = 2J \sqrt{1 - \gamma_{\mathbf{q}}^2} \quad (22)$$

with $\gamma_{\mathbf{q}} = (\cos q_x + \cos q_y)/2$ and

$$M(\mathbf{k}, \mathbf{q}) = 4(u_{\mathbf{k}} \gamma_{\mathbf{k}-\mathbf{q}} + v_{\mathbf{q}} \gamma_{\mathbf{k}}) \quad (23)$$

with $u_{\mathbf{k}} = \frac{\sqrt{(1 + \nu_{\mathbf{k}})/(2\nu_{\mathbf{k}})}}{\sqrt{(1 + \nu_{\mathbf{k}})/(2\nu_{\mathbf{k}})}}$, $v_{\mathbf{k}} = -\text{sign}(\gamma_{\mathbf{k}}) \frac{\sqrt{(1 - \nu_{\mathbf{k}})/(2\nu_{\mathbf{k}})}}{\sqrt{(1 - \nu_{\mathbf{k}})/(2\nu_{\mathbf{k}})}}$, and $\nu_{\mathbf{k}} = \sqrt{1 - \gamma_{\mathbf{k}}^2}$. This Hamiltonian dictates that the magnon is emitted or absorbed every time the hole hops. The most widely accepted method to study this model is the self-consistent Born approximation (SCBA) initiated by Kane, Lee and Read where the Feynman diagrams with the crossing magnon propagators are neglected. This leads to the self-consistent equation for the hole propagator:

$$G(\mathbf{k}, \omega) = [\omega - \sum_{\mathbf{q}} g(\mathbf{k}, \mathbf{q})^2 G(\mathbf{k} - \mathbf{q}, \omega - \Omega_{\mathbf{q}})]^{-1}. \quad (24)$$

The result is that there are two components of the spectral function $A(\mathbf{k}, \omega) = -(1/\pi) \text{Im} G^R(\mathbf{k}, \omega)$: One is the coherent sharp peak corresponding to the quasi-particle and the other is the incoherent background. The former has the lowest energy at $k = (\pi/2, \pi/2)$ at the energy

$\sim -t$ and disperses of the order of J , while the latter does not depend on the momentum k so much and extends over the energy of the order of t . Intuitively the hole has to wait for the spins to flip to hop, which takes a time of the order of J^{-1} . Therefore the bandwidth is reduced from $\sim t$ to $\sim J$. This mass enhancement leads to the reduced weight $z \sim J/t$ for the quasi-particle peak. Later, more detailed studies have been done in SCBA (Liu and Manousakis, 1992). The conclusions obtained are the followings: (i) At $k = (\pi/2, \pi/2)$, there appear two additional two peaks at $E_{2,3}$ in addition to the ground state delta-functional peak at E_1 .

These energies are given for $J/t < 0.4$ by

$$E_n/t = -b + a_n(J/t)^{2/3} \quad (25)$$

where $a_1 = 2.16, a_2 = 5.46, a_3 = 7.81$, and $b = 3.28$. (ii) The spectral weight z at $k = (\pi/2, \pi/2)$ scales as $z = 0.65(J/t)^{2/3}$.

These can be understood as the "string" excitation of the hole moving in the linear confining potential due to the AF background. It has also been interpreted in terms of the confining interaction between spinon and holon (Laughlin, 1997). Exact diagonalization studies have reached consistent results with SCBA. Experimentally angle-resolved-photoemission spectroscopy (ARPES) (Wells *et al.*, 1995; Ronning *et al.*, 1998) in undoped cuprates has revealed the spectral function of the single doped hole. The energy dispersion of the hole looks like that of the π -flux state shifted by the Mott gap to the low energy (Laughlin, 1997). However, in real materials the second (t') and third (t'') nearest neighbor hoppings are important. The calculated energy dispersion is found to be sensitive to t' and t'' . For $t' = t'' = 0$, the dispersion is flat between $(\pi/2, \pi/2)$ and $(0, \pi)$ and does not agree with the data. It turns out that the data is well fitted by $J/t = 0.3, t'/t = -0.3, t''/t = 0.2$. On the other hand, ARPES in slightly electron-doped $\text{Ne}_{2-x}\text{Ce}_x\text{CuO}_2$ showed that the electron is doped into the point $k = (\pi, 0)$ and $(0, \pi)$ (Armitage *et al.*, 2001). This difference will be discussed below.

The variational wavefunction approach to the antiferromagnet and single hole problem has been pursued by several authors (Lee *et al.*, 2003a,b). A good ground state variational wavefunction (vwf) at half-filling is

$$|\Psi_0\rangle = P_G \left[\sum_{\mathbf{k}} (A_{\mathbf{k}} a_{\mathbf{k}\uparrow}^\dagger a_{-\mathbf{k}\downarrow}^\dagger + B_{\mathbf{k}} b_{\mathbf{k}\uparrow}^\dagger b_{-\mathbf{k}\downarrow}^\dagger) \right]^{N/2} |0\rangle \quad (26)$$

with N being the number of atoms. The operators $a_{\mathbf{k}\sigma}^\dagger, b_{\mathbf{k}\sigma}^\dagger$ are those for the upper and lower bands split by SDW with the energy $\pm\xi_{\mathbf{k}}$, respectively, and $A_{\mathbf{k}} = (E_{\mathbf{k}} + \xi_{\mathbf{k}})/\Delta_{\mathbf{k}}, B_{\mathbf{k}} = (-E_{\mathbf{k}} + \xi_{\mathbf{k}})/\Delta_{\mathbf{k}}$ with $E_{\mathbf{k}} = \sqrt{\xi_{\mathbf{k}}^2 + \Delta_{\mathbf{k}}^2}$ and $\Delta_{\mathbf{k}} = (3/8)J\Delta(\cos k_x - \cos k_y)$. The picture here is that in addition to the SDW, the RVB singlet formation represented by Δ is taken into account. As mentioned in the last section, this vwf gives much better energy compared to that with $\Delta = 0$. Hence the ground state is far from

the classical Néel state and includes strong quantum fluctuations. Next the vwf in the case of single doped hole with momentum q and $S^z = 1/2$ is

$$|\Psi_{\mathbf{q}}\rangle = P_G c_{q\uparrow}^\dagger \left[\sum_{\mathbf{k}(\neq q)} (A_{\mathbf{k}} a_{\mathbf{k}\uparrow}^\dagger a_{-\mathbf{k}\downarrow}^\dagger + B_{\mathbf{k}} b_{\mathbf{k}\uparrow}^\dagger b_{-\mathbf{k}\downarrow}^\dagger) \right]^{N/2-1} |0\rangle \quad (27)$$

This vwf does not contain the information of t', t'' except the very small dependence of $A_{\mathbf{k}}$, and $B_{\mathbf{k}}$. The robustness of this vwf is the consequence of the large quantum fluctuation already present in the half-filled case, so that the hole motion is possible even without disturbing the spin liquid-like state. Although the vwf does not depend on the parameters t', t'' , the energy dispersion $E(\mathbf{k})$ is given by the expectation value as

$$E(\mathbf{k}) = \langle \Psi_{\mathbf{k}} | H_{t-J} + H_{t'-t''} | \Psi_{\mathbf{k}} \rangle, \quad (28)$$

and depends on these parameters. This expression gives a reasonable agreement with the experiments both in undoped material (Ronning *et al.*, 1998) and electron-doped material (Armitage *et al.*, 2001). Here an important question is the relation between the hole- and electron-doped cases. There is a particle-hole symmetry operation which relates the $t-t'-t''-J$ model for a hole to that for an electron. The conclusion is that the sign change of t' , and t'' together with the shift in the momentum by (π, π) gives the mapping between the two cases. Using this transformation, one can explain the difference between hole- and electron-doped cases in terms of the common vwf eq. (27). The former has the minimum at $k = (\pi/2, \pi/2)$ while the latter at $k = (\pi, 0), (0, \pi)$.

Exact diagonalization study (Tohyama *et al.*, 2000) has shown that the electronic state is very different between $k = (\pi/2, \pi/2)$ and $k = (\pi, 0)$ for the appropriate values of t' and t'' for hole doped case. The spectral weight becomes very small at $(\pi, 0)$ and the hole is surrounded by anti-parallel spins sitting on the same sublattice. Both these features are captured by a trial wavefunction which differs from eq. (27) in that the momentum \mathbf{q} of the broken pair is different from the momentum of the inserted electron. This can also be interpreted as the decay of the quasiparticle state via the emission of a spin wave (Lee *et al.*, 2003b). There are thus two types of wfs with qualitatively different nature, *i.e.*, one describes the quasi-particle state and another which is highly incoherent and may be realized as a spin-charge separated state.

One important discrepancy between experiment and theory is the line-shape of the spectral function. Namely the experiments show broad peak with the width of the order of $\sim 0.3\text{eV}$ in contrast to the delta-functional peak expected for the ground state at $k = (\pi/2, \pi/2)$. One may attribute this large width to the disorder effect in the sample. However the ARPES in the overdoped region shows even sharper peak at the Fermi energy even though the doping introduces further disorder. Therefore the disorder effect is unlikely to explain this discrepancy. Recently the electron-phonon coupling to the single

hole in t - J model has been studied using quantum Monte Carlo simulation (Mishchenko and Nagaosa, 2004). It is found that the small polaron formation in the presence of strong correlation reduces the dispersion and the weight of the zero-phonon line, while the center of mass of the spectral weight for the originally "quasi-particle" peak remain the same as the pure t - J model, even though the shape is broadened. Therefore the polaron effect is a promising scenario to explain the spectral shape.

Recently, Shen *et al.*, 2004 pointed out that the polaron picture also explains a long standing puzzle regarding the location of the chemical potential with doping. Naive expectation based on doping a Hubbard model predicts that the chemical potential should lie at the top of the valence band, whereas experimentally in Na-doped $\text{Ca}_2\text{CuO}_2\text{Cl}_2$ it was found that the chemical potential appears to lie somewhere in mid-gap, *i.e.* with a small but finite density of holes, the chemical potential is several tenths of eV higher than the energy of the peak position of the one-hole spectrum. This is naturally explained if the one-hole spectrum has been shifted down by polaron effects, so that the top of the valence band should be at the zero-phonon line, rather than the center of mass of the one-hole spectrum.

VIII. SLAVE BOSON FORMULATION OF t - J MODEL AND MEAN FIELD THEORY

As has been discussed in II, it is widely believed that the low energy physics of high-Tc cuprates is described in terms of t - J type model, which is given by (Lee and Nagaosa, 1992)

$$H = \sum_{\langle ij \rangle} J \left(\mathbf{S}_i \cdot \mathbf{S}_j - \frac{1}{4} n_i n_j \right) - \sum_{ij} t_{ij} \left(c_{i\sigma}^\dagger c_{j\sigma} + \text{H.c.} \right) \quad (29)$$

where $t_{ij} = t, t', t''$ for the nearest, second nearest and 3rd nearest neighbor pairs, respectively. The effect of the strong Coulomb repulsion is represented by the fact that the electron operators $c_{i\sigma}^\dagger$ and $c_{i\sigma}$ are the projected ones, where the double occupation is forbidden. This is written as the inequality

$$\sum_{\sigma} c_{i\sigma}^\dagger c_{i\sigma} \leq 1, \quad (30)$$

which is very difficult to handle. A powerful method to treat this constraint is so called the slave-boson method (Barnes, 1976; Coleman, 1984). In most general form, the electron operator is represented as

$$c_{i\sigma}^\dagger = f_{i\sigma}^\dagger b_i + \epsilon_{\sigma\sigma'} f_{i\sigma'} d_i^\dagger \quad (31)$$

where $\epsilon_{\uparrow\downarrow} = -\epsilon_{\downarrow\uparrow} = 1$ is the antisymmetric tensor. $f_{i\sigma}^\dagger, f_{i\sigma}$ are the fermion operators, while b_i, d_i^\dagger are the slave-boson operators. This representation together with the constraint

$$f_{i\uparrow}^\dagger f_{i\uparrow} + f_{i\downarrow}^\dagger f_{i\downarrow} + b_i^\dagger b_i + d_i^\dagger d_i = 1 \quad (32)$$

reproduces all the algebra of the electron (fermion) operators. From eqs. (31) and (32), the physical meaning of these operators is clear. Namely, there are 4 states per site and b^\dagger, b corresponds to the vacant state, d^\dagger, d to double occupancy, and $f_\sigma^\dagger, f_\sigma$ to the single electron with spin σ . With this formalism it is easy to exclude the double occupancy just by deleting d^\dagger, d from the above equations (31) and (32). Then the projected electron operator is written as

$$c_{i\sigma}^\dagger = f_{i\sigma}^\dagger b_i \quad (33)$$

with the condition

$$f_{i\uparrow}^\dagger f_{i\uparrow} + f_{i\downarrow}^\dagger f_{i\downarrow} + b_i^\dagger b_i = 1. \quad (34)$$

This constraint can be enforced with a Lagrangian multiplier λ_i . Note that unlike eq. (31), eq. (33) is not an operator identity and the R.H.S. does not satisfy the fermion commutation relation. Rather, the requirement is that both sides have the correct matrix elements in the reduced Hilbert space with no doubly occupied states. For example, the Heisenberg exchange term is written in terms of $f_{i\sigma}^\dagger, f_{i\sigma}$ only (Baskaran *et al.*, 1987)

$$\begin{aligned} \mathbf{S}_i \cdot \mathbf{S}_j &= -\frac{1}{4} f_{i\sigma}^\dagger f_{j\sigma} f_{j\beta}^\dagger f_{i\beta} \\ &- \frac{1}{4} \left(f_{i\uparrow}^\dagger f_{j\downarrow}^\dagger - f_{i\downarrow}^\dagger f_{j\uparrow}^\dagger \right) \left(f_{j\downarrow} f_{i\uparrow} - f_{j\uparrow} f_{i\downarrow} \right) \\ &+ \frac{1}{4} \left(f_{i\alpha}^\dagger f_{j\alpha} \right). \end{aligned} \quad (35)$$

We write

$$n_i n_j = (1 - b_i^\dagger b_i)(1 - b_j^\dagger b_j). \quad (36)$$

Then $\mathbf{S}_i \cdot \mathbf{S}_j - \frac{1}{4} n_i n_j$ can be written in terms of the first two terms of eq. (35) plus quadratic terms, provided we ignore the nearest-neighbor hole-hole interaction $\frac{1}{4} b_i^\dagger b_i b_j^\dagger b_j$. We then decouple the exchange term in both the particle-hole and particle-particle channels via the Hubbard-Stratonovich (HS) transformation.

Then the partition function is written in the form

$$Z = \int Df Df^\dagger D b D \lambda D \chi D \Delta \exp \left(- \int_0^\beta d\tau L_1 \right) \quad (37)$$

where

$$\begin{aligned} L_1 &= \tilde{J} \sum_{\langle ij \rangle} (|\chi_{ij}|^2 + |\Delta_{ij}|^2) + \sum_{i\sigma} f_{i\sigma}^\dagger (\partial_\tau - i\lambda_i) f_{i\sigma} \\ &- \tilde{J} \left[\sum_{\langle ij \rangle} \chi_{ij}^* \left(\sum_{\sigma} f_{i\sigma}^\dagger f_{j\sigma} \right) + \text{c.c.} \right] \\ &+ \tilde{J} \left[\sum_{\langle ij \rangle} \Delta_{ij} \left(f_{i\uparrow}^\dagger f_{j\downarrow}^\dagger - f_{i\downarrow}^\dagger f_{j\uparrow}^\dagger \right) + \text{c.c.} \right] \\ &+ \sum_i b_i^* (\partial_\tau - i\lambda_i + \mu_B) b_i - \sum_{ij} t_{ij} b_i b_j^* f_{i\sigma}^\dagger f_{j\sigma}, \end{aligned} \quad (38)$$

with χ_{ij} representing fermion hopping and Δ_{ij} representing fermion pairing corresponding to the two ways of representing the exchange interaction in terms of the fermion operators. From eqs. (35) and (38) it is concluded that $\tilde{J} = J/4$, but in practice the choice of \tilde{J}_{ij} is not so trivial, namely one would like to study the saddle point approximation (SPA) and the Gaussian fluctuation around it, and requires SPA to reproduce the mean field theory. The latter requirement is satisfied when only one HS variable is relevant, but not for the multicomponent HS variables (Negele and Orland, 1987; Ubbens and Lee, 1992). In the latter case, it is better to chose the parameters in the Lagrangian to reproduce the mean field theory. In the present case, $\tilde{J} = 3J/8$ reproduces the mean field self-consistent equation which is obtained by the Feynman variational principle (Brinckmann and Lee, 2001).

We note that L_1 in eq. (38) is invariant under a local $U(1)$ transformation

$$\begin{aligned} f_i &\rightarrow e^{i\theta_i} f_i \\ b_i &\rightarrow e^{i\theta_i} b_i \\ \chi_{ij} &\rightarrow e^{-i\theta_i} \chi_{ij} e^{i\theta_j} \\ \Delta_{ij} &\rightarrow e^{i\theta_i} \Delta_{ij} e^{i\theta_j} \\ \lambda_i &\rightarrow \lambda_i + \partial_\tau \theta_i \end{aligned} \quad (39)$$

which is called $U(1)$ gauge transformation. Due to such a $U(1)$ gauge invariance, the phase fluctuations of χ_{ij} and λ_i have a dynamics of $U(1)$ gauge field (see section IX).

Now we describe the various mean field theory corresponding to the saddle point solution to the functional integral. The mean field conditions are

$$\chi_{ij} = \sum_{\sigma} \langle f_{i\sigma}^\dagger f_{j\sigma} \rangle \quad (40)$$

$$\Delta_{ij} = \langle f_{i\uparrow} f_{j\downarrow} - f_{i\downarrow} f_{j\uparrow} \rangle \quad (41)$$

Let us first consider the t - J model in the undoped case, *i.e.* the half-filled case. There are no bosons in this case, and the theory is purely that of fermions. The original one, *i.e.* uniform RVB state, proposed by Baskaran-Zou-Anderson (Baskaran *et al.*, 1987) is given by

$$\chi_{ij} = \chi = \text{real} \quad (42)$$

for all the bond and $\Delta_{ij} = 0$. The fermion spectrum is that of the tight binding model

$$H_{\text{uRVB}} = - \sum_{\mathbf{k}\sigma} 2\tilde{J}\chi(\cos k_x + \cos k_y) f_{\mathbf{k}\sigma}^\dagger f_{\mathbf{k}\sigma}, \quad (43)$$

with the saddle point value to the Lagrange multiplier $\lambda_i = 0$. The so called ‘‘spinon Fermi surface’’ is large, *i.e.* it is given by the condition $k_x \pm k_y = \pm\pi$ with a diverging density of states (van Hove singularity) at the Fermi energy. Soon after, many authors found lower energy states than the uniform RVB state. One can easily understand that lower energy states exist because

the Fermi surface is perfectly nested with the nesting wavevector $\vec{Q} = (\pi, \pi)$ and the various instabilities with \vec{Q} are expected. Of particular importance are the d -wave state [see (Eq. 13)] and the staggered flux state [see (Eq. 17)] which give identical energy dispersion. This was explained as being due to a local $SU(2)$ symmetry when the spin problem is formulated in terms of fermions (Affleck *et al.*, 1988; Dagotto *et al.*, 1988). We write

$$\Phi_{i\uparrow} = \begin{pmatrix} f_{i\uparrow} \\ f_{i\downarrow}^\dagger \end{pmatrix}, \quad \Phi_{i\downarrow} = \begin{pmatrix} f_{i\downarrow} \\ -f_{i\uparrow}^\dagger \end{pmatrix}, \quad (44)$$

Then eq. (38) can be written in the more compact form

$$\begin{aligned} L_1 &= \frac{\tilde{J}}{2} \sum_{\langle ij \rangle} \text{Tr}[U_{ij}^\dagger U_{ij}] + \frac{\tilde{J}}{2} \sum_{\langle ij \rangle, \sigma} \left(\Phi_{i\sigma}^\dagger U_{ij} \Phi_{j\sigma} + c.c. \right) \\ &+ \sum_{i\sigma} f_{i\sigma}^\dagger (\partial_\tau - i\lambda_i) f_{i\sigma} \\ &+ \sum_i b_i^* (\partial_\tau - i\lambda_i + \mu_B) b_i \\ &- \sum_{ij} t_{ij} b_i b_j^* f_{i\sigma}^\dagger f_{j\sigma}, \end{aligned} \quad (45)$$

where

$$U_{ij} = \begin{pmatrix} -\chi_{ij}^* & \Delta_{ij} \\ \Delta_{ij}^* & \chi_{ij} \end{pmatrix}. \quad (46)$$

At half filling $b = \mu_B = 0$ and the mean field solution corresponds to $\lambda_i = 0$. The Lagrangian is invariant under

$$\Phi_{i\sigma} \rightarrow W_i \Phi_{i\sigma} \quad (47)$$

$$U_{ij} \rightarrow W_i U_{ij} W_j^\dagger \quad (48)$$

where W_i is an $SU(2)$ matrix [see eq. (18)]. We reserve a fuller discussion of the $SU(2)$ gauge symmetry to Section X, but here we just give a simple example. In terms of the link variable U_{ij} , the π -flux and d -RVB states are represented as

$$U_{ij}^{\pi\text{-flux}} = -\chi(\tau^3 - i(-1)^{i_x+j_y}), \quad (49)$$

and

$$U_{i,i+\mu}^d = -\chi(\tau^3 + \eta_\mu \tau^1), \quad (50)$$

respectively. These two are related by

$$U_{ij}^{SF} = W_i^\dagger U_{ij}^d W_j \quad (51)$$

where

$$W_j = \exp \left[i(-1)^{j_x+j_y} \frac{\pi}{4} \tau^1 \right]. \quad (52)$$

Therefore the $SU(2)$ transformation of the fermion variable

$$\Phi'_i = W_i \Phi_i \quad (53)$$

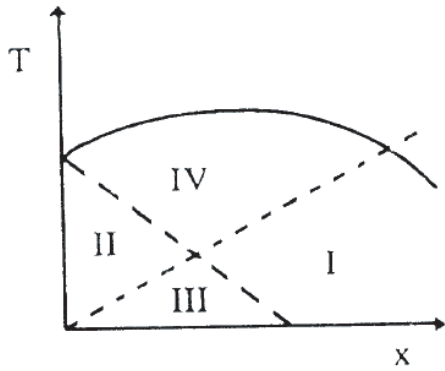


FIG. 21 Schematic phase diagram of the $U(1)$ mean field theory. The solid line denotes the onset of the uniform RVB state ($\chi \neq 0$). The dashed line denotes the onset of fermion pairing ($\Delta \neq 0$) and the dotted line denotes mean field Bose condensation ($b \neq 0$). The four regions are (I) Fermi liquid $\chi \neq 0$, $b \neq 0$; (II) spin gap $\chi \neq 0$, $\Delta \neq 0$; (III) d -wave superconductor $\chi \neq 0$, $\Delta \neq 0$, $b \neq 0$; and (IV) strange metal $\chi \neq 0$ (Lee and Nagaosa, 1992).

relates the π -flux and d -RVB states. Here some remarks are in order. First it should be noted that we are discussing the Mott insulating state and its spin dynamics. The charge transport is completely suppressed by the constraint eq. (34). This will be discussed in sec. X where the mean field theory is elaborated into gauge theory. Secondly, it is now established that the ground state of the two-dimensional antiferromagnetic Heisenberg model shows the antiferromagnetic long range ordering (AFLRO). This corresponds to the third (and most naive) way of decoupling the exchange interaction, *i.e.*

$$\mathbf{S}_i \cdot \mathbf{S}_j = \frac{1}{4} f_{i\alpha}^\dagger \sigma_{\alpha\beta}^\mu f_{i\beta} f_{j\gamma}^\dagger \sigma_{\gamma\delta}^\mu f_{j\delta} \quad (54)$$

However even with the AFLRO, the singlet formation represented by χ_{ij} and Δ_{ij} dominates and AFLRO occurs on top of it. This view has been stressed by Hsu (Hsu *et al.*, 1991; Hsu, 1990) generalizing the π -flux state to include the AFLRO, and is in accord with the energetics of the projected wavefunctions, as discussed in section VI.A.

Now we turn to the doped case, *i.e.* $x \neq 0$. Then the behavior of the bosons are crucial for the charge dynamics. At the mean field theory, the bosons are free and condensed at T_{BE} . In three-dimensional system, T_{BE} is finite while $T_{BE} = 0$ for purely two-dimensional system. Theories assume weak three dimensional hopping between layers, and obtain the finite T_{BE} roughly proportional to the boson density x (Kotliar and Liu, 1988; Suzumura *et al.*, 1988). This materializes the original idea by Anderson (Anderson, 1987) that the preformed spin superconductivity (RVB) turns into the real superconductivity via the Bose condensation of holons. Kotliar and Liu, 1988 and Suzumura *et al.*, 1988 found the d -

wave superconductivity in the slave-boson mean field theory presented above, and the schematic phase diagram is given in Fig. 21. There are 5 phases classified by the order parameters χ , Δ , and $b = \langle b_i \rangle$ for the Bose condensation. In the incoherent state at high temperature, all the order parameters are zero. In the uniform RVB state (IV in Fig. 21), only χ is finite. In the spin gap state (II), Δ and χ are nonzero while $b = 0$. This corresponds to the spin singlet “superconductivity” with the incoherent charge motion, and can be viewed as the precursor phase of the superconductivity. This state has been interpreted as the pseudogap phase (Fukuyama, 1992). We note that at the mean field level, the $SU(2)$ symmetry is broken by the nonzero μ_B in eq. (45) and the d -wave pairing state is chosen because it has lower energy than the staggered flux state. We shall return to this point in Section X. In the Fermi liquid state (I), both χ and b are nonzero while $\Delta = 0$. This state is similar to the slave-boson description of heavy fermion state. Lastly when all the order parameter is nonzero, we obtain the d -wave superconducting state (III). This mean field theory, in spite of its simplicity, captures rather well the experimental features as described in sections III and IV.

Before closing this section, we mention the slave fermion method and its mean field theory (Arovas and Auerbach, 1988; Yoshioka, 1989; Chakraborty *et al.*, 1990). One can exchange the statistics of fermion and boson in eqs. (31) and (33). Then the bosons has the spin index, *i.e.* $b_{i\sigma}$ while the fermion becomes spinless, *i.e.* f_i . This boson is called Schwinger boson, and is suitable to describe the AFLRO state. The large N -limit of Schwinger boson theory gives the AFLRO state for $S = 1/2$. The holes are represented by the spinless fermion forming a small hole pockets around $k = (\pi/2, \pi/2)$. The size of the hole pocket is twice as large as the usual doped SDW state due to the absence of the spin index. Therefore the slave fermion method violates the Luttinger theorem. Finally we mention that by introducing a phase-string in the slave fermion approach, one obtains a phase-string formulation of high T_c superconductivity (Weng *et al.*, 2000; Weng, 2003). In such an approach both spin-1/2 neutral particles and spin-0 charged particles are bosons with a non-trivial mutual statistics between them.

IX. $U(1)$ GAUGE THEORY OF THE URVB STATE

The mean field theory only enforces the constraint on the average. Furthermore, the fermions and bosons introduce redundancy in representing the original electron, which results in an extra gauge degree of freedom. The fermions and bosons are not gauge invariant and should not be thought of as physical particles. To include these effects we need to consider fluctuations around the mean field saddle points, which immediately become gauge theories, as first pointed out by Baskaran and Anderson, 1988. Here, we review the early work on the $U(1)$ gauge

theory, which treats gauge fluctuations on the Gaussian level (Ioffe and Larkin, 1989; Nagaosa and Lee, 1990; Lee and Nagaosa, 1992; Ioffe and Kotliar, 1990). The theory can be worked out in some detail, leading to a non-trivial recipe for obtaining physical response functions in terms of the fermion and boson ones, called the Ioffe-Larkin composition rule. It highlights the importance of calculating gauge invariant quantities and the fact that the fermion and bosons only enter as useful intermediate steps. The Gaussian $U(1)$ gauge theory was mainly designed for the high temperature limit of the optimally doped cuprate, *i.e.* the so-called strange metal phase in Fig. 21. We will describe its failure in the underdoped region, which leads to the $SU(2)$ formulation of the next two sections. The Gaussian theory also misses the confinement physics which is important for the ground state.

A. Effective gauge action and non-Fermi-liquid behavior

As has been discussed in section III, the phenomenology of the optimally doped Mott insulator is required to describe the two seemingly contradicting features, *i.e.* the doped insulator with small hole carrier concentration and the electrons forming the large Fermi surface. The former is supported various transport and optical properties, representatively the Drude weight proportional to x , while the latter by the angle resolved photoemission spectra (ARPES) in the normal state of optimal doped samples. In the conventional single-particle picture, the reduction of the 1st Brillouin zone due to the antiferromagnetic long range ordering (AFLRO) distinguishes these two. Namely small hole pockets with area x are formed in the reduced 1st BZ in the AFLRO state, while the large metallic Fermi surface of area $1 - x$ appears otherwise. The challenge for the theory of the optimally doped case is that aspects of the doped insulator appear in some experiments even with the large Fermi surface. Also it is noted that the ARPES shows that there is no sharp peak corresponding to the quasi-particle in the normal state, especially at the anti-nodal region near $\mathbf{k} = (\pi, 0)$. The fermi surface is defined by a rather broad peak dispersing near the Fermi energy. These strongly suggests that the normal state of high temperature superconductors is not described in terms of the usual Landau Fermi liquid picture.

A promising theoretical framework to describe this dilemma is the slave-boson formalism introduced above. It has the two species of particles, *i.e.* fermions and bosons, due to the strong correlation, and the electron is “fractionalized” into these two particles. However, one must not take naively this conclusion, because the fermions and bosons cannot be regarded as “physical” particles in that they are not gauge invariant as explained below. Furthermore, they are not noninteracting particles; they are strongly coupled to the gauge field. This arises from the fact that the conservation of the gauge charge $Q_i = \sum_{\sigma} f_{i\sigma}^{\dagger} f_{i\sigma} + b_i^{\dagger} b_i$ can be derived by

the Noether theorem starting from the local $U(1)$ gauge transformation

$$\begin{aligned} f_{i\sigma} &\rightarrow e^{i\varphi_i} f_{i\sigma} \\ b_i &\rightarrow e^{i\varphi_i} b_i. \end{aligned} \quad (55)$$

Therefore the constraint eq. (34) is equivalent to a local gauge symmetry. The Green’s functions for fermions and bosons $G_F(\mathbf{i}, \mathbf{j}; \tau) = -\langle T_{\tau} f_{i\sigma}(\tau) f_{j\sigma}^{\dagger} \rangle$ and $G_B(\mathbf{i}, \mathbf{j}; \tau) = -\langle T_{\tau} b_i(\tau) b_j^{\dagger} \rangle$ transforms as

$$\begin{aligned} G_F(\mathbf{i}, \mathbf{j}; \tau) &\rightarrow e^{i(\varphi_i - \varphi_j)} G_F(\mathbf{i}, \mathbf{j}; \tau) \\ G_B(\mathbf{i}, \mathbf{j}; \tau) &\rightarrow e^{i(\varphi_i - \varphi_j)} G_B(\mathbf{i}, \mathbf{j}; \tau). \end{aligned} \quad (56)$$

Therefore these fermions and bosons are not gauge invariant and should be regarded as only the particles which are useful in the intermediate step of the theory to calculate the physical (gauge invariant) quantities as will be done in the next section.

At the mean field level, the constraint was replaced by the averaged one $\langle Q_i \rangle = 1$. This average is controlled by the saddle point value of the Lagrange multiplier field $\langle \lambda_i \rangle = \lambda$. Originally λ_i is the functional integral variable and is a function of (imaginary) time. When this integration is done exactly, the constraint is imposed. Therefore we have to go beyond the mean field theory and take into account the fluctuation around it. In other words, the local gauge symmetry is restored by the gauge fields which transform as

$$\begin{aligned} a_{ij} &\rightarrow a_{ij} + \varphi_i - \varphi_j \\ a_0(\mathbf{i}) &\rightarrow a_0(\mathbf{i}) + \frac{\partial \varphi_i(\tau)}{\partial \tau}, \end{aligned} \quad (57)$$

corresponding to eq. (55). The fields satisfying this condition are already in the Lagrangian eq. (38). Namely the phase of the HS variable χ_{ij} and the fluctuation part of the Lagrange multiplier $a_0(\mathbf{i}) = \lambda_i$ are these fields.

Let us study this $U(1)$ gauge theory for the uRVB state in the phase diagram Fig. 21. This state is expected to describe the normal state of the optimally doped cuprates, where the $SU(2)$ particle-hole symmetry described by eq. (44) is not so important. Here we neglect Δ -field, and consider χ and λ field. There are amplitude and phase fluctuations of χ -field, but the former one is massive and does not play important roles in the low energy limit. Therefore the relevant Lagrangian to start with is

$$\begin{aligned} L_1 &= \sum_{i,\sigma} f_{i\sigma}^* \left(\frac{\partial}{\partial \tau} - \mu_F + ia_0(\mathbf{r}_i) \right) f_{i\sigma} \\ &+ \sum_i b_i^* \left(\frac{\partial}{\partial \tau} - \mu_B + ia_0(\mathbf{r}_i) \right) b_i \\ &- \tilde{J}\chi \sum_{\langle ij \rangle \sigma} (e^{ia_{ij}} f_{i\sigma}^* f_{j\sigma} + h.c.) \\ &- t\eta \sum_{\langle ij \rangle} (e^{ia_{ij}} b_i^* b_j + h.c.) \end{aligned} \quad (58)$$

where η is the saddle point value of another HS variable to decouple the hopping term. We can take $\eta = \chi$ using eq. (40). Here the lattice structure and the periodicity with respect to $a_{ij} \rightarrow a_{ij} + 2\pi$ are evident, and the problem is that of the lattice gauge theory coupled to the fermions and bosons. It is also noted here that there is no dynamics of the gauge field at this starting Lagrangian. Namely the coupling constant of the gauge field is infinity, and the system is in the strong coupling limit. This is because the gauge field represents the constraint; by integrating over the gauge field we obtain the original problem with the constraint. This raises the issue of confinement as will be discussed in section IX.D and XI.F. Here we exchange the order of the integration between the gauge field (a_{ij}, a_0) and the matter fields (fermions and bosons). Namely the matter fields are integrated over first, and we obtain the effective action for the gauge field.

$$e^{-S_{\text{eff.}}(a)} = \int Df^* Df D b^* D b e^{-\int_0^\beta L_1} \quad (59)$$

However this integration can not be done exactly, and the approximation is introduced here. The most standard one is the Gaussian approximation or RPA, where the effective action is obtained by perturbation theory up to the quadratic order in a . For this purpose we introduce here the continuum approximation to the Lagrangian L_1 in eq. (58).

$$\begin{aligned} L = & \int d^2 \mathbf{r} \left[\sum_{\sigma} f_{\sigma}^*(\mathbf{r}) \left(\frac{\partial}{\partial \tau} - \mu_F + i a_0(\mathbf{r}) \right) f_{\sigma}(\mathbf{r}) \right. \\ & + b^*(\mathbf{r}) \left(\frac{\partial}{\partial \tau} - \mu_B + i a_0(\mathbf{r}) \right) b(\mathbf{r}) \\ & - \frac{1}{2m_F} \sum_{\sigma, j=x, y} f_{\sigma}^*(\mathbf{r}) \left(\frac{\partial}{\partial x_j} + i a_j \right)^2 f_{\sigma}(\mathbf{r}) \\ & \left. - \frac{1}{2m_B} \sum_{j=x, y} b^*(\mathbf{r}) \left(\frac{\partial}{\partial x_j} + i a_j \right)^2 b(\mathbf{r}) \right], \quad (60) \end{aligned}$$

where the vector field \mathbf{a} is introduced by $a_{ij} = (\mathbf{r}_i - \mathbf{r}_j) \cdot \mathbf{a}[(\mathbf{r}_i + \mathbf{r}_j)/2]$. Note $1/m_F \approx J$ and $1/m_B \approx t$. The coupling between the matter fields and gauge field is given by

$$L_{\text{int.}} = \int d^2 \mathbf{r} (j_{\mu}^F + j_{\mu}^B) a_{\mu} \quad (61)$$

where j_{μ}^F (j_{μ}^B) is the fermion (boson) current density.

Note that integration over a_0 recovers the constraint eq. (34) and integration over the vector potential \mathbf{a} yields the constraint

$$\mathbf{j}_F + \mathbf{j}_B = 0, \quad (62)$$

i.e. the fermion and boson can move only by exchanging places. Thus the Gaussian approximation apparently enforces the local constraint exactly (Lee, 2000). We must

caution that this is true only in the continuum limit, and an important lattice effect related to the 2π periodicity of the phase variable has been ignored. These latter effects lead to instantons and confinement, as will be discussed later in section IX.D. Thus it is not surprising that the ‘‘exact’’ treatment of D.H. Lee yields the same Ioffe-Larkin composition rule which is derived based on the Gaussian theory (see section IX.C).

We now proceed to reverse the order of integration. We integrate out the fermion and boson fields to obtain an effective action for a_{μ} . We then consider the coupling of the fermions and bosons to the gauge fluctuations which are controlled by the effective action. To avoid double counting, it may be useful to consider this procedure in the renormalization group sense, *i.e.* we integrate out the high energy fermion and boson fields to produce an effective action of the gauge field which in turn modifies the low energy matter field. This way we convert the initial problem of infinite coupling to one of finite coupling. The coupling is of order unity but may be formally organized as a $1/N$ expansion by artificially introducing N species of fermions. Alternatively, we can think of this as an RPA approximation, *i.e.* a sum of fermion and boson bubbles. The effective action for a_{μ} is given by the following

$$S_{\text{eff.}}^{\text{RPA}}(a) = (\Pi_{\mu\nu}^F(q) + \Pi_{\mu\nu}^B(q)) a_{\mu}(q) a_{\nu}(-q) \quad (63)$$

where $q = (\mathbf{q}, \omega_n)$ is a three dimensional vector. The current-current correlation function $\Pi_{\mu\nu}^F(q)$ ($\Pi_{\mu\nu}^B(q)$) of the fermions (bosons) is given by

$$\Pi_{\mu\nu}^{\alpha}(q) = \langle j_{\mu}^{\alpha}(q) j_{\nu}^{\alpha}(-q) \rangle \quad (64)$$

with $\alpha = F, B$. Taking the transverse gauge by imposing the gauge fixing condition

$$\nabla \cdot \mathbf{a} = 0 \quad (65)$$

the scalar ($\mu = 0$) and vector parts of the gauge field dynamics are decoupled. The scalar part $\Pi_{00}^{\alpha}(q)$ corresponds to the density-density response function and does not show any singular behavior in the low energy/momentum limit. On the other hand, the transverse current-current response function shows singular behavior for small \mathbf{q} and ω . Explicitly the fermion correlation function is given by

$$\Pi_T^F(q) = i\omega \sigma_{F1}^T(\mathbf{q}, \omega) - \chi_F \mathbf{q}^2 \quad (66)$$

where $\chi_F = 1/(24\pi m_F)$ is the fermion Landau diamagnetic susceptibility. The first term describes the dissipation and the static limit of σ_{F1}^T (real part of the fermion conductivity) for $\omega < \gamma_{\mathbf{q}}$ is $\sigma_{F1}^T(\mathbf{q}, \omega) = \rho_F/(m_F \gamma_{\mathbf{q}})$ where ρ_F is the fermion density and

$$\begin{aligned} \gamma_{\mathbf{q}} &= \tau_{\text{tr}}^{-1} \quad \text{for } |\mathbf{q}| < (v_F \tau_{\text{tr}})^{-1} \\ &= v_F |\mathbf{q}|/2 \quad \text{for } |\mathbf{q}| > (v_F \tau_{\text{tr}})^{-1} \end{aligned} \quad (67)$$

where τ_{tr} is the transport lifetime due to the scatterings by the disorder and/or the gauge field. A similar expression is obtained for the bosonic contribution as

$$\Pi_T^B(\mathbf{q}) = i\omega\sigma_{B1}^T(\mathbf{q}, \omega) - \chi_B \mathbf{q}^2 \quad (68)$$

where $\chi_B = n(0)/(48\pi m_B)$ where $n(\epsilon)$ is the Bose occupation factor. χ_B diverges at the Bose condensation temperature $T_{BE}^{(0)} = 2\pi x/m_B$ when we assume a weak 3D transfer of the bosons. Assuming that the temperature is higher than $T_{BE}^{(0)}$, the boson conductivity is estimated as

$$\sigma_{B1}^T \cong x^{1/2}/|\mathbf{q}| \quad (69)$$

for $|\mathbf{q}| > \ell_B^{-1}$, where ℓ_B is the mean free path of the bosons. It can be seen from eqs. (67) and (69), $\sigma_{B1}^T \ll \sigma_{F1}^T$.

Summarizing, the propagator of the transverse gauge field is given by

$$\langle a_\alpha(\mathbf{q})a_\beta(-\mathbf{q}) \rangle = (\delta_{\alpha\beta} - q_\alpha q_\beta/|\mathbf{q}|^2)D_T(\mathbf{q}) \quad (70)$$

$$D_T(\mathbf{q}) = [\Pi_T^F(\mathbf{q}) + \Pi_T^B(\mathbf{q})]^{-1} \cong [i\omega\sigma(\mathbf{q}) - \chi_d \mathbf{q}^2]^{-1}. \quad (71)$$

Here

$$\begin{aligned} \sigma(\mathbf{q}) &\cong k_0/|\mathbf{q}| \quad \text{for } |\mathbf{q}|\ell > 1 \\ &\cong k_0\ell \quad \text{for } |\mathbf{q}|\ell < 1 \end{aligned} \quad (72)$$

where ℓ is the fermion mean free path and k_0 is of the order k_F of the fermions.

This gauge field is coupled to the fermions and bosons and leads to their inelastic scatterings. By estimating the lowest order self-energies of the fermion and boson propagators, it is found that these are diverging at any finite temperature. It is because of the singular behavior of $D_T(\mathbf{q})$ for small $|\mathbf{q}|$ and ω . This kind of singularity was first noted by Reizer, 1989 for the problem of electrons coupled to a transverse electromagnetic field, even though related effects such as non-Fermi liquid corrections for the specific heat have been noted earlier (Holstein *et al.*, 1973). However this does not cause any trouble since the propagators of fermions and bosons are not the gauge invariant quantity and hence is not physical as discussed above. As the representative of gauge invariant quantities, we consider the conductivity of fermions and bosons. (Note that these are not still ‘‘physical’’ because one must combine these to obtain the physical conductivity as discussed in the next section.) For example the integral for the (inverse of) transport life-time τ_{tr} contains the factor $1 - \cos\theta$ where θ is the angle between the initial and final momentum for the scattering. This factor scales with $|\mathbf{q}|^2$ for small \mathbf{q} , and gets rid of the divergence. The explicit estimate gives

$$\begin{aligned} \frac{1}{\tau_{\text{tr}}^F} &\cong \xi_{\mathbf{k}}^{4/3} \quad \text{for } \xi_{\mathbf{k}} > kT \\ &\cong T^{4/3} \quad \text{for } \xi_{\mathbf{k}} < kT \end{aligned} \quad (73)$$

for the fermions while

$$\frac{1}{\tau_{\text{tr}}^B} \cong \frac{kT}{m_B \chi_d} \quad (74)$$

for bosons. These results are interpreted as the scattering by the fluctuating gauge flux whose propagator is given by the loop representing the particle-hole propagator for the two-particle current-current correlation function.

Now some words on the physical meaning of the gauge field are in order. For simplicity let us consider the three sites, and that the electron is moving around these. The quantum mechanical amplitude for this process is

$$P_{123} = \langle \chi_{12}\chi_{23}\chi_{34} \rangle = \langle f_{1\alpha}^\dagger f_{2\alpha} f_{2\beta}^\dagger f_{3\beta} f_{3\gamma}^\dagger f_{1\gamma} \rangle. \quad (75)$$

One can prove that

$$(P_{123} - P_{132})/(4i) = \mathbf{S}_1 \cdot (\mathbf{S}_2 \times \mathbf{S}_3) \quad (76)$$

and the righthand side of the above equation corresponds to the solid angle subtended by the three vectors $\mathbf{S}_1, \mathbf{S}_2, \mathbf{S}_3$, and is called spin chirality (Wen *et al.*, 1989). Therefore the gauge field fluctuation is regarded as that of the spin chirality. Recently it is discussed that the spin chirality will produce the anomalous Hall effect in some ferromagnets such as manganites and pyrochlore oxides, where the non-coplanar spin configurations are realized by thermal excitation of the Skymion or the strong spin anisotropy in the ground state (Ye *et al.*, 1999; Taguchi *et al.*, 2001). This phenomenon can be interpreted as the static limit of the gauge field, while the gauge field discussed here has both quantum and thermal fluctuations.

B. Ioffe-Larkin composition rule

In order to discuss the physical properties of the total system, we have to combine the information obtained for fermions and bosons. This has been first discussed by Ioffe and Larkin, 1989. Let us start with the physical conductivity σ , which is given by

$$\sigma^{-1} = \sigma_F^{-1} + \sigma_B^{-1} \quad (77)$$

in terms of the conductivities of fermions (σ_F) and bosons (σ_B). This formula corresponds to the sequential circuit (not parallel) of the two resistance, and is intuitively understood from the fact that both fermions and bosons have to move subject to the constraint. This formula can be derived in terms of the shift of the gauge field \mathbf{a} , and resultant backflow effect. In the presence of the external electric field \mathbf{E} , the gauge field \mathbf{a} and hence the internal electric field \mathbf{e} is induced. Let us assume that the external electric field \mathbf{E} is coupled to the fermions. Then the effective electric field seen by the fermions is

$$\mathbf{e}_F = \mathbf{E} + \mathbf{e} \quad (78)$$

while that for the boson is

$$\mathbf{e}_B = \mathbf{e}. \quad (79)$$

The fermion current \mathbf{j}_F and boson current \mathbf{j}_B are induced, respectively as

$$\mathbf{j}_F = \sigma_F \mathbf{e}_F, \quad \mathbf{j}_B = \sigma_B \mathbf{e}_B. \quad (80)$$

The constraint $\mathbf{j}_F + \mathbf{j}_B = \mathbf{0}$ given by eq. (62) leads to the relation

$$\mathbf{e} = -\frac{\sigma_F}{\sigma_F + \sigma_B} \mathbf{E}. \quad (81)$$

The physical current \mathbf{j} given by

$$\mathbf{j} = \mathbf{j}_F = -\mathbf{j}_B = \frac{\sigma_F \sigma_B}{\sigma_F + \sigma_B} \mathbf{E} \quad (82)$$

leading to the expression for the physical conductivity σ in eq. (77). It is also noted here that the same result is obtained if instead we couple the e.m. field to bosons. In this case the internal electric field \mathbf{e} is different, but \mathbf{e}_F and \mathbf{e}_B remain unchanged. Therefore it is not a physical question which particle is charged, *i.e.* fermion or boson. This is related to the fact that both fermions and bosons are not physical particles as repeatedly stated. Note that $\sigma_F \gg \sigma_B$ in the uRVB state, we conclude that $\sigma \cong \sigma_B = x\tau_{tr}^B/m_B$ which is inversely proportional to the temperature T . Furthermore the Drude weight of the optical conductivity is determined by x/m_B as is observed experimentally. It remains true that the superfluidity density ρ_s in the superconducting state is given by the missing oscillator strength below the gap, this also means that $\rho_s \propto x$.

A more formal way of deriving the physical electromagnetic response follows. We can generalize the discussion of the effective action $S_{\text{eff}}(\mathbf{a})$ for the gauge field to include the external e.m. field A_μ . Let us couple A_μ again to the fermions. Then the effective action becomes instead of eq. (63)

$$S_{\text{eff}}^{\text{RPA}}(a, A) = \Pi_{\mu\nu}^F(q)(a_\mu(q) + A_\mu(q))(a_\nu(-q) + A_\nu(-q)) + \Pi_{\mu\nu}^B(q)a_\mu(q)a_\nu(-q). \quad (83)$$

Then after integrating over the gauge field a_μ , we end up with the effective action for A_μ only as

$$S_{\text{eff}}^{\text{RPA}}(A) = \Pi_{\mu\nu}(q)A_\mu(q)A_\nu(-q) \quad (84)$$

with the physical e.m. response function

$$\Pi_\alpha(q)^{-1} = (\Pi_\alpha^F(q))^{-1} + (\Pi_\alpha^B(q))^{-1} \quad (85)$$

where $\alpha = 0$ or T stands for the longitudinal and the transverse parts. Then the physical diamagnetic susceptibility $\tilde{\chi}$ is given by $\tilde{\chi}^{-1} = \chi_F^{-1} + \chi_B^{-1}$. Again in the superconducting state, $\Pi_T^F \propto \rho_s^F$ and $\Pi_T^B \propto \rho_s^B$, where ρ_s^F and ρ_s^B are superfluidity density of the fermion pairing and boson condensation. This leads to the composition rule for ρ_s as $\rho_s^{-1} = (\rho_s^F)^{-1} + (\rho_s^B)^{-1} \cong (\rho_s^B)^{-1} \propto x^{-1}$ with $\rho_s^F \gg \rho_s^B$, reproducing the same result as suggested from the Drude weight. On the other hand the temperature dependence of ρ_s^F is of the form $\rho_s^F(T) =$

$\rho_s^F(0)(1 - aT)$ where a is given by the nodal fermion dispersion, while the temperature dependence of ρ_s^B is expected to be higher power in T and negligible. The Ioffe-Larkin composition rule then predicts that

$$\begin{aligned} \rho_s(T) &\approx \rho_s^B \left(1 - \frac{\rho_s^B}{\rho_s^F}\right) \\ &\approx \rho_s^B(0) - \frac{(\rho_s^B(0))^2}{\rho_s^F(0)} aT. \end{aligned} \quad (86)$$

Since $\rho_s^B(0) \sim x$, this predicts that the temperature dependence of the superfluid density is proportional to x^2 . Comparison with eq. (5) implies that $\alpha \sim x$ in the slave-boson theory. As shown in Fig. 14, this prediction does not agree with experiment and is probably an indication of the breakdown of gaussian fluctuations which underlines the Ioffe-Larkin rule.

We conclude this section by remarking that the Ioffe-Larkin rule can be extended to various other physical quantities. For example the Hall constant R_H is given by

$$R_H = \frac{R_H^F \chi_B + R_H^B \chi_F}{\chi_B + \chi_F} \quad (87)$$

while the thermopower $S = S_B + S_F$ and the electronic thermal conductivity $\kappa = \kappa_B + \kappa_F$ are sum of the bosonic and fermionic contributions.

Compared with the two-particle correlation functions discussed above, the single particle Green's function is more complicated. At the mean field level, the electron Green's function is given by the product of those of fermions and boson in the (\mathbf{r}, τ) space. Therefore in the momentum-frequency space, it is given by the convolution. The spectral function is composed of the two contributions, one is the quasi-particle peak with the weight $\sim x$ while the other is the incoherent background. Even the former one is broadened due to the momentum distribution of the noncondensed bosons, *i.e.* there is no quasi-particle peak in the strict sense. This absence of the delta-functional peak occurs also in the $SU(2)$ theory in sec. XI indicating that the fermions are not free and hence can not be regarded as the quasi-particle. On the other hand, the dispersion of this "quasi-particle" peak is determined by that of fermions, and hence its locus of zero energy constitutes the large Fermi surface enclosing the area $1 - x$. However this simple calculation does not reproduce some of the novel features in the ARPES experiments such as the "Fermi arc" in underdoped samples, which will be discussed later in section XI.

Combined with the discussion on the transport properties and the electron Green's function, the present uniform RVB state in the $U(1)$ formulation offers an explanation on the dichotomy between the doped Mott insulator and the metal with large Fermi surface. In particular, the conclusion that the conductivity is dominated by the boson conductivity $\sigma \approx \sigma_B \approx x\tau_{tr}^B/m_B \approx xtT$ explains the linear T resistivity which has been taken as a sign of non-Fermi liquid behavior from the beginning

of high T_c research. However, we must caution that this conclusion was reached for $T > T_{BE}^{(0)}$ while in the experiment the linear T behavior persists to much lower temperature near optimal doping. It is possible that gauge fluctuations suppress the effective Bose condensation. Lee *et al.*, 1996 attempted to include the effect of strong gauge fluctuations on the boson conductivity by assuming a quasi-static gauge fluctuation and treating the problem by quantum Monte Carlo. The picture is that the boson tends to make self-retracing paths to cancel out the effect of the gauge field (Nagaosa and Lee, 1991). They indeed find that the boson conductivity remains linear in T down to much lower temperature than $T_{BE}^{(0)}$.

C. Ginzburg-Landau theory and vortex structure

Up to now, we have focused on the uRVB state where the pairing amplitude Δ of the fermions is zero. In this subsection we review the phenomenological Ginzburg-Landau theory to treat this pairing field. The free energy for a single CuO_2 layer is given by

$$F = F_F[\psi, \mathbf{a}, \mathbf{A}] + F_B[\phi, \mathbf{a}] + F_{\text{gauge}}[\mathbf{a}] \quad (88)$$

with

$$F_F[\psi, \mathbf{a}, \mathbf{A}] = \frac{H_{cF}^2}{8\pi} \int d^2r \left[2\xi_F^2 |(\nabla - 2i\mathbf{a} - i\frac{2e}{c}\mathbf{A})\psi|^2 + 2\text{sign}(T - T_D^{(0)})|\psi|^2 + |\psi|^4 \right], \quad (89)$$

$$F_B[\psi, \mathbf{a}] = \frac{H_{cB}^2}{8\pi} \int d^2r \left[2\xi_B^2 |(\nabla - i\mathbf{a})\phi|^2 + 2\text{sign}(T - T_{BE}^{(0)})|\phi|^2 + |\phi|^4 \right], \quad (90)$$

and

$$F_{\text{gauge}}[\mathbf{a}] = \int d^2r \left[\chi_F |\nabla \times (\mathbf{a} + (e/c)\mathbf{A})|^2 + \chi_B |\nabla \times \mathbf{a}|^2 \right] \quad (91)$$

where \mathbf{A} is the e.m. vector potential, c is the velocity of light, and \hbar is put to be unity. In the above equations, the optimal value of the order parameter is scaled to be unity, and hence the correlation lengths ξ_B, ξ_F and the thermodynamic critical fields H_{cF}, H_{cB} are temperature dependent both for fermion pairing and Bose condensation. It is noted that the penetration length of the fermion pairing (boson condensation) λ_F (λ_B) is related to H_{cF} (H_{cB}) as $H_{cF} = \phi_0 / (2\sqrt{2}\pi\xi_F\lambda_F)$ ($H_{cB} = \phi_0 / (\sqrt{2}\pi\xi_B\lambda_B)$). We take the lattice constant as the unit of length. Then $\xi_F(0) \sim J/\Delta$, $\xi_B \sim x^{-1/2}$, and the condensation energy per unit area is given by $H_{cF}(0)^2/(8\pi) \sim \Delta^2/J$, and $H_{cB}(0)^2/(8\pi) \sim tx^2$.

Now we consider the consequences derived from this GL free energy. One is on the interplay between

the Berezinskii-Kosterlitz-Thouless (BKT) transitions for the fermion pairing and boson condensation. We consider the type II limit, and neglect \mathbf{A} for the moment. As is well known, the binding-unbinding of the topological vortex excitations leads to the novel phase transition (BKT transition) in 2D. This is due to the logarithmic divergence of the vortex energy with respect to the sample size. This energy is competing with the entropy term which is also logarithmically diverging. Above some critical temperature the entropy dominates, and the free vortex excitations are liberated resulting in the exponential decay of the order parameter. However this logarithmic divergence is cut-off when the order parameter is coupled to the massless gauge field \mathbf{a} . Namely the gauge field screens the vortex current, and $|(\nabla - i\mathbf{a})\phi|$ and $|(\nabla - 2i\mathbf{a})\psi|$ decays exponentially beyond some penetration lengths. This means that the BKT transition for the fermion pairing and boson condensation disappear when the gauge field \mathbf{a} is massless. In other words, these two order parameters are coupled through the gauge field, and the BKT transition occurs only simultaneously where the gauge field becomes massive due to the Higgs mechanism. Therefore the phase transition lines for fermion pairing and boson condensation in the phase diagram Fig. 21 become the crossover lines and only the superconducting transition remains to be the real BKT transition.

Now we turn to the vortex structures in the superconducting state. The most intriguing issue here is the quantization of the magnetic flux. Because the boson has charge e while the fermion pairing $-2e$, the question is whether the hc/e vortex may be more stable than the conventional $hc/2e$ vortex. To study this issue, we compare the energy cost of the two types of vortex structure, *i.e.* (i) type A: the fermion pairing order parameter ψ vanished at the core, with its phase winding around it. The boson condensation does not vanish and the vortex core state is the Fermi liquid. The flux quantization is $hc/2e$. (ii) type B: the Bose condensation is destroyed at the core and the fermion pairing remains finite. Then the vortex core state is the spin gap state. The flux quantization is hc/e in this case. The energy of each vortex is estimated as follows. First the Ioffe-Larkin composition rule results in the penetration length λ of the magnetic field as

$$\lambda^2 = \lambda_F^2 + \lambda_B^2, \quad (92)$$

which is equivalent to $\rho_s^{-1} = (\rho_s^F)^{-1} + (\rho_s^B)^{-1}$ derived in the previous subsection. The contribution from the region where the distance from the core is larger than ξ_F, ξ_B is estimated similarly to the usual case.

$$E_0 = \left[\frac{\phi_0}{4\pi\lambda} \right]^2 \ln \left[\frac{\lambda}{\max(\xi_F, \xi_B)} \right] \quad (93)$$

for the type A, and $4E_0$ for the type B because the quantized flux is doubled in the latter case. The core energy E_c is given by the condensation energy per area times

the area of the core. For type A vortex

$$E_c^{(A)} \approx H_{cF}^2 \xi_F^2 \approx J \quad (94)$$

while for type B vortex

$$E_c^{(B)} \approx H_{cB}^2 \xi_B^2 \approx tx. \quad (95)$$

Then the vortex energies are estimated to be $E^{(A)} \approx E_0 + E_c^{(A)}$ and $E^{(B)} = 4E_0 + E_c^{(B)}$, respectively. Note that E_0 is proportional to λ^{-2} which is dominated by $\lambda_B^{-2} = x$ and hence $E_0, E_c^{(B)}$ are proportional to x while $E_c^{(A)}$ is a constant of order J . The latter energy is in agreement with the estimate of the vortex in the BCS theory discussed in Section V.B and is the dominant energy for sufficiently small x . We come to the conclusion that type B vortex (with hc/e flux quantization) will be more stable in the underdoped region. This conclusion was reached by Sachdev, 1992 and by Nagaosa and Lee, 1992 and appears to be a general feature of the $U(1)$ gauge theory. Unfortunately, the experimental search for stable hc/e vortices have so far come up negative (Wynn *et al.*, 2001). In section XII.C we will describe how this problem is fixed by the $SU(2)$ gauge theory, which is designed to be more accurate for small doping.

D. Confinement-deconfinement problem

Despite the qualitative success of the mean field and $U(1)$ gauge field theory, there are several difficulties with this picture. One is that the gauge fluctuations are strong and one can not have a well controlled small expansion parameter, except rather formal ones such as the large N expansion. This issue is closely related to the confinement problem in lattice gauge theory, and will be discussed below and also in section X.H and XI.F.

The coupling constant of the gauge field is defined as the inverse of the coefficient of $f_{\mu\nu}^2$ in the Lagrangian. It is well-known that the strong coupling gauge field leads to confinement. In the confining phase, only the gauge singlet particles appear in the physical spectrum, which corresponds for example to the physical electron and magnon in the present context. Below we give a brief introduction to this issue.

Up to now the discussion is at the Gaussian fluctuation level where the effective action for the gauge field has been truncated at the quadratic order in the continuum approximation. However we are starting from the infinite-coupling limit, and even if the finite coupling is produced by integrating over the matter field, the strong coupling effect must be considered seriously. In the original problem the gauge field is defined on the lattice and the periodicity with respect to $a_{ij} \rightarrow a_{ij} + 2\pi$ must be taken into account. Namely the relevant model is that of the *compact* lattice gauge theory. Let us first consider the most fundamental model without the matter field;

$$S_{\text{gauge}} = -\frac{1}{g} \sum_{\text{plaquette}} (1 - \cos f_{\mu\nu}) \quad (96)$$

where

$$f_{\mu\nu} = a_{i,i+\mu} + a_{i+\mu,i+\mu+\nu} - a_{i+\nu,i+\mu+\nu} - a_{i,i+\nu} \quad (97)$$

is the flux penetrating through the plaquette in the $(d+1)$ -dimensional space, and $\mu, \nu = x, y, \dots$. Now S_{gauge} is a periodic function of $f_{\mu\nu}$ with period 2π and one can consider tunneling between different potential minima. This leads to the ‘‘Bloch state’’ of $f_{\mu\nu}$ when the potential barrier height $1/g$ is low enough, while it is ‘‘localized’’ near one minimum when $1/g$ is high. The former corresponds to the quantum disordered $f_{\mu\nu}$, and leads to the linear confining force as shown below (confining state). On the other hand, in the latter case, one can neglect the compact nature of the gauge field, and the analysis in previous sections are justified (deconfining state). For this confinement-deconfinement transition, one can define the following order parameter, *i.e.* the Wilson loop:

$$W(C) = \langle \exp[iq \oint_C dx_\mu a_\mu(x)] \rangle \quad (98)$$

where the loop C consists of the paths of length T along the time direction and those of length R along the spatial direction. It is related to the gauge potential $V(R)$ between the two static gauge charges $\pm q$ with opposite sign put at the distance R as

$$W(C) = \exp[-V(R)T]. \quad (99)$$

There are two types of behavior of $W(C)$, *i.e.* (i) area law: $W(C) \sim e^{-\alpha RT}$, and (ii) perimeter law: $W(C) \sim e^{-\beta(R+T)}$, where α, β are constants. In the first case (i), the potential $V(R)$ is increasing linearly in R , and hence the two gauge charges can never be free. Therefore it corresponds to confinement, while the other case (ii) to deconfinement.

It is known that the compact QED (pure gauge model) in $(2+1)D$ is always confining however small the coupling constant is (Polyakov, 1987). The argument is based on the instanton configuration, which is enabled by the compactness of the gauge field. This instanton is the source of the flux with the field distribution

$$\mathbf{b}(\mathbf{x}) = \frac{\mathbf{x}}{2|\mathbf{x}|^3}. \quad (100)$$

where $\mathbf{x} = (\mathbf{r}, \tau)$ is the $(2+1)D$ coordinates in the imaginary time formalism, and $\mathbf{b}(\mathbf{x}) = (e_y(\mathbf{x}), -e_x(\mathbf{x}), b(\mathbf{x}))$ is the combination of the ‘‘electric field’’ $e_\alpha(\mathbf{x})$ and ‘‘magnetic field’’ $b(\mathbf{x})$. This corresponds to the tunneling phenomenon of the flux because the total flux slightly above (future) or below (past) of the instanton differs by 2π . The anti-instanton corresponds to the sink of the flux. This instanton/anti-instanton corresponds to the singular configuration in the continuous approximation, but is allowed in the compact model on a lattice. Therefore (anti)instantons take into account the compact nature of the original model in the continuum approximation. It

is also clear from eq. (100) that the (anti)instanton behaves as the (negative) positive magnetic charge. Then it is evident that when we plug in the (anti)instanton configurations into the action

$$S = \int d^3\mathbf{x} \frac{1}{2g} [\mathbf{b}(\mathbf{x})]^2 \quad (101)$$

(g is the coupling constant), we obtain the Coulomb $1/|\mathbf{x}|$ -interaction between the (anti)instantons as

$$S_{\text{inst}} = \sum_{i < j} \frac{q_i q_j}{|\mathbf{x}_i - \mathbf{x}_j|}. \quad (102)$$

where q_i is the magnetic charge, which is $\sqrt{g}/2$ for instanton and $-\sqrt{g}/2$ for anti-instanton.

Now it is well-known that the Coulomb gas in 3D is always in the screening phase, namely the long range Coulomb interaction is screened to be the short range one due to the cloud of the opposite charges surrounding the charge. Therefore the creation energy of the (anti)instanton is finite and the free magnetic charges are liberated. This free magnetic charges disorder the gauge field and makes the Wilson loop show the area law, *i.e.* confinement.

The discussion up to now is for the pure gauge model without matter field. With matter field the confinement issue becomes very subtle since the Wilson loop does not work as the order parameter any more. Furthermore the confinement disappears above some transition temperature even in the pure gauge model. In the presence of matter field, the confinement-deconfinement transition at finite temperature is replaced by the gradual crossover to the plasma phase in the high temperature limit (Polyakov, 1978; Susskind, 1979; Svetitsky, 1986). Therefore we can expect that the slave-boson theory without confinement describes the physics of the intermediate energy scale even though the ground state is the confining state. Indeed, within the $U(1)$ gauge theory, the ground states are either antiferromagnetic, superconductor or Fermi-liquid and are all confining. Nevertheless, the pseudogap region which exists only at finite temperatures may be considered “deconfined” and describable by fermions and bosons coupled to noncompact gauge fields. We emphasize once again that in this scenario the fermions and bosons are not to be considered free physical objects. Their interaction with gauge fields are important and physical gauge-invariant quantities are governed by the Ioffe-Larkin rule within the Gaussian approximation.

It is of great interest to ask the question of whether a deconfined ground state is possible in a $U(1)$ gauge theory in the presence of matter field. This issue was first addressed in a seminal paper by Fradkin and Shenker, 1979 who considered a boson field coupled to a compact $U(1)$ gauge field. The following bosonic action is added to S_{gauge} :

$$S_B = t \sum_i \cos(\Delta_\mu \theta(\mathbf{r}_i) - q a_\mu(\mathbf{r}_i)) \quad (103)$$

Here the Bose field is represented by phase fluctuation only, Δ_μ is the lattice derivative and $a_\mu(\mathbf{r}_i) = a_{i, i+\mu}$ is the gauge field on the link $i, i+\mu$ and q is an integer. It is interesting to consider the phase diagram in the t, g plane. Along the $t = 0$ line, we have pure gauge theory which is always confining in $2+1$ dimension. For $g \ll 1$, gauge fluctuations are weak and S_B reduces to the XY model weakly coupled to a $U(1)$ gauge field, which exhibits an ordered phase called the Higgs phase at zero temperature. Note that in the Higgs phase, the gauge field is gapped by the Anderson-Higgs mechanism. On the other hand, it is also gapped in the confinement phase due to the screening of magnetic charges described earlier. There is no easy way to distinguish between these two phases and the central result of Fradkin and Shenker is that for $q = 1$ the Higgs phase and the confinement phases are smoothly connected to each other. Indeed, it was argued by Nagaosa and Lee, 2000 that for the $1+2D$ case the entire $t-g$ plane is covered by the Higgs-confinement phase, with the exception of the line $g = 0$, which contains the XY transition.

The situation is dramatically different for $q = 2$, *i.e.* if the boson field corresponds to a pairing field. Then it is possible to distinguish between the Higgs phase and the confinement phase by asking whether two $q = \pm 1$ have a linear confinement potential between them or not. In this case there is a phase boundary between the confined and the Higgs phase, and the Higgs phase (the pairing phase) is deconfined. One way of understanding this deconfinement is that the paired phase has a residual Z_2 gauge symmetry, *i.e.* the pairing order parameter is invariant under a sign change of the underlying $q = 1$ fields which make up the pair. Furthermore, it is known that the Z_2 gauge theory has a confinement-deconfinement transition in $2+1$ dimensions. Thus the conclusion is that a compact $U(1)$ gauge theory coupled to a pair field can have a deconfined phase. This is indeed the route to a deconfined ground state proposed by Read and Sachdev, 1991 and Wen, 1991. In the context of the $U(1)$ gauge theory, the fermion pair field Δ plays the role of the $q = 2$ boson field in eq. (103). In such a phase, the spinon and holons are deconfined, leading to the phenomenon of spin and charge fractionalization. A third elementary excitation in this theory is the Z_2 vortex, which is gapped.

Senthil and Fisher, 2000 pointed out that the square root of Δ carried unit gauge charge and one can combine this with the fermion to form a gauge invariant spinon and with the boson to form a gauge invariant “chargon”. The spinon and chargon only carry Z_2 gauge charges and can be considered almost free. They propose an experiment to look for the gapped Z_2 vortex but the results have so far been negative. The connection between the $U(1)$ slave-boson theory and their Z_2 gauge theory was clarified by Senthil and Fisher, 2001a.

There is yet another route to a deconfined ground state, and that is a coupling of a compact $U(1)$ gauge field to gapless fermions. Nagaosa, 1993 suggested that dissipation due to gapless excitations lead to deconfinement.

The special case of coupling to gapless Dirac fermions is of special interest. This route (called the $U(1)$ spin liquid) appears naturally in the $SU(2)$ formulation and will be discussed in detail in section XI.F. The hope expressed in section XII is to use the proximity to this deconfined state to understand the pseudogap state. This is a more attractive scenario compared with the reliance purely on finite temperature to see deconfinement effects as described earlier in this section.

In the literature there have been some confusing discussions of the role of confinement in the gauge theory approach to strong correlation. In particular, Nayak, 2000, 2001 has claimed that slave particles are always confined in $U(1)$ gauge theories. His argument is based on the fact that since these gauge fields are introduced to enforce constraint, they do not have restoring force and the coupling constant is infinite. What he overlooks is the possibility that partially integrating out the matter fields will generate restoring forces, which brings the problem to one of strong but finite coupling, and then sweeping conclusions can no longer be made. Comments by Ichinose and Matsui, 2001, Ichinose *et al.*, 2001, and by Oshikawa, 2003 have clarified the issues and in our opinion adequately answered Nayak's objections. For example, Ichinose and Matsui, 2001 pointed out that $3+1$ dimensional $SU(3)$ gauge theory coupled to N fermions is in the deconfined phase even at infinite coupling for $N > 7$. Another counter example is found by Wen, 2002b, Rantner and Wen, 2002 and Hermele *et al.*, 2004 who showed that the $U(1)$ gauge theory coupled to massless Dirac fermions is in a gapless phase (or the deconfined phase) for sufficiently large N (see section XI.F). There is also numerical evidence from Monte Carlo studies that the $SU(N)$ Hubbard-Heisenberg model at $N = 4$ exhibits a gapless spin liquid phase, *i.e.* a Mott insulator with power law spin correlation without breaking of lattice translation symmetry (Assaad, 2004). This spin liquid state is strongly suggestive of the stability of a deconfined phase with $U(1)$ gauge field coupled to Dirac fermions.

E. Limitations of the $U(1)$ gauge theory

The $U(1)$ gauge theory, which only includes Gaussian fluctuations about mean field theory, suffers from several limitations which are especially serious in the underdoped regime. Apart from the confinement issue discussed in the last section, we first mention a difficulty with the linear T coefficient of the superfluid density. As long as the gauge fluctuation is treated as Gaussian, the Ioffe-Larkin law holds and one predicts that the superfluid density $\rho_s(T)$ behaves as $\rho_s(T) \approx ax - bx^2T$. The ax term agrees with experiment while the $-bx^2T$ term does not (Lee and Wen, 1997; Ioffe and Millis, 2001) as already explained in section V.A. This failure is traced to the fact that in the Gaussian approximation, the current carried by the quasiparticles in the superconducting state is proportional to xv_F . We believe this failure is a sign

that nonperturbative effects again become important and confinement takes place, so that the low energy quasiparticles near the nodes behave like BCS quasiparticles which carry the full current v_F . This is certainly beyond the Gaussian fluctuation treatment described here.

A second difficulty is that experimentally it is known from neutron scattering that spin correlations at (π, π) are enhanced in the underdoped regime. This happens at the same time while a spin gap is forming in the pseudogap regime. The $U(1)$ mean field theory explains the existence of the spin gap as due to fermion pairing. However, this reduces the fermion density of states and it is not clear how one can get an enhancement of the spin correlation unless one introduces phenomenologically RPA interactions (Brinckmann and Lee, 2001). The problem is more serious because the gauge field is gapped in the fermion paired state and one cannot use gauge fluctuation to enhance the spin correlation. The gapping of the gauge field also tends to suppress fermion pairing self-consistently (Ubbens and Lee, 1994). We shall see that both these difficulties are resolved by the $SU(2)$ formulation.

A third difficulty has to do with the structure of the vortex core in the underdoped limit. (Wen and Lee, 1996) As mentioned in section IX.C, the $U(1)$ gauge theory predicts the stability of hc/e vortices, which has not been observed. This is a serious issue especially because the STM experiments show that the pseudogap remains in the vortex core. Therefore it should be type B in the $U(1)$ theory, which carries hc/e flux. On the other hand, the $hc/2e$ vortex is not "cheap" because the pairing amplitude vanishes and one has to pay the pairing energy at the core. These difficulties arise because in the $U(1)$ theory, the fermions becomes "strong" superconductor at low temperature in the underdoped region. However this contradicts with the fact that at half-filling the d-wave RVB state is equivalent to the π -flux state, which is not "superconducting". In short, the $U(1)$ theory misses the important low lying fluctuation related to the $SU(2)$ particle-hole symmetry at half-filling. By incorporating this symmetry to the gauge field even at finite doping, we will be lead to the $SU(2)$ gauge theory of high T_c superconductors, which we will next discuss.

X. $SU(2)$ SLAVE-BOSON REPRESENTATION FOR SPIN LIQUIDS

In this section we are going to develop $SU(2)$ slave-boson theory for spin liquids and underdoped high T_c superconductors. The $SU(2)$ slave-boson theory is equivalent to the $U(1)$ slave-boson theory discussed in the last section. However, the $SU(2)$ formalism makes more symmetries of the slave-boson theory explicit. This makes it easier to see the low energy collective modes in the $SU(2)$ formalism, which in turn allows us to resolve some diffi-

culties of the $U(1)$ slave-boson theory.² To develop the $SU(2)$ slave-boson theory, let us first describe another way to understand the $U(1)$ gauge fluctuations in the slave-boson theory. In this section we will concentrate on undoped case where the model is just a pure spin system. Even though the theory involves only fermionic representation of the spin in the underdoped case, we continue to refer to the theory as slave-boson theory in anticipation of the doped case. We generalize the $SU(2)$ slave-boson theory to doped model in the next section.

A. Where does the gauge structure come from?

According to the $U(1)$ slave-boson mean-field theory, the fluctuations around the mean-field ground state are described by gauge fields and fermion fields. Remember that the original model is just a interacting spin model which is a purely bosonic model. How can a purely bosonic model contain excitations described by gauge fields and fermion fields? Should we believe the result?

Let us examine how the results are obtained. We first split the bosonic spin operator into a product of two fermionic operators $\mathbf{S}_i = \frac{1}{2}f_i^\dagger \boldsymbol{\sigma} f_i$. We then introduce a gauge field to glue the fermions back into a bosonic spin. From this point of view it appears that the gauge bosons and the fermions are fake and their appearance is just a mathematical artifact. The appearance of the fermion field and gauge field in a purely bosonic model seems only indicates that the slave-boson theory is incorrect.

However, we should not discard the slave-boson mean-field theory too quickly. It is actually capable of producing pictures that agree with the common sense: the excitations in a bosonic spin system are bosonic excitations corresponding to spin flips, provided that the gauge field is in a confining phase. In the confining phase of the $U(1)$ gauge theory, the fermions interact with each other through a linear potential and can never appear as quasiparticles at low energies. The gauge bosons have a large energy gap in the confining phase and are absent from the low energy spectrum. The only low energy excitations are bound state of two fermions which carry spin-1 and are bosons. So the mean-field theory plus the gauge fluctuations, may not be very useful, but is not wrong.

On the other hand, the slave-boson mean-field theory (plus gauge fluctuations) is also capable of producing pictures that defy the common senses, if the gauge field is in a deconfined phase. In this case the fermions and gauge bosons may appear as well defined quasiparticles. The question is do we believe the picture of deconfined phase? Do we believe the possibility of emergent gauge bosons

and fermions from a purely bosonic model? Clearly, the slave-boson construction outlined above is far too formal to convince most people to believe such drastic results. However, recently, it was realized that some models (Kitaev, 2003; Levin and Wen, 2003; Wen, 2003b) can be solved by the slave-boson theory exactly (Wen, 2003c). Those models are in deconfined phases and confirm the striking results of emergence of gauge bosons and fermions from the slave-boson theory.

To have an intuitive picture of the correlated ground state which leads to emergent gauge bosons and fermions, let us try to understand how a mean-field ansatz χ_{ij} is connected to a physical spin wave function. We know that the ground state, $|\Psi_{\text{mean}}^{(\chi_{ij})}\rangle$, of the mean-field Hamiltonian

$$H_{\text{mean}} = \tilde{J} \sum (\chi_{ij} f_i^\dagger f_j + h.c.) + \sum a_0 (f_i^\dagger f_i - 1), \quad (104)$$

is not a valid wavefunction for the spin system, since it may not have one fermion per site. To connect to physical spin wavefunction, we need to include fluctuations of a_0 to enforce the one-fermion-per-site constraint. With this understanding, we may obtain a valid wave-function of the spin system $\Psi_{\text{spin}}(\{\alpha_i\})$ by projecting the mean-field state to the subspace of one-fermion-per-site:

$$\Psi_{\text{spin}}^{(\chi_{ij})}(\{\alpha_i\}) = \langle 0_f | \prod_i f_{\alpha_i i} | \Psi_{\text{mean}}^{(\chi_{ij})} \rangle. \quad (105)$$

where $|0_f\rangle$ is the state with no f -fermions: $f_{\alpha_i} |0_f\rangle = 0$. Eq. (105) connects the mean-field ansatz to physical spin wavefunction. It allows us to understand the physical meaning of the mean-field ansatz and mean-field fluctuations.

For example, the projection eq. (105) give the gauge transformation eq. (39) a physical meaning. Usually, for different choices of χ_{ij} , the ground states of H_{mean} eq. (104) correspond to different mean-field wavefunctions $|\Psi_{\text{mean}}^{(\chi_{ij})}\rangle$. After projection they lead to different physical spin wavefunctions $\Psi_{\text{spin}}^{(\tilde{\chi}_{ij})}(\{\alpha_i\})$. Thus we can regard χ_{ij} as labels that label different physical spin states. However, two mean-field ansatz χ_{ij} and $\tilde{\chi}_{ij}$ related by a gauge transformation

$$\tilde{\chi}_{ij} = e^{i\theta_i} \chi_{ij} e^{-i\theta_j} \quad (106)$$

give rise to the same physical spin state after the projection

$$\Psi_{\text{spin}}^{(\tilde{\chi}_{ij})}(\{\alpha_i\}) = e^{i \sum_i \theta_i} \Psi_{\text{spin}}^{(\chi_{ij})}(\{\alpha_i\}) \quad (107)$$

Thus χ_{ij} is not a one-to-one label, but a many-to-one label. This property is important for us to understand the unusual dynamical properties of χ_{ij} fluctuations. Using many labels to label the same physical state also make our theory a gauge theory.

Let us consider how the many-to-one property or the gauge structure of χ_{ij} affect its dynamical properties. If

² We would like to point out that those difficulties are not because the $U(1)$ slave-boson theory is incorrect. The difficulties are results of incorrect treatment of the $U(1)$ slave-boson theory, for example, overlooking some low energy soft modes.

χ_{ij} was an one-to-one label of physical states, then χ_{ij} would be like the condensed boson amplitude $\langle\phi(\mathbf{x}, t)\rangle$ in boson superfluid or the condensed spin moment $\langle\mathbf{S}_i(t)\rangle$ in SDW state. The fluctuations of χ_{ij} would correspond to a bosonic mode similar to sound mode or spin-wave mode.³ However, χ_{ij} does not behave like local order parameters, such as $\langle\phi(\mathbf{x}, t)\rangle$ and $\langle\mathbf{S}_i(t)\rangle$, which label physical states without redundancy. χ_{ij} is a many-to-one label as discussed above. The many-to-one label creates an interesting situation when we consider the fluctuations of χ_{ij} – some fluctuations of χ_{ij} do not change the physical state and are unphysical. Those fluctuations are called the pure gauge fluctuations. The effective theory for χ_{ij} must be gauge invariant: for example, the energy for the ansatz χ_{ij} satisfies

$$E(\chi_{ij}) = E(e^{i\theta_i}\chi_{ij}e^{-i\theta_j}).$$

If we consider the phase fluctuations of $\chi_{ij} = \bar{\chi}_{ij}e^{ia_{ij}}$, then the energy for the fluctuations a_{ij} satisfies

$$E(a_{ij}) = E(a_{ij} + \theta_i - \theta_j).$$

This gauge invariant property of the energy (or more precisely, the action) drastically change the dynamical properties of the fluctuations. It is this property that makes fluctuations of a_{ij} behave like gauge bosons, which are very different from sound mode and spin-wave mode.⁴

If we believe that gauge bosons and fermions do appear as low energy excitations in the deconfined phase, then a natural question will be what do those excitations looks like? The slave-boson construction eq. (105) allows us to construct an explicit physical spin wavefunction that corresponds to a gauge fluctuation a_{ij}

$$\Psi_{\text{spin}}^{(a_{ij})} = \langle 0_f | \prod_i f_{\alpha_i i} | \Psi_{\text{mean}}^{(\bar{\chi}_{ij} e^{ia_{ij}})} \rangle.$$

We would like to mention that the gauge fluctuations affect the average

$$P_{123} = \langle \chi_{12}\chi_{23}\chi_{31} \rangle = \langle \bar{\chi}_{12}\bar{\chi}_{23}\bar{\chi}_{31} \rangle e^{i(a_{12}+a_{23}+a_{31})}$$

Thus the $U(1)$ gauge fluctuations a_{ij} , or more precisely the flux of $U(1)$ gauge fluctuations $a_{12} + a_{23} + a_{31}$, correspond to the fluctuations of the spin chirality $\mathbf{S}_1 \cdot (\mathbf{S}_2 \times \mathbf{S}_3) = \frac{P_{123}-P_{132}}{4i}$ as pointed out in the last section.

Similarly, the slave-boson construction also allows us to construct a physical spin wavefunction that corresponds to a pair of the fermion excitations. We start with the mean-field ground state with a pair of particle-hole excitations. After the projection eq. (105), we obtain the physical spin wavefunctions that contain a pair

of fermions:

$$\Psi_{\text{spin}}^{\text{ferm}}(\mathbf{i}_1, \lambda_1; \mathbf{i}_2, \lambda_2) = \langle 0 | (\prod_i f_{\alpha_i i}) f_{\lambda_1 \mathbf{i}_1}^\dagger f_{\lambda_2 \mathbf{i}_2} | \Psi_{\text{mean}}^{(\bar{\chi}_{ij})} \rangle.$$

We see that the gauge fluctuation a_{ij} and fermion excitation do have a physical “shape” given by the spin wavefunction $\Psi_{\text{spin}}^{(a_{ij})}$ and $\Psi_{\text{spin}}^{\text{ferm}}$, although the shape is too complicated to picture.

Certainly, the two types of excitations, the gauge fluctuations and the fermion excitations, interact with each other. The form of the interaction is determined by the fact that the fermions carry unit charge of the $U(1)$ gauge field. The low energy effective theory is given by eq. (38) with $\Delta_{ij} = 0$ and $b_i = 0$.

B. What determines the gauge group?

We have mentioned that the collective fluctuations around the a slave-boson mean-field ground state are described by $U(1)$ gauge field. Here we would like to ask why the gauge group is $U(1)$? The reason for the gauge group to be $U(1)$ is that the fermion Hamiltonian and the mean-field Hamiltonian are invariant under the local $U(1)$ transformation

$$f_i \rightarrow e^{i\theta_i} f_i, \quad \chi_{ij} \rightarrow e^{i\theta_i} \chi_{ij} e^{-i\theta_j}$$

The reason that the fermion Hamiltonian is invariant under the local $U(1)$ transformation is that the fermion Hamiltonian is a function of spin operator \mathbf{S}_i and the spin operator $\mathbf{S}_i = \frac{1}{2} f_i^\dagger \boldsymbol{\sigma} f_i$ is invariant under the local $U(1)$ transformation. So the gauge group is simply the group formed all the transformations between $f_{\uparrow i}$ and $f_{\downarrow i}$ that leave the physical spin operator invariant.

C. From $U(1)$ to $SU(2)$

This deeper understanding of gauge transformation allows us to realize that $U(1)$ is only part of the gauge group. The full gauge group is actually $SU(2)$. To see the gauge group to be $SU(2)$ let us introduce

$$\psi_{1i} = f_{\uparrow i}, \quad \psi_{2i} = f_{\downarrow i}^\dagger$$

We find

$$\begin{aligned} S_i^+ &= f_i^\dagger \sigma^+ f_i = \frac{1}{2} (\psi_{1i}^\dagger \psi_{2i}^\dagger - \psi_{2i}^\dagger \psi_{1i}^\dagger) \\ S_i^z &= \frac{1}{2} f_i^\dagger \sigma^z f_i = \frac{1}{2} (\psi_{1i}^\dagger \psi_{1i} + \psi_{2i}^\dagger \psi_{2i} - 1) \end{aligned}$$

Now it is clear that \mathbf{S}_i and any Hamiltonian expressed in terms of \mathbf{S}_i are invariant under local $SU(2)$ gauge transformation:

$$\begin{pmatrix} \psi_{1i} \\ \psi_{2i} \end{pmatrix} \rightarrow W_i \begin{pmatrix} \psi_{1i} \\ \psi_{2i} \end{pmatrix}, \quad W_i \in SU(2)$$

³ More precisely, the sound mode and spin-wave mode are so called scalar bosons. The fluctuations of local order parameters always give rise to scalar bosons.

⁴ In the continuum limit, the gauge bosons are vector bosons – bosons described by vector fields.

The local $SU(2)$ invariance of the spin Hamiltonian implies that the mean-field Hamiltonian not only should have the $U(1)$ gauge invariance, it should also have the $SU(2)$ gauge invariance.

To write down the mean-field theory with explicit $SU(2)$ gauge invariance, we start with the mean-field ansatz that includes pairing correlation:

$$\begin{aligned}\chi_{ij}\delta_{\alpha\beta} &= 2\langle f_{i\alpha}^\dagger f_{j\beta} \rangle, & \chi_{ij} &= \chi_{ji}^*, \\ \Delta_{ij}\epsilon_{\alpha\beta} &= 2\langle f_{i\alpha} f_{j\beta} \rangle, & \Delta_{ij} &= \Delta_{ji},\end{aligned}\quad (108)$$

After replacing fermion bi-linears with χ_{ij} and Δ_{ij} in eq. (35), we obtain the following mean-field Hamiltonian with pairing

$$\begin{aligned}H_{\text{mean}} &= \sum_{\langle ij \rangle} -\frac{3}{8}J_{ij} \left[(\chi_{ji}f_{i\alpha}^\dagger f_{j\alpha} - \Delta_{ij} f_{i\alpha}^\dagger f_{j\beta}^\dagger \epsilon_{\alpha\beta}) + h.c. \right. \\ &\quad \left. - |\chi_{ij}|^2 - |\Delta_{ij}|^2 \right]\end{aligned}$$

However, the above mean-field Hamiltonian is incomplete. We know that the physical Hilbert space is formed by states with one f -fermion per site. Such states correspond to states with even ψ -fermion per site. The states with even ψ -fermion per site are $SU(2)$ singlet one every site. The operators $\psi_i^\dagger \boldsymbol{\tau} \psi_i$ that generate local $SU(2)$ transformations vanishes within the physical Hilbert space, where $\boldsymbol{\tau} = (\tau^1, \tau^2, \tau^3)$ are the Pauli matrices. In the mean-field theory, we replace the constraint $\psi_i^\dagger \boldsymbol{\tau} \psi_i = 0$ by its average

$$\langle \psi_i^\dagger \boldsymbol{\tau} \psi_i \rangle = 0.$$

The averaged constraint can be enforced by including Lagrangian multiplier $\sum_i a_0^l(\mathbf{i}) \psi_i^\dagger \tau^l \psi_i$ in the mean-field Hamiltonian. This way we obtain the mean-field Hamiltonian of $SU(2)$ slave-boson theory (Affleck *et al.*, 1988; Dagotto *et al.*, 1988):

$$\begin{aligned}H_{\text{mean}} & & (109) \\ = \sum_{\langle ij \rangle} & -\frac{3}{8}J_{ij} \left[(\chi_{ji}f_{i\alpha}^\dagger f_{j\alpha} - \Delta_{ij} f_{i\alpha}^\dagger f_{j\beta}^\dagger \epsilon_{\alpha\beta}) + h.c. \right. \\ & \left. - |\chi_{ij}|^2 - |\Delta_{ij}|^2 \right] \\ & + \sum_{\mathbf{i}} \left[a_0^3(f_{i\alpha}^\dagger f_{i\alpha} - 1) + [(a_0^1 + ia_0^2)f_{i\alpha} f_{i\beta} \epsilon_{\alpha\beta} + h.c.] \right]\end{aligned}$$

So the mean-field ansatz that describes a $SU(2)$ slave-boson mean-field state is really given by χ_{ij} , Δ_{ij} , and \mathbf{a}_0 . We note that χ_{ij} , Δ_{ij} , and \mathbf{a}_0 are invariant under spin rotation. Thus the mean-field ground state of H_{mean} is a spin singlet. Such a state describes a spin liquid state.

The $SU(2)$ mean-field Hamiltonian eq. (109) is invariant under local $SU(2)$ gauge transformation. To see such an invariance explicitly, we need to rewrite eq. (109) in

terms of ψ :

$$\begin{aligned}H_{\text{mean}} &= \sum_{\langle ij \rangle} \frac{3}{8}J_{ij} \left[\frac{1}{2} \text{Tr}(U_{ij}^\dagger U_{ij}) + (\psi_i^\dagger U_{ij} \psi_j + h.c.) \right] \\ &\quad + \sum_{\mathbf{i}} a_0^l \psi_i^\dagger \tau^l \psi_i\end{aligned}\quad (110)$$

where

$$U_{ij} = \begin{pmatrix} -\chi_{ij}^* & \Delta_{ij} \\ \Delta_{ij}^* & \chi_{ij} \end{pmatrix} = U_{ji}^\dagger \quad (111)$$

Note that $\det(U) < 0$, so that U_{jk} is not a member of $SU(2)$, but iU_{jk} is a member up to a normalization constant. From eq. (110) we now can see clearly that the mean-field Hamiltonian is invariant under a local $SU(2)$ transformation W_i :

$$\begin{aligned}\psi_i &\rightarrow W_i \psi_i \\ U_{ij} &\rightarrow W_i U_{ij} W_j^\dagger\end{aligned}\quad (112)$$

We note that in contrast to $\Phi_{i\uparrow}$ and $\Phi_{i\downarrow}$ introduced in eq. (44), the doublet ψ_i does not carry a spin index. Thus the redundancy in the $\Phi_{i\sigma}$ representation is avoided, which accounts for a factor of 2 difference in front of the bilinear ψ_i term in eq. (110) vs eq. (45). However, the spin-rotation symmetry is not explicit in our formalism and it is hard to tell if eq. (110) describes a spin-rotation invariant state or not. In fact, for a general U_{ij} satisfying $U_{ij} = U_{ji}^\dagger$, eq. (110) may not describe a spin-rotation invariant state. But, if U_{ij} has a form

$$\begin{aligned}U_{ij} &= \chi_{ij}^\mu \tau^\mu, & \mu &= 0, 1, 2, 3, \\ \chi_{ij}^0 &= \text{imaginary}, & \chi_{ij}^l &= \text{real}, & l &= 1, 2, 3,\end{aligned}\quad (113)$$

then eq. (110) will describe a spin-rotation invariant state. This is because the above U_{ij} has the form of eq. (111). In this case eq. (110) can be rewritten as eq. (109) where the spin-rotation invariance is explicit. In eq. (113), τ^0 is the identity matrix.

Now the mean-field ansatz can be more compactly represented by $(U_{ij}, \mathbf{a}_0(\mathbf{i}))$. Again the mean-field ansatz $(U_{ij}, \mathbf{a}_0(\mathbf{i}))$ can be viewed as a many-to-one label of physical spin states. The physical spin state labeled by $(U_{ij}, \mathbf{a}(\mathbf{i}))$ is given by

$$|\Psi_{\text{spin}}^{(U_{ij}, \mathbf{a}_0(\mathbf{i}))}\rangle = \mathcal{P} |\Psi_{\text{mean}}^{(U_{ij}, \mathbf{a}_0(\mathbf{i}))}\rangle$$

where $|\Psi_{\text{mean}}^{(U_{ij}, \mathbf{a}_0(\mathbf{i}))}\rangle$ is the ground state of the mean-field Hamiltonian eq. (110) and \mathcal{P} is the projection that project into the subspace with even numbers of ψ -fermion per site. From the relation between the f -fermion and the ψ -fermion, we note that the state with zero ψ -fermion correspond to the spin-down state and the state with two ψ -fermions correspond to the spin-up state. Since the states with even numbers of ψ -fermion per site are

$SU(2)$ singlet on every site, we find that two mean-field ansatz ($U_{ij}, \mathbf{a}_0(\mathbf{i})$) and ($\bar{U}_{ij}, \bar{\mathbf{a}}(\mathbf{i})$) related by a local $SU(2)$ gauge transformation

$$\bar{U}_{ij} = W_i U_{ij} W_j^\dagger, \quad \bar{\mathbf{a}}_0(\mathbf{i}) \cdot \boldsymbol{\tau} = W_i \mathbf{a}_0(\mathbf{i}) \cdot \boldsymbol{\tau} W_i^\dagger.$$

label the same physical spin state

$$\mathcal{P}|\Psi_{\text{mean}}^{(U_{ij}, \mathbf{a}_0(\mathbf{i}))}\rangle = \mathcal{P}|\Psi_{\text{mean}}^{(\bar{U}_{ij}, \bar{\mathbf{a}}_0(\mathbf{i}))}\rangle$$

This relation represents the physical meaning of the $SU(2)$ gauge structure.

Just like the $U(1)$ slave-boson theory, the fluctuations of the mean-field ansatz correspond to collective excitations. In particular, the ‘‘phase’’ fluctuations of U_{ij} represent the potential gapless excitations. However, unlike the $U(1)$ slave-boson theory, the ‘‘phase’’ of U_{ij} is described by a two by two hermitian matrix $a_{ij}^l \tau^l$, $l = 1, 2, 3$, on each link. If ($\bar{U}_{ij}, \bar{\mathbf{a}}(\mathbf{i})$) is the ansatz that describe the mean-field ground state, then the potential gapless fluctuations are described by

$$U_{ij} = \bar{U}_{ij} e^{i a_{ij}^l \tau^l}, \quad \mathbf{a}_0(\mathbf{i}) = \bar{\mathbf{a}}_0(\mathbf{i}) + \delta \mathbf{a}_0(\mathbf{i}).$$

Since ($U_{ij}, \mathbf{a}_0(\mathbf{i})$) is a many-to-one labeling, the fluctuations ($\mathbf{a}_{ij}, \delta \mathbf{a}_0(\mathbf{i})$) correspond to $SU(2)$ gauge fluctuations rather than usual bosonic collective modes such as phonon modes and spin waves.

D. A few mean-field ansatz for symmetric spin liquids

After a general discussion of the $SU(2)$ slave-boson theory, let us discuss a few mean-field ansatz that have spin rotation, translation $T_{x,y}$, and parity $P_{x,y,x,y}$ symmetries. We will call such a spin state symmetric spin liquid. Here T_x and T_y are translation in x - and y -directions, and P_x, P_y and P_{xy} are parity transformations $(x, y) \rightarrow (-x, y)$, $(x, y) \rightarrow (x, -y)$, and $(x, y) \rightarrow (y, x)$ respectively. We note that $P_{x,y,x,y}$ parity symmetries imply the 90° rotation symmetry.

We will concentrate on three simple mean-field ansatz that describe symmetric spin liquids:

π -flux liquid (π fL) state⁵ (Affleck and Marston, 1988)

$$\begin{aligned} U_{i, i+x} &= -i(-)^{i_y} \chi, \\ U_{i, i+y} &= -i\chi, \end{aligned} \quad (114)$$

staggered flux liquid (sfL)⁶ state (Affleck and Marston,

1988)

$$\begin{aligned} U_{i, i+x} &= -\tau^3 \chi - i(-)^i \Delta, \\ U_{i, i+y} &= -\tau^3 \chi + i(-)^i \Delta, \end{aligned} \quad (115)$$

Z_2 -gapped state (Wen, 1991)

$$\begin{aligned} U_{i, i+x} &= U_{i, i+y} = -\chi \tau^3 \\ U_{i, i+x+y} &= \eta \tau^1 + \lambda \tau^2 \\ U_{i, i-x+y} &= \eta \tau^1 - \lambda \tau^2 \\ a_0^{2,3} &= 0, \quad a_0^1 \neq 0 \end{aligned} \quad (116)$$

where $(-)^i \equiv (-)^{i_x+i_y}$. Note that the Z_2 mean-field state has pairing along the diagonal bond.

At first sight, those mean-field ansatz appear not to have all the symmetries. For example, the Z_2 -gapped ansatz are not invariant under the P_x and P_y parity transformations and the π fL and sfL ansatz are not invariant under translation in the y -direction. However, those ansatz do describe spin states that have all the symmetries. This is because the mean-field ansatz are many-to-one labels of the physical spin state, the non-invariance of the ansatz does not imply the non-invariance of the corresponding physical spin state after the projection. We only require the mean-field ansatz to be invariant up to a $SU(2)$ gauge transformation in order for the projected physical spin state to have a symmetry. For example, a P_{xy} parity transformation changes the sfL ansatz to

$$\begin{aligned} U_{i, i+x} &= -\tau^3 \chi + i(-)^i \Delta, \\ U_{i, i+y} &= -\tau^3 \chi - i(-)^i \Delta, \end{aligned}$$

The reflected ansatz can be transformed into the original ansatz via a $SU(2)$ gauge transformation $W_i = (-)^i i \tau^1$. Therefore, after the projection, the sfL ansatz describes a P_{xy} parity symmetric spin state. Using the similar consideration, one can show that the above three ansatz are invariant under translation $T_{x,y}$ and parity $P_{x,y,x,y}$ symmetry transformations followed by corresponding $SU(2)$ gauge transformations G_{T_x, T_y} and $G_{P_x, P_y, P_{xy}}$, respectively. Thus the three ansatz all describe symmetric spin liquids. In the following, we list the corresponding gauge transformations G_{T_x, T_y} and $G_{P_x, P_y, P_{xy}}$ for the above three ansatz:

π fL state

$$\begin{aligned} G_{T_x}(\mathbf{i}) &= (-)^{i_x} G_{T_y}(\mathbf{i}) = \tau^0, \quad G_{P_{xy}}(\mathbf{i}) = (-)^{i_x i_y} \tau^0, \\ (-)^{i_x} G_{P_x}(\mathbf{i}) &= (-)^{i_y} G_{P_y}(\mathbf{i}) = \tau^0, \quad G_0(\mathbf{i}) = e^{i\theta^l \tau^l} \end{aligned} \quad (117)$$

sfL state

$$\begin{aligned} G_{T_x}(\mathbf{i}) &= G_{T_y}(\mathbf{i}) = i(-)^i \tau^1, \quad G_{P_{xy}}(\mathbf{i}) = i(-)^i \tau^1, \\ G_{P_x}(\mathbf{i}) &= G_{P_y}(\mathbf{i}) = \tau^0, \quad G_0(\mathbf{i}) = e^{i\theta^l \tau^l} \end{aligned} \quad (118)$$

⁵ This state was called π -flux (π F) state in literature.

⁶ In Wen and Lee, 1996 and Lee *et al.*, 1998, this phase was called simply the staggered flux (sF) state. In this paper we reserve sF to denote the $U(1)$ mean field state which explicitly breaks translational symmetry and which exhibits staggered orbital currents, as originally described by Hsu *et al.*, 1991. This latter state is also called d -density wave (ddw), following Chakravarty *et al.*, 2002b.

Z_2 -gapped state

$$\begin{aligned} G_{T_x}(\mathbf{i}) &= G_{T_y}(\mathbf{i}) = i\tau^0, & G_{P_{xy}}(\mathbf{i}) &= \tau^0, \\ G_{P_x}(\mathbf{i}) &= G_{P_y}(\mathbf{i}) = (-)^i \tau^1, & G_0(\mathbf{i}) &= -\tau^0 \end{aligned} \quad (119)$$

In the above we also list the pure gauge transformation $G_0(\mathbf{i})$ that leave the ansatz invariant.

E. Physical properties of the symmetric spin liquids at mean-field level

To understand the physical properties of the above three symmetric spin liquids, let us first ignore the mean-field fluctuations of U_{ij} and consider the excitations at mean-field level.

At mean-field level, the excitations are spin-1/2 fermions ψ (or f). Their spectrum is determined by the mean-field Hamiltonian eq. (110) (or eq. (109)). In the π fL state, the fermions has a dispersion

$$E_{\mathbf{k}} = \pm \frac{3}{4} J |\chi| \sqrt{\sin^2 k_x + \sin^2 k_y}$$

In the sfL state, the dispersion is given by

$$E_{\mathbf{k}} = \pm \frac{3}{4} J \sqrt{\chi^2 (\cos k_x + \cos k_y)^2 + \Delta^2 (\cos k_x - \cos k_y)^2}$$

In the Z_2 -gapped state, we have

$$\begin{aligned} E_{\mathbf{k}} &= \pm \sqrt{\epsilon_{\mathbf{k}}^2 + \Delta_{1\mathbf{k}}^2 + \Delta_{2\mathbf{k}}^2} \\ \epsilon_{\mathbf{k}} &= -\frac{3}{4} J \chi (\cos k_x + \cos k_y) \\ \Delta_{1\mathbf{k}} &= \frac{3}{4} \eta J' \cos(k_x + k_y) + a_0^1 \\ \Delta_{2\mathbf{k}} &= \frac{3}{4} \lambda J' \cos(-k_x + k_y) \end{aligned}$$

where J is the nearest-neighbor spin coupling and J' is the next-nearest-neighbor spin coupling. We find that the π fL state and the sfL state, at the mean-field level, have gapless spin-1/2 fermion excitations, while the Z_2 -gapped state has gapped spin-1/2 fermion excitations.

Should we trust the mean-field results from the slave-boson theory? The answer is that it depends on the importance of the gauge fluctuations. Unlike usual mean-field theory, the fluctuations in the slave-boson theory include gauge fluctuations which can generate confining interactions between the fermions. In this case the gauge interactions represent relevant perturbations and the mean-field state is said to be unstable. The mean-field results from an unstable mean-field ansatz cannot be trusted and cannot be applied to real physical spin state. In particular, the spin-1/2 fermionic excitations in the mean-field theory in this case will not appear in the physical spectrum of real spin state.

If the dynamics of the gauge fluctuations is such that the gauge interaction is short ranged, then the gauge

interactions represent irrelevant perturbations and can be ignored. In this case the mean-field state is said to be stable and the mean-field results can be applied to the real physical spin liquids. In particular, the corresponding physical spin state contain fractionalized spin-1/2 fermionic excitations.

F. Classical dynamics of the $SU(2)$ gauge fluctuations

We have seen that the key to understand the physical properties of a spin liquid described by a mean-field ansatz (U_{ij}, a_0^l) is to understand the dynamics of the $SU(2)$ gauge fluctuations. To gain some intuitive understanding, let us treat the mean-field ansatz $(U_{ij}, \mathbf{a}_0(\mathbf{i}))$ as classical fields and study classical dynamics of their fluctuations. The dynamics of the fluctuations is determined by the effective Lagrangian $L_{\text{eff}}(U_{ij}(t), \mathbf{a}_0(\mathbf{i})(t))$. To obtain the effective Lagrangian, we start with the Lagrangian representation of the mean-field Hamiltonian

$$L(\psi_i, U_{ij}, \mathbf{a}_0) = \sum_i i\psi_i^\dagger \partial_t \psi_i - H_{\text{mean}}$$

where H_{mean} is given in eq. (110). The effective Lagrangian L_{eff} is then obtained by integrating out ψ :

$$e^{i \int dt L_{\text{eff}}(U_{ij}, \mathbf{a}_0)} = \int \mathcal{D}\psi \mathcal{D}\psi^\dagger e^{i \int dt L(\psi, U_{ij}, \mathbf{a}_0)}$$

We note that L describes a system of fermions ψ_i and $SU(2)$ gauge fluctuations U_{ij} . Thus the effective Lagrangian is invariant under the $SU(2)$ gauge transformation

$$\begin{aligned} L_{\text{eff}}(\tilde{U}_{ij}, \tilde{\mathbf{a}}_0) &= L_{\text{eff}}(U_{ij}, \mathbf{a}_0), \\ \tilde{U}_{ij} &= W_i(U_{ij})W_j, & \tilde{a}_0^l(\mathbf{i})\tau^l &= W_i a_0^l(\mathbf{i})\tau^l W_i, \\ W_i &\in SU(2) \end{aligned} \quad (120)$$

The classical equation of motion obtained from $L_{\text{eff}}(U_{ij}, \mathbf{a}_0)$ determines the classical dynamics of the fluctuations.

To see if the collective fluctuations are gapless, we would like to examine if the frequencies of the collective fluctuations are bound from below. We know that the time independent saddle point of $L_{\text{eff}}(U_{ij}, \mathbf{a}_0)$, $(\bar{U}_{ij}, \bar{\mathbf{a}}_0)$, corresponds to mean-field ground state ansatz, and $-L_{\text{eff}}(\bar{U}_{ij}, \bar{\mathbf{a}}_0)$ is the mean-field ground state energy.

If we expand $-L_{\text{eff}}(\bar{U}_{ij} e^{i a_{ij}^l \tau^l}, \bar{\mathbf{a}}_0)$ to the second order in the fluctuation a_{ij} , then the presence or the absence of the mass term a_{ij}^2 will determine if the collective $SU(2)$ gauge fluctuations have an energy gap or not.

To understand how the mean-field ansatz \bar{U}_{ij} affect the dynamics of the gauge fluctuations, it is convenient to introduce the loop variable of the mean-field solution

$$P(C_i) = (i\bar{U}_{ij})(i\bar{U}_{jk})\dots(i\bar{U}_{ki}) \quad (121)$$

Following the comment after eq. (111) $P(C_i)$ belongs to $SU(2)$ and we can write $P(C_i)$ as $P(C_i) = e^{i\Phi(C_i)}$, where

Φ is the $SU(2)$ flux through the loop $C_i: i \rightarrow j \rightarrow k \rightarrow \dots \rightarrow l \rightarrow i$ with base point i . The $SU(2)$ flux correspond to gauge field strength in the continuum limit. Compare with the $U(1)$ flux, the $SU(2)$ flux has two new features. First the flux Φ is a two-by-two traceless Hermitian matrix. If we expand Φ as $\Phi = \Phi^l \tau^l$, $l = 1, 2, 3$ we can say that the flux is represented by a vector Φ^l in the τ^l space. Second, the flux is not gauge invariant. Under the gauge transformations, $\Phi(C_i)$ transforms as

$$\Phi(C_i) \rightarrow W_i \Phi(C_i) W_i \quad (122)$$

Such a transformation rotates the direction of the vector Φ^l . Since the direction of the $SU(2)$ flux for loops with different base point can be rotated independently by the local $SU(2)$ gauge transformations, it is meaningless to directly compare the directions of $SU(2)$ flux for different base points. However, it is quite meaningful to compare the directions of $SU(2)$ flux for loops with the same base point. We can divide different $SU(2)$ flux configurations into three classes based on the $SU(2)$ flux through loops with the *same* base point: (a) trivial $SU(2)$ flux where all $P(C) \propto \tau^0$, (b) collinear $SU(2)$ flux where all the $SU(2)$ fluxes point in the same direction, and (c) non-collinear $SU(2)$ flux where $SU(2)$ flux for loops with the same base point are in different directions. We will show below that different $SU(2)$ flux can lead to different dynamics for the gauge field (Wen, 1991).

1. Trivial $SU(2)$ flux

First let us consider an ansatz \bar{U}_{ij} with trivial $SU(2)$ flux $\Phi(C) = 0$ for all the loops (such as the π FL ansatz in eq. (114)). We will call the state described by such an ansatz the $SU(2)$ state. We can perform a $SU(2)$ gauge transformations to transform the ansatz into a form where all $\bar{U}_{ij} \propto \tau^0$. In this case, the gauge invariance of the effective Lagrangian implies that

$$L_{\text{eff}}(\bar{U}_{ij} e^{ia_{ij}^l \tau^l}) = L_{\text{eff}}(\bar{U}_{ij} e^{i\theta_i^l \tau^l} e^{ia_{ij}^l \tau^l} e^{-i\theta_j^l \tau^l}). \quad (123)$$

Under gauge transformation $e^{i\theta_i^l \tau^l}$, a_{ij}^1 transform as $a_{ij}^1 = a_{ij}^1 + \theta_i^1 - \theta_j^1$. The mass term $(a_{ij}^1)^2$ is not invariant under such a transformation and is thus not allowed. Similarly, we can show that none of the mass terms $(a_{ij}^1)^2$, $(a_{ij}^2)^2$, and $(a_{ij}^3)^2$ are allowed in the expansion of L_{eff} . Thus the $SU(2)$ gauge fluctuations are gapless and appear at low energies.

We note that all the pure gauge transformations $G_0(i)$ that leave the ansatz invariant form a group. We will call such a group invariant gauge group (IGG). For the ansatz $\bar{U}_{ij} \propto \tau^0$, the IGG is an $SU(2)$ group formed by uniform $SU(2)$ gauge transformation $G_0(i) = e^{i\theta^l \tau^l}$. We recall from the last paragraph that the (classical) gapless gauge fluctuations is also $SU(2)$. Such a relation between the IGG and the gauge group of the gapless classical gauge fluctuations is general and applies to all the ansatz (Wen, 2002b).

To understand the dynamics of the gapless gauge fluctuations beyond the classical level, we need to treat two cases separately. In the first case, the fermions have a finite energy gap. Those fermions will generate the following low energy effective Lagrangian for the gauge fluctuations

$$\mathcal{L} = \frac{g}{8\pi} \text{Tr} f_{\mu\nu} f^{\mu\nu}$$

where $f_{\mu\nu}$ is a 2 by 2 matrix representing the field strength of the $SU(2)$ gauge field a_{ij} in the continuum limit. At classical level, such an effective Lagrangian leads to $\sim g \log(r)$ interaction between $SU(2)$ charges in two spatial dimensions. So the gauge interaction at classical level is not confining (*i.e.* not described by a linear potential). However, if we go beyond the classical level (*i.e.* beyond the quadratic approximation) and include the interactions between gauge fluctuations, the picture is changed completely. In 1+2D, the interactions between gauge fluctuations change the $g \log(r)$ interaction to a linear confining interaction, regardless the value of the coupling constant g . So the $SU(2)$ mean-field states with gapped fermions are not stable. The mean-field results from such ansatz cannot be trusted.

In the second case, the fermions are gapless and have a linear dispersion. In the continuum limit, those fermions correspond to massless Dirac fermions. Those fermions will generate a non-local low energy effective Lagrangian for the gauge fluctuations, which roughly has a form, $\mathcal{L} = \frac{g}{8\pi} \text{Tr} f_{\mu\nu} \frac{1}{\sqrt{-\partial^2}} f^{\mu\nu}$. Due to the screening of massless fermions the interaction potential between $SU(2)$ charges becomes $\sim g/r$ at classical level. Such an interaction represents a marginal perturbation. It is a quite complicated matter to determine if the $SU(2)$ states with gapless Dirac fermions are stable or not beyond the quadratic approximation.

2. Collinear $SU(2)$ flux

Second, let us assume the $SU(2)$ flux is collinear. This means the $SU(2)$ flux for different loops with the same base point all point in the same direction. However, the $SU(2)$ flux for loops with different base points may still point in different directions (even for the collinear $SU(2)$ flux). Using the local $SU(2)$ gauge transformation we can always rotate the $SU(2)$ flux for different base points into the same direction, and we can pick this direction to be τ^3 direction. In this case all the $SU(2)$ flux have a form $P(C) \propto \chi^0(C) + i\chi^3(C)\tau^3$. We can choose a gauge such that the mean-field ansatz have a form $\bar{U}_{ij} = ie^{i\phi_{ij}\tau^3}$. The gauge invariance of the energy implies that

$$L_{\text{eff}}(\bar{U}_{ij} e^{ia_{ij}^l \tau^l}) = L_{\text{eff}}(\bar{U}_{ij} e^{i\theta_i \tau^3} e^{ia_{ij}^l \tau^l} e^{-i\theta_j \tau^3}). \quad (124)$$

When $a_{ij}^{1,2} = 0$, The above reduces to

$$L_{\text{eff}}(\bar{U}_{ij} e^{ia_{ij}^3 \tau^3}) = L_{\text{eff}}(\bar{U}_{ij} e^{i(a_{ij}^3 + \theta_i - \theta_j)\tau^3}). \quad (125)$$

We find that the mass term $(a_{ij}^3)^2$ is incompatible with eq. (125). Therefore at least the gauge field a_{ij}^3 is gapless. How about a_{ij}^1 and a_{ij}^2 gauge fields? Let $P_A(\mathbf{i})$ be the $SU(2)$ flux through a loop with base point \mathbf{i} . If we assume all the gauge invariant terms that can appear in the effective Lagrangian do appear, then $L_{\text{eff}}(U_{ij})$ will contain the following term

$$L_{\text{eff}} = a\text{Tr}[P_A(\mathbf{i})iU_{\mathbf{i},\mathbf{i}+\mathbf{x}}P_A(\mathbf{i}+\mathbf{x})iU_{\mathbf{i}+\mathbf{x},\mathbf{i}}] + \dots \quad (126)$$

If we write $iU_{\mathbf{i},\mathbf{i}+\mathbf{x}}$ as $\chi e^{i\phi_{ij}\tau^3} e^{ia_x^l\tau^l}$, using the fact $U_{\mathbf{i},\mathbf{i}+\mathbf{x}} = U_{\mathbf{i}+\mathbf{x},\mathbf{i}}^\dagger$ (see eq. (111)), and expand to $(a_x^l)^2$ order, eq. (126) becomes

$$L_{\text{eff}} = -\frac{1}{2}a\chi^2\text{Tr}([P_A, a_x^l\tau^l]^2) + \dots \quad (127)$$

We see from eq. (127) that the mass term for a_{ij}^1 and a_{ij}^2 are generated if $P_A \propto \tau^3$.

To summarize, we find that if the $SU(2)$ flux is collinear, then the ansatz is invariant only under a $U(1)$ rotation $e^{i\theta\mathbf{n}\cdot\boldsymbol{\tau}}$ where \mathbf{n} is the direction of the $SU(2)$ flux. Thus the IGG= $U(1)$. The collinear $SU(2)$ flux also break the $SU(2)$ gauge structure down to a $U(1)$ gauge structure, *i.e.* the low lying gauge fluctuations are described by a $U(1)$ gauge field. Again we see that the IGG of the ansatz is the gauge group of the (classical) gapless gauge fluctuations. We will call the states with collinear $SU(2)$ flux the $U(1)$ states. The sFL ansatz in eq. (115) is an example of collinear $SU(2)$ flux.

For the $U(1)$ states with gapped fermions, the fermions will generate the following effective Lagrangian for the gauge fluctuations

$$\mathcal{L} = \frac{g}{8\pi}(e^2 - b^2)$$

where \mathbf{e} is the ‘‘electric’’ field and b is the ‘‘magnetic’’ field of the $U(1)$ gauge field. Again at classical level, the effective Lagrangian leads to $\sim g\log(r)$ interaction between $U(1)$ charges and the gauge interaction at classical level is not confining. If we go beyond the classical level and include the interactions between gauge fluctuations induced by the space-time monopoles, the $g\log(r)$ interaction will be changed to a linear confining interaction, regardless the value of the coupling constant g (Polyakov, 1977). So the $U(1)$ mean-field states with gapped fermions are not stable.

If the fermions in the $U(1)$ state are gapless and are described by massless Dirac fermions (such as those in the sFL state), those fermions will generate a non-local low energy effective Lagrangian, which, at quadratic level, has a form

$$\mathcal{L} = \frac{g}{8\pi}f_{\mu\nu}\frac{1}{\sqrt{-\partial^2}}f^{\mu\nu} \quad (128)$$

Again the screening of massless fermions change the $g\log(r)$ interaction to g/r interactions between $U(1)$ charge, at least at classical level. Such an interaction

represents a marginal perturbation. Beyond the classical level, we will show in subsections XI.D and XI.F that, when there are many Dirac fermions, the $U(1)$ gauge interactions with Dirac fermions are exact marginal perturbations. So the $U(1)$ states with enough gapless Dirac fermions are not unstable. The mean-field theory can give us a good starting point to study the properties of the corresponding physical spin state (see subsection XI.D).

3. Non-collinear $SU(2)$ flux

Third, we consider the situation where the $SU(2)$ flux is non-collinear. In the above, we have shown that an $SU(2)$ flux P_A can induce a mass term of form $\text{Tr}([P_A, a_x^l\tau^l]^2)$. For a non-collinear $SU(2)$ flux configuration, we can have in eq. (126) another $SU(2)$ flux, P_B , pointing in a different direction from P_A . The mass term will contain in addition to eq. (127) a term $\text{Tr}([P_B, a_x^l\tau^l]^2)$. In this case, the mass terms for all the $SU(2)$ gauge fields $(a_{ij}^1)^2$, $(a_{ij}^2)^2$, and $(a_{ij}^3)^2$ will be generated. All $SU(2)$ gauge bosons will gain an energy gap.

We note that ansatz U_{ij} is always invariant under the global Z_2 gauge transformation $-\tau^0$. So the IGG always contains a Z_2 subgroup and the Z_2 gauge structure is unbroken at low energies. The global Z_2 gauge transformation is the only invariance for the non-collinear ansatz. Thus IGG= Z_2 and the low energy effective theory is a Z_2 gauge theory. We can show that the low energy properties of non-collinear states, such as the existence of Z_2 vortex and ground state degeneracy, are indeed identical to those of a Z_2 gauge theory. So we will call the state with non-collinear $SU(2)$ flux a Z_2 state.

In a Z_2 state, all the gauge fluctuations are gapped. Those fluctuations can only mediate short range interactions between fermions. The low energy fermions interact weakly and behave like free fermions. Therefore, including mean-field fluctuations does not qualitatively change the properties of the mean-field state. The gauge interactions are irrelevant and the Z_2 mean-field state is stable at low energies.

A stable mean-field spin liquid state implies the existence of a real physical spin liquid. The physical properties of the stable mean-field state apply to the physical spin liquid. If we believe these two statements, then we can study the properties of a physical spin liquid by studying its corresponding stable mean-field state. Since the fermions are not confined in mean-field Z_2 states, the physical spin liquid derived from a mean-field Z_2 state contain neutral spin-1/2 fermions as its excitation.

The Z_2 -gapped ansatz in eq. (116) is an example where the $SU(2)$ flux is non-collinear. To see this, let us consider the $SU(2)$ flux through two triangular loops $(\mathbf{i}, \mathbf{i} + \mathbf{y}, \mathbf{i} - \mathbf{x})$ and $(\mathbf{i}, \mathbf{i} + \mathbf{x}, \mathbf{i} + \mathbf{y})$ with the same base

point i :

$$\begin{aligned} U_{i,i+y} U_{i+y,i-x} U_{i-x,i} &= -\chi^2(\eta\tau^1 + \lambda\tau^2), \\ U_{i,i+x} U_{i+x,i+y} U_{i+y,i} &= -\chi^2(\eta\tau^1 - \lambda\tau^2). \end{aligned}$$

We see that when η and λ are non-zero, the $SU(2)$ flux is not collinear. Therefore, after projection, the Z_2 -gapped ansatz give rise to a real physical spin liquid which contains fractionalized spin-1/2 neutral fermionic excitations (Wen, 1991). The spin liquid also contains a Z_2 vortex excitation. The bound state of a spin-1/2 fermionic excitation and a Z_2 vortex give us a spin-1/2 bosonic excitation (Read and Chakraborty, 1989; Wen, 1991).

G. The relation between different versions of slave-boson theory

We have discussed two version of the slave-boson theories, the $U(1)$ slave-boson theory and the $SU(2)$ slave-boson theory. In Senthil and Fisher, 2000, a third slave-boson theory – Z_2 slave-boson theory – was also proposed. Here we would like to point out that all the three version of the slave-boson theory are *equivalent* description of the same spin-1/2 Heisenberg model on square lattice, if we treat the $SU(2)$, $U(1)$ or Z_2 gauge fluctuations exactly.

To understand the relation between the three version of the slave-boson theory, we would like to point out that the $SU(2)$, $U(1)$ or Z_2 gauge structures are introduced to project the fermion Hilbert space (which has four states per site) to the smaller spin-1/2 Hilbert space (which has two states per site). In the $SU(2)$ slave-boson theory, we regard the two fermions ψ_{1i} and ψ_{2i} as an $SU(2)$ doublet. Among the four fermion-states on each site, $|0\rangle$, $\psi_{1i}^\dagger|0\rangle$, $\psi_{2i}^\dagger|0\rangle$, and $\psi_{1i}^\dagger\psi_{2i}^\dagger|0\rangle$, only the $SU(2)$ invariant state correspond to the physical spin state. There are only two $SU(2)$ invariant states on each site: $|0\rangle$ and $\psi_{1i}^\dagger\psi_{2i}^\dagger|0\rangle$ which correspond to the spin-up and the spin-down states. So the spin-1/2 Hilbert space is obtained from the fermion Hilbert space by projecting onto the local $SU(2)$ singlet subspace.

In the $U(1)$ slave-boson theory, we regard ψ_{1i} as a charge +1 fermion and ψ_{2i} as a charge -1 fermion. The spin-1/2 Hilbert space is obtained from the fermion Hilbert space by projecting onto the local charge neutral subspace. Among the four fermion-states on each site, only two states $|0\rangle$ and $\psi_{1i}^\dagger\psi_{2i}^\dagger|0\rangle$ are charge neutral.

In the Z_2 slave-boson theory, we regard ψ_{ai} as a fermion that carries a unit Z_2 -charge. The spin-1/2 Hilbert space is obtained from the fermion Hilbert space by projecting onto the local Z_2 -charge neutral subspace. Again the two states $|0\rangle$ and $\psi_{1i}^\dagger\psi_{2i}^\dagger|0\rangle$ are the only Z_2 -charge neutral states.

In the last subsection we discussed Z_2 , $U(1)$, and $SU(2)$ spin liquid states. These must not be confused with Z_2 , $U(1)$, and $SU(2)$ slave-boson theories. We would like to stress that Z_2 , $U(1)$, and $SU(2)$ in the

Z_2 , $U(1)$, and $SU(2)$ spin liquid states are gauge groups that appear in the low energy effective theories of those spin liquids. We will call those gauge group low energy gauge group. They should not be confused with the Z_2 , $U(1)$, and $SU(2)$ gauge groups in the Z_2 , $U(1)$, and $SU(2)$ slave-boson theories. We will call the latter high energy gauge groups. The high energy gauge groups have nothing to do with the low energy gauge groups. A high energy Z_2 gauge theory (or a Z_2 slave-boson approach) can have a low energy effective theory that contains $SU(2)$, $U(1)$ or Z_2 gauge fluctuations. Even the Heisenberg model, which has no gauge structure at lattice scale, can have a low energy effective theory that contains $SU(2)$, $U(1)$ or Z_2 gauge fluctuations. The spin liquids studied in this paper all contain some kind of low energy gauge fluctuations. Despite their different low energy gauge groups, all those spin liquids can be constructed from any one of $SU(2)$, $U(1)$, or Z_2 slave-boson approaches. After all, all those slave-boson approaches describe the same Heisenberg model and are equivalent.

The high energy gauge group is related to the way in which we write down the Hamiltonian. We can write Hamiltonian of the Heisenberg model in many different ways which can contain arbitrary high energy gauge group of our choice. We just need to split the spin into two, four, six, or some other even numbers of fermions. While the low energy gauge group is a property of ground state of the spin model. It has nothing to do with how are we going to write down the Hamiltonian. Thus we should not regard Z_2 spin liquids as the spin liquids constructed using Z_2 slave-boson approach. A Z_2 spin liquid can be constructed and was first constructed within the $U(1)$ or $SU(2)$ slave-boson/slave-fermion approaches. However, when we study a particular spin liquid state, a certain version of the slave-boson theory may be more convenient than other versions. Although a spin liquid can be described by all the versions of the slave-boson theory, sometimes a particular version may have the weakest fluctuations.

H. The emergence of gauge bosons and fermions in condensed matter systems

In the early days, it was believed that a pure boson system can never generate gauge bosons and fermions. Rather, the gauge bosons and the fermions were regarded as fundamental. The spin liquids discussed in this paper suggest that gauge bosons (or gauge structures) and fermions are not fundamental and can emerge from local bosonic model. Here we will discuss how those ideas were developed historically.

Let us first consider gauge bosons. In the standard picture of gauge theory, the gauge potential a_μ is viewed as a geometrical object – a connection of a fibre bundle. However, there is another point of view about the gauge theory. Many thinkers in theoretical physics were not happy with the redundancy of the gauge potential a_μ . It

was realized in the early 1970's that one can use gauge invariant loop operators to characterize different phases of a gauge theory (Wegner, 1971; Wilson, 1974; Kogut and Susskind, 1975). It was later found that one can formulate the entire gauge theory using closed strings (Banks *et al.*, 1977; Gliozzi *et al.*, 1979; Mandelstam, 1979; Polyakov, 1979; Foerster, 1979; Savit, 1980). Those studies reveal the intimate relation between gauge theories and closed-string theories — a point of view very different from the geometrical notion of vector potential.

In a related development, it was found that gauge fields can emerge from a local bosonic model, if the bosonic model is in certain quantum phases. This phenomenon is also called dynamical generation of gauge fields. The emergence of gauge fields from local bosonic models has a long and complicated history. Emergent $U(1)$ gauge *field* has been introduced in quantum disordered phase of 1+1D CP^N model (D'Adda *et al.*, 1978; Witten, 1979). In condensed matter physics, the $U(1)$ gauge *field* have been found in the slave-boson approach to spin liquid states (Baskaran and Anderson, 1988; Affleck and Marston, 1988). The slave-boson approach not only has a $U(1)$ gauge field, it also has gapless fermion *fields*.

It is well known that the compact $U(1)$ gauge theory is confining in 1 + 1 and 1 + 2D (Polyakov, 1975). The concern about confinement led to an opinion that the $U(1)$ gauge field and the gapless fermion fields are just a unphysical artifact of the “unreliable” slave-boson approach. Thus the key to find emergent gauge bosons and emergent fermions is not to write down a Lagrangian that contain *gauge fields* and *Fermi fields*, but to show that gauge *bosons* and *fermions* actually appear in the physical low energy spectrum. However, only when the dynamics of gauge field is such that the gauge field is in the deconfined phase can the gauge boson appear as a low energy quasiparticle. Thus after the initial finding of D'Adda *et al.*, 1978; Witten, 1979; Baskaran and Anderson, 1988; Affleck and Marston, 1988, many researches have been trying to find the deconfined phase of the gauge field.

One way to obtain deconfined phase is to give gauge boson a mass. In 1988, it was shown that if we break the time reversal symmetry in a 2D spin-1/2 model, then the $U(1)$ gauge field from the slave-boson approach can be in a deconfined phase due to the appearance of Chern-Simons term (Wen *et al.*, 1989; Khvashchenko and Wiegmann, 1989). The deconfined phase correspond to a spin liquid state of the spin-1/2 model (Kalmeyer and Laughlin, 1987) which is called chiral spin liquid. The chiral spin state contains neutral spin-1/2 excitations that carry fractional statistics. A second deconfined phase was found by breaking the $U(1)$ or $SU(2)$ gauge structure down to a Z_2 gauge structure. Such a phase contains a deconfined Z_2 gauge theory (Read and Sachdev, 1991; Wen, 1991) and is called Z_2 spin liquid (or short ranged

RVB state).⁷ The Z_2 spin state also contains neutral spin-1/2 excitations. But now the spin-1/2 excitations are fermions and bosons.

The above Z_2 spin liquids have a finite energy gap for their neutral spin-1/2 excitations. In Balents *et al.*, 1998, a spin liquid with gapless spin-1/2 excitations was constructed by studying quantum disordered d -wave superconductor. Such a spin liquid was identified as a Z_2 spin liquid using a Z_2 slave-boson theory (Senthil and Fisher, 2000). The mean-field ansatz is given by

$$U_{i,i+x} = \chi\tau^3 + \eta\tau^1, \quad U_{i,i+y} = \chi\tau^3 - \eta\tau^1, \quad (129)$$

$$a_0^3 \neq 0, \quad a_0^{1,2} = 0, \quad U_{i,i+x+y} = U_{i,i+x-y} = \gamma\tau^3.$$

The diagonal hopping breaks particle-hole symmetry and breaks the $U(1)$ symmetry of the $a_0^3 = 0$ d -wave pairing ansatz down to Z_2 . We will call such an ansatz Z_2 -gapless ansatz. The ansatz describes a symmetric spin liquid, since it is invariant under the combined transformations ($G_{T_x} T_x, G_{T_y} T_y, G_{P_x} P_x, G_{P_y} P_y, G_{P_{xy}} P_{xy}, G_0$) with

$$G_{T_x} = \tau^0, \quad G_{T_y} = \tau^0, \quad G_0 = -\tau^0,$$

$$G_{P_x} = \tau^0, \quad G_{P_y} = \tau^0, \quad G_{P_{xy}} = i\tau^3. \quad (130)$$

The fermion excitations are gapless only at four \mathbf{k} points with a linear dispersion.

The Z_2 -gapped state and the Z_2 -gapless state are just two Z_2 states among over 100 Z_2 states that can be constructed within the $SU(2)$ slave-boson theory (Wen, 2002b). The chiral spin liquid and the Z_2 spin liquids provide examples of emergent gauge structure and emergent fermions (or anyons). However, those results were obtained using slave-boson theory, which is not very convincing to many people.

In 1997, an exact soluble spin-1/2 model (Kitaev, 2003)

$$H_{\text{exact}} = 16g \sum_{\mathbf{i}} S_{\mathbf{i}}^y S_{\mathbf{i}+\hat{x}}^x S_{\mathbf{i}+\hat{x}+\hat{y}}^y S_{\mathbf{i}+\hat{y}}^x$$

was found. The $SU(2)$ slave-boson theory turns out to be exact for such a model (Wen, 2003c). That is by choosing a proper $SU(2)$ mean-field ansatz, the corresponding mean-field state give rise to an exact eigenstate of H_{exact} after the projection. In fact all the eigenstates of H_{exact} can be obtained this way by choosing different mean-field ansatz. The exact solution allows us to show the excitations of H_{exact} to be fermions and Z_2 vortices. This confirms the results obtained from the slave-boson theory.

More exactly soluble or quasi-exactly soluble models were found for dimer model (Moessner and Sondhi, 2001), spin-1/2 model on Kagome lattice (Balents *et al.*, 2002), boson model on square lattice (Senthil and

⁷ The Z_2 state obtained in Read and Sachdev, 1991 breaks the 90° rotation symmetry while the Z_2 state in Wen, 1991 has all the lattice symmetries.

Motrunich, 2002), and Josephson junction array (Ioffe *et al.*, 2002). A model of electrons coupled to pairing fluctuations, with a local constraint which results in a Mott insulator that obeys the spin $SU(2)$, symmetry was also constructed (Motrunich and Senthil, 2002). Those models realize the Z_2 states. A boson model that realize Z_3 gauge structure (Motrunich, 2003) and $U(1)$ gauge structure (Senthil and Motrunich, 2002; Wen, 2003a) were also found. 15 years after the slave-boson approach to the spin liquids, now it is easy to construct (quasi-)exactly soluble spin/boson models that have emergent gauge bosons and fermions.

We would like to point out that the spin liquids are not the first example of emergent fermions from local bosonic models. The first example of emergent fermions, or more generally, emergent anyons is given by the FQH states. Although Arovas *et al.*, 1984 only discussed how anyons can emerge from a fermion system in magnetic field, the same argument can be easily generalized to show how fermions and anyons can emerge from a boson system in magnetic field. Also in 1987, in a study of resonating-valence-bond (RVB) states, emergent fermions (the spinons) were proposed in a nearest neighbor dimer model on square lattice (Kivelson *et al.*, 1987; Rokhsar and Kivelson, 1988; Read and Chakraborty, 1989). But, according to the deconfinement picture, the results in Kivelson *et al.*, 1987 and Rokhsar and Kivelson, 1988 are valid only when the ground state of the dimer model is in the Z_2 deconfined phase. It appears that the dimer liquid on square lattice with only nearest neighbor dimers is not a deconfined state (Rokhsar and Kivelson, 1988; Read and Chakraborty, 1989), and thus it is not clear if the nearest neighbor dimer model on square lattice (Rokhsar and Kivelson, 1988) has the deconfined quasiparticles or not (Read and Chakraborty, 1989). However, on triangular lattice, the dimer liquid is indeed a Z_2 deconfined state (Moessner and Sondhi, 2001). Therefore, the results in Kivelson *et al.*, 1987 and Rokhsar and Kivelson, 1988 are valid for the triangular-lattice dimer model and deconfined quasiparticles do emerge in a dimer liquid on triangular lattice.

All the above models with emergent fermions are 2D models, where the emergent fermions can be understood from binding flux to a charged particle (Arovas *et al.*, 1984). Recently, it was pointed out in Levin and Wen, 2003 that the key to emergent fermions is a string structure. Fermions can generally appear as ends of open strings in any dimensions, if the ground state has a condensation of closed strings. The string picture allows a construction of a 3D local bosonic model that has emergent fermions (Levin and Wen, 2003). According to this picture, all the models with emergent fermions contain closed-string condensation in their ground states. Since the fluctuations of condensed closed strings are gauge fluctuations (Banks *et al.*, 1977; Savit, 1980; Wen, 2003a), this explains why the model with emergent fermions also have emergent gauge structures. Since the gauge charges are ends of open strings, this also explains why the emer-

gent fermions always carry gauge charges.

The second way to obtain deconfined phase is to simply go to higher dimensions. In 3+1 dimension, the gapless $U(1)$ fluctuations do not generate confining interactions. In 4+1 dimensions and above, even non-Abelian gauge theory can be in a deconfined phase. So it is not surprising that one can construct bosonic models on cubic lattice that have emergent gapless photons ($U(1)$ gauge bosons) (Wen, 2002a; Motrunich and Senthil, 2002; Wen, 2003a).

The third way to obtain deconfined phase is to include gapless excitations which carry gauge charge. The charged gapless excitations can screen the gauge interaction to make it less confining. We would like to remark that the deconfinement in this case has a different behavior than the previous two cases. In the previous two cases, the charged particles in the deconfined phases become non-interacting quasiparticles at low energies. In the present case, the deconfinement only means that those gapless charged particles remain to be gapless. Those particles may not become non-interacting quasiparticles at low energies. The spin liquids obtained from the sfL ansatz and the uRVB ansatz (given by eq. (115) with $\Delta = 0$) belong to this case. Those spin liquid are gapless. But the gapless excitations are not described by free fermionic quasiparticles or free bosonic quasiparticles at low energies. The uRVB state (upon doping) leads to strange metal states (Lee and Nagaosa, 1992) with large Fermi surface. We will discuss the spin liquid obtained from the sfL ansatz in subsections XI.D and XI.F.

Finally, we remark that what is common among these three ways to get deconfinement is that instantons are irrelevant and a certain gauge flux is a conserved quantity. We shall exploit this property in section XII.E.

I. The projective symmetry group and quantum order

The Z_2 -gapped ansatz eq. (116) and the Z_2 -gapless ansatz eq. (129), after the projection, give rise to two spin liquid states. The two states have exactly the same symmetry. The question here is that whether there is a way to classify these as distinct phases. According to Landau's symmetry breaking theory, two states with the same symmetry belong to the same phase. However, after the discovery of fractional quantum Hall states, we now know that Landau's symmetry breaking theory does not describe all the phases. Different quantum Hall states have the same symmetry, but yet they can belong to different phases since they contain different topological orders (Wen, 1995). So it is possible that the two Z_2 spin liquids contain different orders that cannot be characterized by symmetry breaking and local order parameters. The issue here is to find a new set of universal quantum numbers that characterize the new orders.

To find a new set of universal quantum numbers, we note that although the projected wavefunctions of the two Z_2 spin liquids have the same symmetry, their

ansatz are invariant under the same set of symmetry transformations but followed by different gauge transformations (see eq. (119) and eq. (130)). So the invariant group of the mean-field ansatz for the two spin liquids are different. The invariant group is called the Projective Symmetry Group (PSG). The PSG is generated by the combined transformations ($G_{T_x}T_x, G_{T_y}T_y, G_{P_x}P_x, G_{P_y}P_y, G_{P_{xy}}P_{xy}$) and G_0 . We note that the PSG is the symmetry group of the mean-field Hamiltonian. Since the mean-field fluctuations in the Z_2 states are weak and perturbative in nature, those fluctuations cannot change the symmetry group of the mean-field theory. Therefore, the PSG of an ansatz is a universal property, at least against perturbative fluctuations. The PSG can be used to characterize the new order in the two Z_2 spin liquids (Wen, 2002b). Such order is called the quantum order. The two Z_2 spin liquids belong to two different phases since they have different PSG's and hence different quantum orders.

We know that the symmetry characterization of phases (or orders) have some important applications. It allows us to classify all the 230 crystal orders in three dimensions. The symmetry also produces and protects gapless collective excitations – the Nambu-Goldstone bosons. The PSG characterization of quantum orders has similar applications. Using PSG, we can classify over 100 different 2D Z_2 spin liquids that all have the same symmetry (Wen, 2002b). Just like the symmetry group, PSG can also produce and protect gapless excitations. However, unlike the symmetry group, PSG can produce and protects gapless gauge bosons and fermions (Wen, 2002a,b; Wen and Zee, 2002).

XI. $SU(2)$ SLAVE-BOSON THEORY OF DOPED MOTT INSULATORS

In order to apply the $SU(2)$ slave-boson theory to high T_c superconductors we need to first generalize the $SU(2)$ slave-boson to the case with finite doping. Then we will discuss how to use the $SU(2)$ slave-boson theory to explain some of those properties in detail.

A. $SU(2)$ slave-boson theory at finite doping

The $SU(2)$ slave-boson theory can be generalized to describe doped spin liquids (Wen and Lee, 1996; Lee *et al.*, 1998). The generalized $SU(2)$ slave-boson theory involves two $SU(2)$ doublets ψ_i and $h_i = \begin{pmatrix} b_{1i} \\ b_{2i} \end{pmatrix}$. Here b_{1i} and b_{2i} are two spin-0 boson fields. The additional boson fields allow us to form $SU(2)$ singlet to represent the electron operator c_i :

$$\begin{aligned} c_{\uparrow i} &= \frac{1}{\sqrt{2}} h_i^\dagger \psi_i = \frac{1}{\sqrt{2}} \left(b_{1i}^\dagger f_{\uparrow i} + b_{2i}^\dagger f_{\downarrow i} \right) \\ c_{\downarrow i} &= \frac{1}{\sqrt{2}} h_i^\dagger \bar{\psi}_i = \frac{1}{\sqrt{2}} \left(b_{1i}^\dagger f_{\downarrow i} - b_{2i}^\dagger f_{\uparrow i} \right) \end{aligned} \quad (131)$$

where $\bar{\psi} = i\tau^2 \psi^*$ which is also an $SU(2)$ doublet. The t - J Hamiltonian

$$H_{tJ} = \sum_{\langle ij \rangle} \left[J \left(\mathbf{S}_i \cdot \mathbf{S}_j - \frac{1}{4} n_i n_j \right) - t (c_{\alpha i}^\dagger c_{\alpha j} + h.c.) \right]$$

can now be written in terms of our fermion-boson fields. The Hilbert space of the fermion-boson system is larger than that of the t - J model. However, the local $SU(2)$ singlets satisfying $(\psi_i^\dagger \tau \psi_i + h_i^\dagger \tau h_i) |\text{phys}\rangle = 0$ form a subspace that is identical to the Hilbert space of the t - J model. On a given site, there are only three states that satisfy the above constraint. They are $f_{1\uparrow}^\dagger |0\rangle$, $f_{2\downarrow}^\dagger |0\rangle$, and $\frac{1}{\sqrt{2}} (b_{1\uparrow}^\dagger + b_{2\downarrow}^\dagger f_2^\dagger f_1^\dagger) |0\rangle$ corresponding to a spin up and down electron, and a vacancy respectively. Furthermore, the fermion-boson Hamiltonian H_{tJ} , as a $SU(2)$ singlet operator, acts within the subspace, and has same matrix elements as the t - J Hamiltonian.

We note that just as in eq. (36), our treatment of the $\frac{1}{4} n_i n_j$ term introduces a nearest neighbor boson attraction term which we shall ignore from now on.⁸ Now the partition function Z is given by

$$Z = \int D\psi D\psi^\dagger Dh Da_0^1 Da_0^2 Da_0^3 DU \exp \left(- \int_0^\beta d\tau L_2 \right)$$

with the Lagrangian taking the form

$$\begin{aligned} L_2 &= \tilde{J} \sum_{\langle ij \rangle} \text{Tr} \left[U_{ij}^\dagger U_{ij} \right] + \tilde{J} \sum_{\langle ij \rangle} \left(\psi_i^\dagger U_{ij} \psi_j + c.c. \right) \\ &+ \sum_i \psi_i^\dagger (\partial_\tau - i a_{0i}^\ell \tau^\ell) \psi_i \\ &+ \sum_i h_i^\dagger (\partial_\tau - i a_{0i}^\ell \tau^\ell + \mu) h_i \\ &- \frac{1}{2} \sum_{\langle ij \rangle} t_{ij} \left(\psi_i^\dagger h_i h_j^\dagger \psi_j + c.c. \right). \end{aligned} \quad (132)$$

Following the standard approach with the choice $\tilde{J} = \frac{3}{8} J$, we obtain the following mean-field Hamiltonian for the fermion-boson system, which is an extension of

⁸ Lee and Salk, 2001 have introduced a slightly different formulation where the combination $(\mathbf{S}_i \cdot \mathbf{S}_j - \frac{1}{4} n_i n_j)$ is written as $-\frac{1}{2} \left| (f_{i\uparrow}^\dagger f_{j\downarrow}^\dagger - f_{i\downarrow}^\dagger f_{j\uparrow}^\dagger) \right|^2 (1 - h_i^\dagger h_i)(1 - h_j^\dagger h_j)$. The last two factors are the boson projections which are needed to take care of the case when both sites i and j are occupied by holes. While the formulations are equivalent, the mean field phase diagram is a bit different in that a nearest-neighbor attraction term may lead to boson pairing. The competition between boson condensation and boson pairing needs further studies but we will proceed without the boson interaction term.

eq. (110) to the doped case:

$$\begin{aligned}
H_{\text{mean}} = & \sum_{\langle ij \rangle} \frac{3}{8} J \left[\frac{1}{2} \text{Tr}(U_{ij}^\dagger U_{ij}) + (\psi_i^\dagger U_{ij} \psi_j + \text{h.c.}) \right] \\
& - \frac{1}{2} \sum_{\langle ij \rangle} t (h_i^\dagger U_{ij} h_j + \text{h.c.}) \\
& - \mu \sum_i h_i^\dagger h_i + \sum_i a_0^l (\psi_i^\dagger \tau^l \psi_i + h_i^\dagger \tau^l h_i) \quad (133)
\end{aligned}$$

The value of the chemical potential μ is chosen such that the total boson density (which is also the density of the holes in the t - J model) is

$$\langle h_i^\dagger h_i \rangle = \langle b_{1i}^\dagger b_{1i} + b_{2i}^\dagger b_{2i} \rangle = x.$$

The values of $a_0^l(\mathbf{i})$ are chosen such that

$$\langle \psi_i^\dagger \tau^l \psi_i + h_i^\dagger \tau^l h_i \rangle = 0.$$

For $l = 3$ we have

$$\langle f_{\alpha i}^\dagger f_{\alpha i} + b_{1i}^\dagger b_{1i} - b_{2i}^\dagger b_{2i} \rangle = 1 \quad (134)$$

We see that unlike the $U(1)$ slave-boson theory, the density of the fermion $\langle f_{\alpha i}^\dagger f_{\alpha i} \rangle$ is not necessarily equal $1 - x$. This is because a vacancy in the t - J model may be represented by an empty site with a b_1 boson, or a doubly occupied site with a b_2 boson.

B. The mean-field phase diagram

To obtain the mean-field phase diagram, we have searched the minima of the mean-field free energy for the mean-field ansatz with translation, lattice and spin rotation symmetries. We find a phase diagram with six different phases (see Fig. 22) (Wen and Lee, 1996).

(1) The d -wave superconducting (SC) phase is described by the following mean-field ansatz

$$\begin{aligned}
U_{i,i+\hat{x}} &= -\chi\tau^3 + \Delta\tau^1, \\
U_{i,i+\hat{y}} &= -\chi\tau^3 - \Delta\tau^1, \\
a_0^3 &\neq 0, \quad a_0^{1,2} = 0, \\
\langle b_1 \rangle &\neq 0, \quad \langle b_2 \rangle = 0. \quad (135)
\end{aligned}$$

Notice that the boson condenses in the SC phase despite the fact that in our mean-field theory the interactions between the bosons are ignored. In the SC phase, the fermion and boson dispersion are given by $\pm E_f$ and

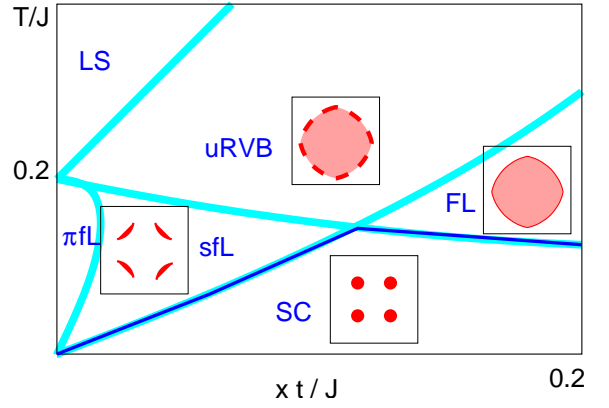


FIG. 22 $SU(2)$ mean-field phase diagram for $t/J = 1$. The phase diagram for $t/J = 2$ is quantitatively very similar to the $t/J = 1$ phase diagram, when plotted in terms of the scaled variable xt/J , except the π fl phase disappears at a lower scaled doping concentration. We also plotted the Fermi surface, the Fermi arcs, or the Fermi points in some phases. (Wen and Lee, 1996)

$\pm E_b - \mu$, where

$$\begin{aligned}
E_f &= \sqrt{(\epsilon_f + a_0^3)^2 + \eta_f^2}, \\
\epsilon_f &= -\frac{3J}{4}(\cos k_x + \cos k_y)\chi, \\
\eta_f &= -\frac{3J}{4}(\cos k_x - \cos k_y)\Delta, \\
E_b &= \sqrt{(\epsilon_b + a_0^3)^2 + \eta_b^2}, \\
\epsilon_b &= -2t(\cos k_x + \cos k_y)\chi, \\
\eta_b &= -2t(\cos k_x - \cos k_y)\Delta. \quad (136)
\end{aligned}$$

(2) The Fermi liquid (FL) phase is similar to the SC phase except that there is no fermion pairing ($\Delta = 0$).

(3) Staggered flux liquid (sfL) phase:

$$\begin{aligned}
U_{i,i+\hat{x}} &= -\tau^3\chi - i(-)^i\Delta, \\
U_{i,i+\hat{y}} &= -\tau^3\chi + i(-)^i\Delta, \\
a_0^l &= 0, \quad \langle b_{1,2} \rangle = 0. \quad (137)
\end{aligned}$$

The U matrix is the same as that of the staggered flux phase in the $U(1)$ slave-boson theory, which breaks translation symmetry. Here the breaking of translational invariance is a gauge artifact. In fact, a site dependent $SU(2)$ gauge transformation $W_i = e^{-i\pi\tau^1/4} e^{-i\pi(i_x+i_y)(\tau^1/2+1)}$ maps the sfL ansatz to the d -wave pairing ansatz:

$$\begin{aligned}
U_{i,i+\hat{x}} &= -\chi\tau^3 + \Delta\tau^1, \\
U_{i,i+\hat{y}} &= -\chi\tau^3 - \Delta\tau^1, \\
a_0^l &= 0, \quad \langle b_{1,2} \rangle = 0. \quad (138)
\end{aligned}$$

which is explicitly translation invariant. However, the staggered flux representation of eq. (137) is more convenient because the gauge symmetry is immediately apparent. Since this U matrix commutes with τ^3 , it is clearly

invariant under τ^3 rotation, but not τ^1 and τ^2 , and the gauge symmetry has been broken from $SU(2)$ down to $U(1)$, following the discussion in section X.F. For this reason we shall refer to this state as the staggered flux liquid (sFL).

In the sFL phase, the fermion and boson dispersion are still given by $\pm E_f$ and $\pm E_b - \mu$ with E_f and E_b in eq. (136), but now $a_0^3 = 0$. Since $a_0^3 = 0$ we have $\langle f_{\alpha i}^\dagger f_{\alpha i} \rangle = 1$ and $\langle b_1^\dagger b_1 \rangle = \langle b_2^\dagger b_2 \rangle = \frac{x}{2}$.

(4) The π -flux liquid (π fL) phase is the same as the sFL phase except here $\chi = \Delta$.

(5) The uniform RVB (uRVB) phase is described by eq. (137) with $\Delta = 0$.

(6) A localized spin (LS) phase has $U_{ij} = 0$ and $a_{0i}^l = 0$, where the fermions cannot hop.

C. Simple properties of the mean-field phases

Note that the topology of the phase diagram is similar to that of $U(1)$ mean field theory shown in Fig. 21. The uRVB, sFL, π fL and LS phases contain no boson condensation and correspond to unusual metallic states. As temperature is lowered, the uRVB phase changes into the sFL or π fL phases. A gap is opened at the Fermi surface near $(\pi, 0)$ which reduces the low energy spin excitations. Thus the sFL and π fL phases correspond to the pseudo-gap phase.

The FL phase contains boson condensation. In this case the electron Green's function $\langle c^\dagger c \rangle = \langle (\psi^\dagger h)(h^\dagger \psi) \rangle$ is proportional to the fermion Green's function $\langle \psi^\dagger \psi \rangle$. Thus the electron spectral function contain δ -function peak in the FL phase. Therefore, the low energy excitations in the FL phase are described by electron-like quasiparticles and the FL phase corresponds to a Fermi liquid phase of electrons.

The SC phase contains both the boson and the fermion-pair condensations and corresponds to a d -wave superconducting state of the electrons. Just like the $U(1)$ slave-boson theory, the superfluid density is given by $\rho_s = \frac{\rho_s^b \rho_s^f}{\rho_s^b + \rho_s^f}$ where ρ_s^b and ρ_s^f are the superfluid density of the bosons and the condensed fermion-pairs, respectively. We see that in the low doping limit, $\rho_s \sim x$ and one need the condensation of both the bosons and the fermion-pairs to get a superconducting state.

We would like to point out that the different mean-field phases contain different gapless gauge fluctuations at classical level. *i.e.* the gauge groups for gapless gauge fluctuations are different in different mean-field phases. The uRVB and the π fL phases have trivial $SU(2)$ flux and the gapless gauge fluctuations are $SU(2)$ gauge fluctuations. In the sFL phase, the collinear $SU(2)$ flux break the $SU(2)$ gauge structure to a $U(1)$ gauge structure. In this case the gapless gauge fluctuations are $U(1)$ gauge fluctuations. In the SC and FL phases, $\langle b_a \rangle \neq 0$. Since b_a transform as a $SU(2)$ doublet, there is no pure $SU(2)$ gauge transformation that leave mean-field ansatz (U_{ij}, a_0^l, b_a) invariant. Thus the invariant gauge group

(IGG) is trivial. As a result, the $SU(2)$ gauge structure is completely broken and there is no low energy gauge fluctuations.

D. Effect of gauge fluctuations: enhanced (π, π) spin fluctuations in pseudo-gap phase

The pseudo-gap phase has a very puzzling property which seems hard to explain. As the doping is lowered, it was found experimentally that both the pseudo-gap and the antiferromagnetic (AF) spin correlation in the normal state increase. Naively, one expects the pseudo-gap and the AF correlations to work against each other. That is the larger the pseudo-gap, the lower the single particle density of states, the fewer the low energy spin excitations, and the weaker the AF correlations.

It turns out that the gapless $U(1)$ gauge fluctuations present in the sFL phase play a key role in resolving the above puzzle (Kim and Lee, 1999; Rantner and Wen, 2002). Due to the $U(1)$ gauge fluctuations, the AF spin fluctuations in the sFL phase are as strong as those of a nested Fermi surface, despite the presence of the pseudo-gap.

To see how the $U(1)$ gauge fluctuation in the sFL phase enhance the AF spin fluctuations, we map the lattice effective theory for the sFL state onto a continuum theory. In the low doping limit, the bosons do not affect the spin fluctuations much. So we will ignore the bosons and effectively consider the undoped case. In the sFL phase, the low energy fermions only appear near $\mathbf{k} = (\pm \frac{\pi}{2}, \pm \frac{\pi}{2})$. Since the fermion dispersion is linear near $\mathbf{k} = (\pm \frac{\pi}{2}, \pm \frac{\pi}{2})$, those fermions are described by massless Dirac fermions in the continuum limit:

$$S = \int d^3x \sum_{\mu} \sum_{\alpha=1}^N \bar{\Psi}_{\alpha} v_{\alpha, \mu} \partial_{\mu} \gamma_{\mu} \Psi_{\alpha} \quad (139)$$

where $v_{\alpha, 0} = 1$ and $N = 2$, but in the following we will treat N as an arbitrary integer, which gives us a large N limit of the sFL state. In general $v_{\alpha, 1} \neq v_{\alpha, 2}$. However, for simplicity we will assume $v_{\alpha, i} = 1$ here. The Fermi field Ψ_{α} is a 4×1 spinor which describes lattice fermions f_i with momenta near $(\pm \pi/2, \pm \pi/2)$. The 4×4 γ_{μ} matrices form a representation of the $\{\gamma_{\mu}, \gamma_{\nu}\} = 2\delta_{\mu\nu}$ ($\mu, \nu = 0, 1, 2$) and are taken to be

$$\gamma_0 = \begin{pmatrix} \sigma_3 & 0 \\ 0 & -\sigma_3 \end{pmatrix}, \quad \gamma_1 = \begin{pmatrix} \sigma_2 & 0 \\ 0 & -\sigma_2 \end{pmatrix}, \quad (140)$$

$$\gamma_2 = \begin{pmatrix} \sigma_1 & 0 \\ 0 & -\sigma_1 \end{pmatrix} \quad (141)$$

with σ_{μ} the Pauli matrices. Finally note that $\bar{\Psi}_{\sigma} \equiv \Psi_{\sigma}^{\dagger} \gamma_0$.

The fermion field Ψ couples to the $U(1)$ gauge field in the sFL phase. To determine the form of the coupling, we note that the $U(1)$ gauge transformation takes the following form

$$f_i \rightarrow e^{i\theta_i} f_i$$

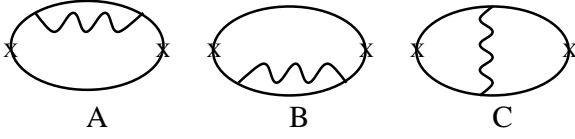


FIG. 23 Non-zero leading $1/N$ corrections to the staggered spin correlation function. The \mathbf{x} denotes the vertex which is the 4×4 unit matrix in the case of interest.

if we choose the ansatz eq. (137) to describe the sFL phase. By requiring the $U(1)$ gauge invariance of the continuum model, we find the continuum Euclidean action to be

$$S = \int d^3x \sum_{\mu} \sum_{\sigma=1}^N \bar{\Psi}_{\sigma} v_{\sigma,\mu} (\partial_{\mu} - i a_{\mu}) \gamma_{\mu} \Psi_{\sigma} \quad (142)$$

The dynamics for the $U(1)$ gauge field arises solely due to the screening by bosons and fermions, both of which carry gauge charge. In the low doping limit, however, we will only include the screening by the fermion fields. After integrating out Ψ in eq. (142), we obtain the following effective action for the $U(1)$ gauge field (Kim and Lee, 1999)

$$\begin{aligned} \mathcal{Z} &= \int D a_{\mu} \exp \left(-\frac{1}{2} \int \frac{d^3q}{(2\pi)^3} a_{\mu}(\mathbf{q}) \Pi_{\mu\nu} a_{\nu}(-\mathbf{q}) \right) \\ \Pi_{\mu\nu} &= \frac{N}{8} \sqrt{\mathbf{q}^2} \left(\delta_{\mu\nu} - \frac{q_{\mu} q_{\nu}}{\mathbf{q}^2} \right) \end{aligned} \quad (143)$$

By simple power counting we can see that the above polarizability makes the gauge coupling $a_{\mu} j^{\mu}$ a marginal perturbation at the free fermion fixed point. Since the conserved current j^{μ} cannot have any anomalous dimension, this interaction is an *exact* marginal perturbation protected by current conservation.

For $N = 2$, the spin operator with momenta near $\mathbf{q} = (0, 0)$, (π, π) , and $(\pi, 0)$ has different form when expressed in terms of Ψ_{α} . Near $\mathbf{q} = (0, 0)$

$$\mathbf{S}_u(\mathbf{x}) = \frac{1}{2} \bar{\Psi}_{\alpha} \gamma^0 \boldsymbol{\sigma}_{\alpha\beta} \Psi_{\beta}$$

Near $\mathbf{q} = (\pi, \pi)$

$$\mathbf{S}_s(\mathbf{x}) = \frac{1}{2} \bar{\Psi}_{\alpha} \boldsymbol{\sigma}_{\alpha\beta} \Psi_{\beta}$$

Near $\mathbf{q} = (\pi, 0)$

$$\mathbf{S}_{(\pi,0)}(\mathbf{x}) = \frac{1}{2} \bar{\Psi}_{\alpha} \begin{pmatrix} 0 & \sigma_1 \\ \sigma_1 & 0 \end{pmatrix} \boldsymbol{\sigma}_{\alpha\beta} \Psi_{\beta}$$

At the mean-field level, all the above three spin operators have algebraic correlations $1/r^4$ with decay exponent 4. The effect of gauge fluctuations can be included at $\frac{1}{N}$ order by calculating the diagrams in Fig. 23. We find that (Rantner and Wen, 2002; Franz *et al.*, 2003) these three spin correlators still have algebraic decays, indicating that the gauge interaction is indeed marginal. The

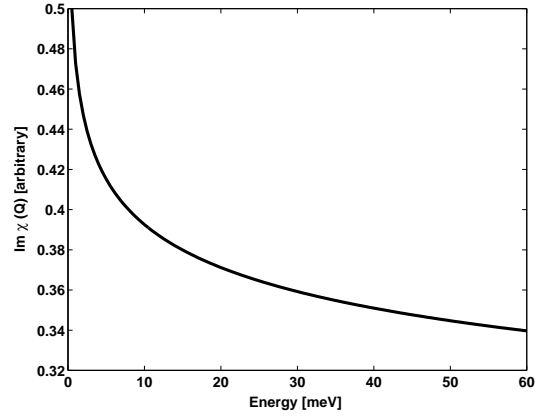


FIG. 24 Imaginary part of the spin susceptibility at (π, π) . Note the divergence at small ω . (from Rantner and Wen, 2002)

decay exponents of the spin correlation near $\mathbf{q} = (0, 0)$ and $\mathbf{q} = (\pi, 0)$ are not changed and remain to be 4. This result is expected for the spin correlation near $\mathbf{q} = (0, 0)$ since $S_u(\mathbf{x})$ is proportional to the conserved density operator that couple to the $U(1)$ gauge field. Therefore $S_u(\mathbf{x})$ cannot have anomalous dimension. $\mathbf{S}_{(\pi,0)}(\mathbf{x})$ does not have any anomalous dimension either (at $1/N$ order). In fact, this result holds to all orders in $1/N$ for the case of isotropic velocities, due to an $SU(4)$ symmetry (Hermele and Senthil, 2004). Thus the spin fluctuations near $(\pi, 0)$ is also not enhanced by the gauge interaction. This may explain why it is so hard to observe any spin fluctuations near $(\pi, 0)$ in experiments.

$S_s(\mathbf{x})$ is found to have a non-zero anomalous dimension. The spin correlation near $\mathbf{q} = (\pi, \pi)$ is found to be $1/r^{4-2\alpha}$ with

$$\alpha = \frac{32}{3\pi^2 N} \quad (144)$$

In the ω - \mathbf{k} space, the imaginary part of the spin susceptibility near (π, π) is given by

$$\begin{aligned} \text{Im} \chi(\omega, \mathbf{q}) &\equiv \text{Im} \langle S^+(\omega, \mathbf{q} + \mathbf{Q}) S^-(-\omega, -\mathbf{q} + \mathbf{Q}) \rangle \\ &= \frac{C_s}{2} \sin(2\alpha\pi) \Gamma(2\alpha - 2) \Theta(\omega^2 - \mathbf{q}^2) (\omega^2 - \mathbf{q}^2)^{1/2-\alpha} \end{aligned} \quad (145)$$

where C_s is a constant depending on the physics at the lattice scale.

From eq. (145) it is clear that the gauge fluctuations have reduced the mean-field exponent. If we boldly set $N = 2$ which is the physically relevant case we find $\alpha = 0.54 > 1/2$ which signals the divergence of $\chi(\omega = 0, \mathbf{q} = 0)$. Thus, after including the gauge fluctuations, the (π, π) spin fluctuations are enhanced in the sFL phase despite the pseudo-gap. In Fig. 24, we plot the imaginary part of the spin susceptibility at (π, π) . The ω dependence of the spin susceptibility at (π, π) is similar to the one from a nested Fermi surface.

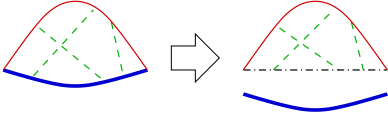


FIG. 25 The thick line represents the boson world line, the thin line represents the fermion world line, and the dash line represent the gauge interaction. The dash-dot line is the straight return path. The $U(1)$ gauge interaction is caused by the extra phase term $e^{i\oint d\mathbf{x}\cdot\mathbf{a}}$ due to the $U(1)$ flux through the loop formed by the boson and the fermion world lines. Such flux can be approximated by the flux through the loop formed by the fermion world line and the straight return path.

The enhancement of the staggered spin correlation follows the trend found in Gutzwiller projection of the staggered flux (or equivalently the d -wave pairing) state. Ivanov, 2000 and Paramakanti *et al.*, 2004b reports a power law decay of the equal time staggered spin correlation function as $r^{-\nu}$ where $\nu = 1.5$ for the undoped case and $\nu = 2.5$ for 5% doping, which are considerably slower than the r^{-4} behavior before projection.

We remark that with doping, Lorentz invariance is broken by the presence of bosons. In this case the Fermi velocity receives an logarithmic correction which enhances the specific heat γ coefficient and the uniform susceptibility (Kim *et al.*, 1997).

E. Electron spectral function

One of the striking properties of the high T_c superconductor is the appearance of the pseudo-gap in electron spectral function for underdoped samples, even in the non-superconducting state. To understand this property within the $SU(2)$ slave-boson theory, we like to calculate the physical electron Green function. Since the non-superconducting state for small x is described by the sfL phase in the $SU(2)$ slave-boson theory, so we need to calculate the electron Green function in the sfL phase.

1. Single hole spectrum

The electron Green's function is given by

$$G_e(\mathbf{x}) = \langle h^\dagger(\mathbf{x})\psi(\mathbf{x})h(0)\psi^\dagger(0) \rangle$$

If we ignore the gauge interactions between the bosons and the fermions, the electron Green's function can be written as

$$G_{e0} = \langle h^\dagger h \rangle_0 \langle \psi \psi^\dagger \rangle_0$$

where the subscript 0 indicates that we ignore the gauge fluctuations when calculating $\langle \dots \rangle_0$.

The effect of the $U(1)$ gauge fluctuations is an extra phase term $e^{i\oint d\mathbf{x}\cdot\mathbf{a}}$ determined by the $U(1)$ flux through the loop formed by the boson and the fermion world lines

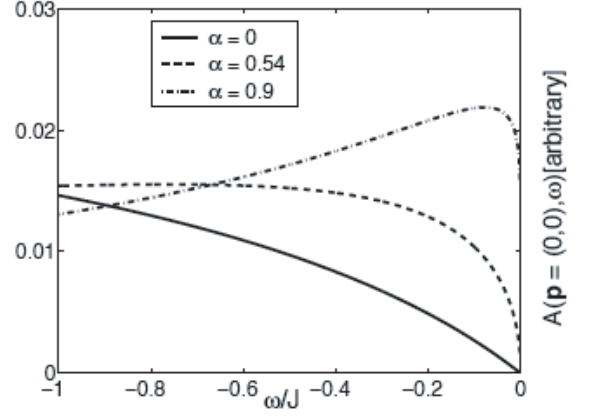


FIG. 26 The single hole spectral function at $(\frac{\pi}{2}, \frac{\pi}{2})$. Increasing α corresponds to increasing attraction between fermion and boson due to gauge field fluctuations. (from Rantner and Wen, 2001b)

(see Fig. 25). Since the fermion has a linear dispersion relation, the area between the boson and the fermion world lines is of order $|\mathbf{x}|^2$, where $|\mathbf{x}|$ is the separation between the two points of the Green's function. Such an area is about the same as the area between the fermion world line and the straight return path (see Fig. 25). So we may approximate the effect of $U(1)$ gauge fluctuations as the effect caused by the $U(1)$ flux through the fermion world line and the straight return path (Rantner and Wen, 2001b). This corresponds to approximate the electron Green's function as

$$G_e(\mathbf{x}) = \langle h^\dagger(\mathbf{x})h(0) \rangle_0 \langle \psi(\mathbf{x})\psi^\dagger(0) e^{i\int_0^\mathbf{x} d\mathbf{x}\cdot\mathbf{a}} \rangle$$

where $\int_0^\mathbf{x} d\mathbf{x}$ is the integration along the straight return path and $\langle \dots \rangle$ includes integrating out the gauge fluctuations.

First, let us consider the fermion Green's function. At the leading order of a large- N approximation, it was found that (Rantner and Wen, 2001a,b)⁹

$$\langle \psi(\mathbf{x})\psi^\dagger(0) e^{i\int_0^\mathbf{x} d\mathbf{x}\cdot\mathbf{a}} \rangle \propto (\mathbf{x}^2)^{-(2-\alpha)/2}. \quad (146)$$

where α is given in eq. (144). We note that the above becomes the Green's function for free massless Dirac

⁹ Note that the usual fermion Green's function $\langle \psi(\mathbf{x})\psi^\dagger(0) \rangle$ is not gauge invariant. As a result, the Green's function is not well defined and depends on the choices of gauge-fixing conditions (Franz and Tesanovic, 2001; Franz *et al.*, 2002; Khvashchenko, 2002; Ye, 2002). If one incorrectly identifies $\langle \psi(\mathbf{x})\psi^\dagger(0) \rangle$ as the electron Green's function, then the electron Green's function will have different decay exponents for different gauge-fixing conditions. In contrast, the combination $\langle \psi(\mathbf{x})\psi^\dagger(0) e^{i\int_0^\mathbf{x} d\mathbf{x}\cdot\mathbf{a}} \rangle$ is gauge invariant and well defined. The resulting electron Green's function does not depend on gauge-fixing conditions.

fermion when $\alpha = 0$. The finite α is the effect of gauge fluctuations.

For a single hole, the boson Green's function is simply that of a classical particle. The electron Green's function $G_e(\mathbf{r}, \tau)$ is readily calculated using eq. (146) and its Fourier transform yields the electron spectral function. The result at the nodal position $(\frac{\pi}{2}, \frac{\pi}{2})$ is shown in Fig. (26). The $\alpha = 0$ curve is the result without gauge fluctuation. It is the convolution of the fermion and Bose spectra and is extremely broad. The gauge field leads to an effective attraction between the fermion and boson in order to minimize the gauge flux enclosed by the fermion on boson vortex lines as shown in Fig. (25). The result is a piling up of a spectral weight at low energy with increasing α . Still, the one-hole spectrum remains incoherent, as is appropriate for a deconfined $U(1)$ spin liquid state. This calculation can be extended to finite hole density, which requires making certain assumptions about the boson Green's function (Rantner and Wen, 2001b; Franz and Tesanovic, 2001). Under certain conditions they obtain power-like type spectral functions similar to those of the Luttinger liquid.

2. Finite hole density: pseudo-gap and Fermi arcs

Here we will consider the mean-field electron Green's function G_0 at finite doping. Using the expression of c_α in eq. (131), the mean-field electron Green's function is given by the product of the fermion and boson Green functions. So the electron spectral function is a convolution of the boson spectral function and the fermion spectral function.

Let us consider a region of the pseudogap above T_c but at a temperature which is not too high. The boson can be considered nearly condensed. The boson spectral function contain a sharp peak at $\omega = 0$ and $\mathbf{k} = 0$ and $\mathbf{k} = (\pi, \pi)$. The weight of the peak is of order x and the width is of order T . At high energies, the boson Green function is given by the single-boson Green function G_b^s as if no other bosons are present. So the boson spectral function also contain a broad background which extends the whole band width of the boson band. The resulting mean-field electron Green function has a form (Wen and Lee, 1996; Lee *et al.*, 1998)

$$G_0 = \frac{x}{2} \left(\frac{u_{\mathbf{k}}^2}{\omega - E_f} + \frac{v_{\mathbf{k}}^2}{\omega + E_f} \right) + G_{in} \quad (147)$$

where u and v are the coherent factors:

$$u_{\mathbf{k}} = \sqrt{\frac{E_f + \epsilon_f}{2E_f}} \text{sgn}(\eta_f),$$

$$v_{\mathbf{k}} = \sqrt{\frac{E_f - \epsilon_f}{2E_f}}.$$

The second term G_{in} gives rise to a broad background in the electron. It comes from the convolution of the



FIG. 27 A diagram for renormalized electron Green function. The solid (dash) line is the fermion (boson) propagator.

background part of the boson spectral function and the fermion spectral function. The first term is the coherent part since its imaginary part is a peak of width T , which is approximated by a δ -function here. The quasiparticle dispersion is given by $\pm E_f$. The peak in the electron spectral function crosses zero energy at four points at $\mathbf{k} = (\pm\frac{\pi}{2}, \pm\frac{\pi}{2})$. Thus the mean-field sFL phase has four Fermi points. Also, in the sFL phase, $\text{Im}G_{in}$ is non-zero only for $\omega < 0$ and contributes $1/2$ to a total spectral weight which is $(1+x)/2$.

From the dispersion relation of the peak $\omega = E_f(\mathbf{k})$ and the fact that $\text{Im}G_{in} \approx 0$ when $\omega < -E_f(\mathbf{k})$, we find that the electron spectral function contain the gap of order Δ at $(0, \pi)$ and $(\pi, 0)$ even in the non-superconducting state. So the mean-field electron spectral function of the $SU(2)$ slave-boson theory can explain the pseudo-gap in the underdoped samples. However, if we examine the mean-field electron spectral function more closely, we see that the Fermi surface of the quasiparticles is just four isolated points $(\pm\pi/2, \pm\pi/2)$. This property does not agree with experiments.

In reality there is a strong attraction between the boson and the fermions due to the fluctuation around the mean-field state. The dominant effect comes from the gauge fluctuations which attempt to bind the bosons and the fermions into electrons. This corresponds to an effective attraction between the bosons and the fermions. In the case of a single hole, the interaction with gauge fields can be treated as discussed in the last section. Here we proceed more phenomenologically. One way to include this effect is to use the diagram in Fig. 27 to approximate the electron Green function, which corresponds to an effective short range interaction of form

$$-\frac{V}{2}(\psi^\dagger h)(h^\dagger \psi) = -Vc^\dagger c \quad (148)$$

with $V < 0$. We get

$$G = \frac{1}{(G_0)^{-1} + V} \quad (149)$$

The first contribution to V come from the fluctuations of a_0^ℓ which induces the following interaction between the fermions and the bosons:

$$\psi^\dagger \boldsymbol{\tau} \psi \cdot h^\dagger \boldsymbol{\tau} h \quad (150)$$

The second one (whose importance was pointed out by Laughlin, 1995) is the fluctuations of $|\chi_{ij}|$ which induces

$$-t(\psi^\dagger h)_j (h^\dagger \psi)_i = -2tc_j^\dagger c_i \quad (151)$$

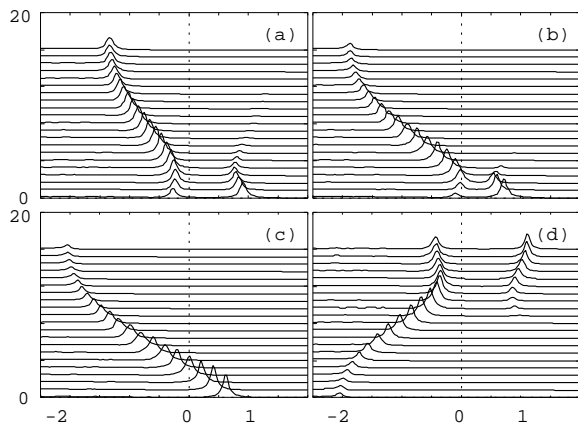


FIG. 28 The electron spectral function for, from top down, (a) $k = (-\pi/4, \pi/4) \rightarrow (\pi/4, 3\pi/4)$, (b) $k = (-\pi/8, \pi/8) \rightarrow (3\pi/8, 5\pi/8)$, (c) $k = (0, 0) \rightarrow (\pi/2, \pi/2)$, and (d) $k = (0, \pi) \rightarrow (0, 0)$. We have chosen $J = 1$. The paths of the four momentum scans are shown in Fig. 29.

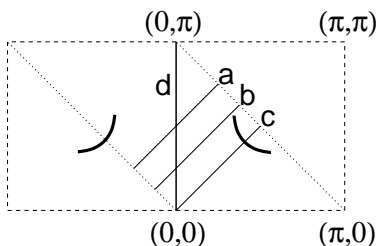


FIG. 29 The solid line a, b, c, and d are paths of the four momentum scans in Fig. 28. The solid curves are schematic representation of the Fermi segments where the quasiparticle peak crosses the zero energy.

This is nothing but the original hopping term. We expect the coefficient t to be reduced due to screening, but in the following we adopt the form

$$V(\mathbf{k}) = U + 2t(\cos k_x + \cos k_y) \quad (152)$$

for V in eq. (149). In Fig. 28 and 30 we plot the electron spectral function calculated from eq. (149) (Wen and Lee, 1996; Lee *et al.*, 1998).

We have chosen $t = 2J$, $\chi = 1$, $\Delta/\chi = 0.4$, $x = 0.1$, and $T = 0.1J$. The value of U is determined from requiring the renormalized electron Green function to satisfies the sum rule

$$\int_0^\infty \frac{d\omega}{2\pi} \int \frac{d^2k}{(2\pi)^2} \text{Im}G = x \quad (153)$$

We find that the gap near $(0, \pm\pi)$ and $(\pm\pi, 0)$ survives the binding potential $V(\mathbf{k})$. However spectral functions near $(\pm\frac{\pi}{2}, \pm\frac{\pi}{2})$ are modified. The Fermi point at $(\frac{\pi}{2}, \frac{\pi}{2})$ for the mean field electron Green function G_0 is stretched into a Fermi segment as shown in Fig. 29. As we approach the uRBV phase, Δ decreases and the Fermi arcs are elongated. Eventually the arcs join together to form a large closed Fermi surface.

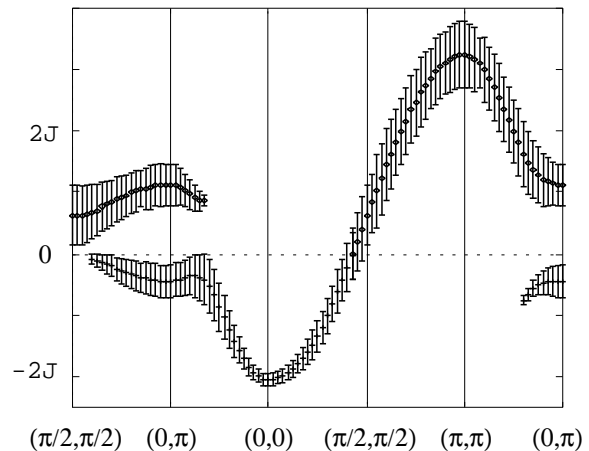


FIG. 30 The points describe the dispersion of the quasi-particle peaks for the s-flux liquid phase in Fig. 30. The vertical bars are proportional to the peak values of $\text{Im}G_U$ which are proportional to the quasi-particle weight.

While the phenomenological binding picture successfully produces Fermi arcs, the results are not as satisfactory for the anti-nodal points. While an energy gap is produced near $(0, \pi)$, the theory gives a rather sharp structure at the gap and we see from Fig. 30 that the gap above and below the Fermi energy is not symmetric.

This exposed a serious weakness of the slave-boson gauge theory approach. With finite hole density, the bosons tend to condense at the mean field level. In reality the holes are strongly coupled to gauge fluctuations which tend to suppress the Bose condensation. While the fermions are also coupled to gauge fields, the Fermi statistics allow us to approach the problem perturbatively by introducing artificial expansion parameters such as $\frac{1}{N}$. In contrast, the problem of bosons coupled to gauge fields is much less understood. Furthermore the gauge fields mediate strong attraction between fermions and bosons and, in the case of $SU(2)$ theory, between b_1 and b_2 bosons which carry opposite gauge charges. In the phenomenological approach outlined above, the bosons are treated as almost condensed (*i.e.* a narrow peak in the spectral function is assumed) and bind with a fermion. The assumption of “almost Bose condensation” leads to sharp hole spectra at both the nodal and anti-nodal points and the latter disagrees with experiment. Furthermore it can be shown that the assumption of Bose condensation leads to a decoupling of the electron to the electromagnetic field, and as a result, the current carried by the quasiparticles $j = e \frac{dE_k(\mathbf{A})}{d\mathbf{A}}$ is strongly reduced from ev_F which disagrees with experiments (see IX.B).

Wen and Lee, 1998 took a first step towards addressing this problem by assuming that the binding between the bosons and the fermions and/or between the b_1 and b_2 bosons prevents single-boson condensation. The superconducting state characterized by $\langle cc \rangle \neq 0$ contains only boson pair condensation, *i.e.* $\langle b_1 b_2 \rangle \neq 0$ while $\langle b \rangle = 0$.

They show that with this assumption the quasiparticle current can be a finite fraction of ev_F , *i.e.* the α parameter in eq. (6) does not have to go as x . The competition between fermion-boson binding, boson-boson binding and Bose condensation is a complicated problem which is still poorly understood at present.

STM experiment reveals a rather broad structure for both particle and hole excitations (Hanaguri *et al.*, 2004) and ARPES measurements, which can measure only the occupied states, show a reduction of the density of states over a broad energy range (Ronning *et al.*, 2003). These lineshapes are more reminiscent of those shown in Fig. 26 for intermediate α . It appears that the assumption of almost Bose condensation and simple binding via a short range potential do not capture the subtlety of gauge fluctuation effects near $(0, \pi)$ where fermions and bosons appear to be closer to being deconfined. This dichotomy between nodal and anti-nodal electronic structure is an important issue which remains open for further theoretical work.

F. Stability of algebraic spin liquids

The sfl mean-field ansatz leads to an gapless spin liquid. We will call this the $U(1)$ spin liquid, and it is an example of a class which we call algebraic spin liquid (ASL) since all the spin correlations have algebraic decay. We would like to stress that the ASL is a phase of matter, not a critical point at a phase transition between two phases.

ASL has a striking property: its low energy excitations interact with each other even down to zero energy. This can be seen from the correlation functions at low energies which always contain branch cut without any poles. The lack of poles implies that we cannot use free bosonic or free fermionic quasiparticles to describe the low energy excitations. For all other commonly known gapless states, such as solids, superfluids, Fermi liquids, *etc.*, the gapless excitations are always described by free bosons or free fermions. The only exception is the 1D Luttinger liquid. Thus the ASL can be viewed as an example of Luttinger liquids beyond one dimension.

We know that interactions tend to open up energy gaps. From this point of view, one might have thought that the only self-consistent gapless excitations are the ones described by free quasiparticles. Knowing the gapless excitations in the ASL interact down to zero energy, we may wonder does ASL really exist? Have we overlooked some effects which open up energy gap and make ASL unstable?

Indeed, in the above calculation, we have overlooked two effects. Both of them can potentially destabilize the ASL. First, the self-energy in Fig. 23A,B, contains a cut-off dependent term which gives the fermion Ψ a cut-off dependent mass $m(\Lambda)\bar{\Psi}\Psi$. In the above calculation, we have dropped such a term. If such a cut-off-dependent term was kept, the fermions would gain a mass which

would destabilize the ASL.

Second, we have overlooked the effects of instantons described by the space-time monopoles of the $U(1)$ gauge field. After integrating out the massless fermions, the effective action of the $U(1)$ gauge field has a form eq. (128). Unlike the Maxwell term discussed in section IX.D, which produced a $1/r$ potential, in this case the interaction of the space-time monopoles is described by a $\log(r)$ potential. That is the action of the pair of space-time monopoles separated by a distance r is given by $C \log(r)$. Just like the Coulomb gas in 2D, if the coefficient C is larger than 6, then the instanton effect is an irrelevant perturbation and the inclusion of the instantons will not destabilize the ASL (Ioffe and Larkin, 1989). If the coefficient C is less than 6, then the instanton effect is a relevant perturbation and the inclusion of the instantons will destabilize the ASL.

Recently, it was argued in Herbut and Seradjah, 2003 and Herbut *et al.*, 2003 that the instanton effect always represent a relevant perturbation due to a screening effect of 3D Coulomb gas, regardless the value of C . This led to a conclusion in Herbut and Seradjah, 2003 that the ASL described by the sfl state does not exist. The easiest way to understand the screening effect of the 3D Coulomb gas is to note that the partition function of the Coulomb gas can be written as a path integral

$$\begin{aligned} & \int \prod d^3 \mathbf{x}_i e^{-C \sum q_i q_j \log |\mathbf{x}_i - \mathbf{x}_j|} \\ &= \int \mathcal{D}\phi e^{-\int d^3 \mathbf{x} \frac{2\pi}{\epsilon} \partial\phi \sqrt{-\partial^2} \partial\phi - g \cos(\phi)} \end{aligned} \quad (154)$$

If we integrate out short distance fluctuations of ϕ , a counter term $K(\partial\phi)^2$ can be generated. The counter term changes the long distance interaction of the space-time monopoles from $\log(r)$ to $1/r$. The space-time monopoles with $1/r$ interaction always represent a relevant perturbation, which will destabilize the ASL. Physically, the change of the interaction from $\log(r)$ to $1/r$ is due to the screening effect of monopole-anti-monopole pairs. Thus the counter term $K(\partial\phi)^2$ represents the screening effect.

The issue of the stability of the ASL has been examined by Wen, 2002b, Rantner and Wen, 2002 and more carefully by Hermele *et al.*, 2004 using an argument based on PSG. They came to the conclusion that the $U(1)$ spin liquid is stable for large enough N , if the $SU(2)$ spin symmetry is generalized to $SU(N)$. They showed that there is no relevant operator which can destabilize the deconfined fixed point which consists of $2N$ two-component Dirac fermions coupled to *noncompact* $U(1)$ gauge fields, for N sufficiently large. Hermele *et al.*, 2004 also pointed out the fallacy of the monopole screening argument. We summarize some of the salient points below.

The operators which perturb the noncompact fixed point can be classified into two types, those which preserve the flux and those which change the flux by 2π . The latter are instanton creation operators which restore the compactness of the gauge field. Among the first type

there are four fermion terms which are readily seen to be irrelevant, but as mentioned earlier, the dangerous term is the quadratic fermion mass term. The important point is that the mass terms are forbidden by the special symmetry described by PSG. The discrete symmetry (such as translation and rotation) of the sFL state defined on the lattice imposes certain symmetry on the continuum Dirac field which forbids the mass term. Another way of seeing this is that after integrating out the short distance fluctuations, if a mass term is generated it can be described in the lattice model as a deformation of the mean-field ansatz δU_{ij} . Since the short distance fluctuations are perturbative in nature, the deformation δU_{ij} cannot change the symmetry of the ansatz \bar{U}_{ij} that describe the ground state, *i.e.* if \bar{U}_{ij} is invariant under a PSG, δU_{ij} must be invariant under the same PSG. One can show that for all the possible deformations that are invariant under the sFL PSG described by eq. (117), none of them can generate the mass term for the fermions. Thus the masslessness of the fermions are protected by the sFL PSG.

As for the second type of operators which change the flux, Hermele *et al.*, 2004 appeal to a result in conformal field theory which relates the scaling dimension of such operators to the eigenvalues of states on a sphere with a magnetic flux through the surface (Borokhov *et al.*, 2002). This is easily bound by the ground state energy of $2N$ component Dirac fermions on the sphere which clearly scale as N . Thus the creation of instantons is also irrelevant for sufficiently large N .

As far as the monopole screening argument goes, the fallacy is that in that argument the fermions are first integrated out completely in order to derive an effective action for the field ϕ shown in eq. 154. Then renormalization group arguments generate a $K(\partial\phi)^2$ term. However implicit in this procedure is the assumption that the fermions are rapidly varying variables compared with the monopoles. The fact that the fermions are gapless makes this procedure unreliable. (One could say that the screening argument implicitly assumes mass generation for the fermions.) A better approach is to renormalize the monopoles and the fermions on the same footing, *i.e.* let the infrared cutoff length scale for the fermion (L_f) and the monopoles (L_m) to approach infinity with a fixed ratio, e.g. $L_f/L_m = 1$. In this case integrating out the fermions down to scale L_f will produce an effective action for the $U(1)$ gauge field of the form

$$\frac{g(L_f)}{16\pi} f_{\mu\nu} f^{\mu\nu}$$

where the running coupling constant $g(L_f) \sim L_f$. This in turn generates an interaction between two monopoles separated by a distance r which is of order $g(L_f)/r$. To calculate such an interaction, we should integrate out all the fermions with wavelength less than r . We find the interaction to be $\frac{g(r)}{r} \sim r^0$, indicating a logarithmic interaction between monopoles. Thus the logarithmic in-

teraction is constantly being rejuvenated and cannot be screened. This can be cast into a normalization group language and we can see that the flow equation for the coupling constant g is modified from the form used by (Herbut and Seradjah, 2003). The extra term leads to the conclusion that the instanton fugacity scales to zero and the instanton becomes irrelevant for N larger than a certain critical value.

To summarize, the ASL derived from the sFL ansatz contain a quantum order characterized by the sFL PSG eq. (117). The sFL PSG forbids the mass term of the fermions. To capture such an effect, we *must* drop the mass term in the self-energy in our calculation in the continuum model (Rantner and Wen, 2002). Ignoring the mass term is a way to include the effects of PSG into the continuum model. Similarly, we must ignore the screening effect described by the $K(\partial\phi)^2$ term when we consider instantons. We are then assured that instanton effects are irrelevant in the large N limits. So the ASL exists and is stable at least in the large N limit. The interacting gapless excitations in the ASL are protected by the sFL PSG. It is well known that the symmetry can protect gapless Nambu-Goldstone modes. The above example shows that the PSG and the associated quantum order can also protect gapless excitations (Rantner and Wen, 2002; Wen, 2002b; Wen and Zee, 2002).

XII. APPLICATION OF GAUGE THEORY TO THE HIGH T_c SUPERCONDUCTIVITY PROBLEM

Now we summarize how the gauge theory concepts we have described may be applied to the high T_c problem. The central observation is that high T_c superconductivity emerges upon doping a Mott insulator. The antiferromagnetic order of the Mott insulator disappears rather rapidly and is replaced by the superconducting ground state. The “normal” state above the superconducting transition temperature exhibits many unusual properties which we refer to as pseudogap behavior. How does one describe the simultaneous suppression of Néel order and the emergence of the pseudogap and the superconductor from the Mott insulator? The approach we take is to first understand the nature of a possible nonmagnetic Mott state at zero doping, the spin liquid state, which naturally becomes a singlet superconductor when doped. This is the central idea behind the RVB proposal (Anderson, 1987) and is summarized in Fig. 31. The idea is that doping effectively frustrates the Néel order so that the system is pushed across the transition where the Néel order is lost. In the real system the loss of Néel order may proceed through complicated states, such as incommensurate charge and spin order, stripes or inhomogeneous charge segregation (Carlson *et al.*, 2003). However, in this direct approach the connection with superconductivity is not at all clear. Instead it is conceptually useful to arrive at the superconducting state via a different path, starting from a spin liquid state. Recently, Senthil and

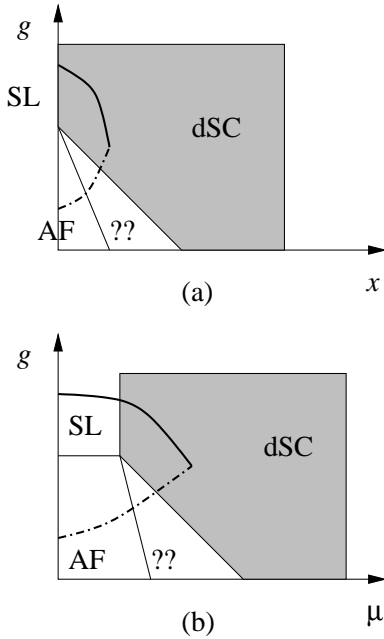


FIG. 31 a) Schematic zero temperature phase diagram showing the route between the antiferromagnetic Mott insulator and the d -wave superconductor. The vertical axis is labeled by a parameter g which may be taken as a measure of the frustration in the interaction between the spins in the Mott insulator. AF represents the antiferromagnetically ordered state. SL is a spin liquid insulator that could potentially be reached by increasing the frustration. The path taken by the cuprate materials as a function of doping x is shown in a thick dashed-dot line. The question marks represent regions where the physics is not clear at present. Doping the spin liquid naturally leads to the dSC state. The idea behind the spin liquid approach is to regard the superconducting system at non-zero x as resulting from doping the spin liquid as shown in the solid line, though this is not the path actually taken by the material. b) Same as in Fig. 31(a) but as a function of chemical potential rather than hole doping.

Lee, 2004 have elaborated upon this point of view which we summarize below.

A. Spin liquid, quantum critical point and the pseudogap

It is instructive to consider the phase diagram as a function of the chemical potential rather than the hole doping as shown in Fig. 31(b).

Consider any spin liquid Mott state that when doped leads to a d -wave superconductor. As a function of chemical potential, there will then be a zero temperature phase transition where the holes first enter the system. For concreteness we will simply refer to this as the Mott transition. The associated quantum critical fixed point will control the physics in a finite non-zero range of parameters. The various crossovers expected near such transitions are well-known and are shown in Fig. 32.

Sufficiently close to this zero temperature critical point

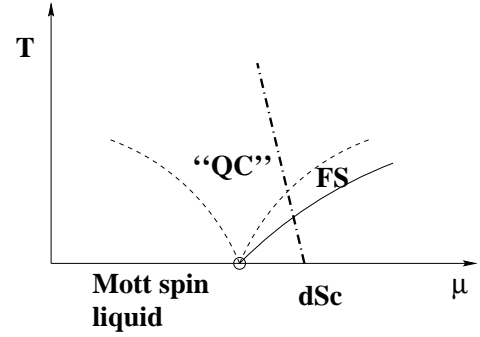


FIG. 32 Schematic phase diagram for a doping induced Mott transition between a spin liquid insulator and a d -wave superconductor. The bold dot-dashed line is the path taken by a system at hole density x that has a superconducting ground state. The region marked FS represents the fluctuation regime of the superconducting transition. The region marked QC is the quantum critical region associated with the Mott critical point. This region may be identified with the high temperature pseudogap phase in the experiments.

many aspects of the physics will be universal. The regime in which such universal behavior is observed will be limited by ‘cut-offs’ determined by microscopic parameters. In particular we may expect that the cutoff scale is provided by an energy of a fraction of J (the exchange energy for the spins in the Mott insulator). We note that this corresponds to a reasonably high temperature scale.

Now consider an underdoped cuprate material at fixed doping x . Upon increasing the temperature this will follow a path in Fig.32 that is shown schematically. The properties of the system along this path may be usefully discussed in terms of the various crossover regimes. In particular it is clear that the ‘normal’ state above the superconducting transition is to be understood directly as the finite temperature ‘quantum critical’ region associated with the Mott transition. Empirically this region corresponds to the pseudogap regime. Thus our assertion is that the pseudogap regime is controlled by the unstable zero temperature fixed point associated with the (Mott) transition to a Mott insulator.

What are the candidates for the spin liquid phase? There have been several proposals in the literature. One proposal is the dimer phase (Sachdev, 2003). Strictly speaking, this is a valence bond solid and not a spin liquid: it is a singlet state which breaks translational symmetry. It has been shown by Read and Sachdev, 1990 that within the large N Schwinger boson approach the dimer phase emerges upon disordering the Néel state. Sachdev and collaborators have shown that doping the dimer state produces a d -wave superconductor (Vojta and Sachdev, 1999). However, such a superconductor also inherits the dimer order and has a full gap to spin excitations, at least for low doping. As we have seen in this review, there are strong empirical evidence for gapless nodal quasiparticles in the superconducting state. In our view, it is more natural to start with translation

invariant spin liquid states which produce d -wave superconductors with nodal quasiparticles when doped.

We see from Section X that the spin liquid states are rather exotic beasts in that their excitations are conveniently described in terms of fractionalized spin 1/2 “spinon” degrees of freedom. We discussed in Section X.G that spin liquids are characterized by their low energy gauge group. Among spin liquids with nodal fermionic spinons, two versions, the Z_2 and the $U(1)$ spin liquids have been proposed. The Z_2 gauge theory was advocated by (Senthil and Fisher, 2000). It can be considered as growing out of the fermion pairing phase of the $U(1)$ mean field phase diagram shown in Fig. 21. The pairing of fermions $\Delta_{ij} = \langle f_{i\uparrow} f_{i\downarrow} - f_{i\downarrow} f_{i\uparrow} \rangle$ breaks the $U(1)$ gauge symmetry down to Z_2 , *i.e.* only $f \rightarrow -f$ remains unbroken. One feature of this theory is that in the superconducting state hc/e vortices tend to have lower energy than $hc/2e$ vortices, particularly at low doping. We saw in section IX.C that $hc/2e$ vortices involve suppression of the pairing amplitude $|\Delta_{ij}|$ at the center and cost a large energy of order J . On the other hand, one can form an hc/e vortex by winding the boson phase by 2π , leaving the fermion pairing intact inside the core. Another way of describing this from the point of view of Z_2 gauge theory is that the $hc/2e$ vortex necessarily involves the presence of a Z_2 gauge flux (called a vison by Senthil and Fisher) in its core. The finite energy cost of the Z_2 flux dominates in the low doping limit and raises the energy of the $hc/2e$ vortices. Experimental proposals were made (Senthil and Fisher, 2001b) to provide for a critical test of such a theory by detecting the vison excitation or by indirectly looking for signatures of stable hc/e vortices. To date, all such experiments have yielded negative results and provided fairly tight bounds on the vison energy (Bonn *et al.*, 2001).

We are then left with the $U(1)$ spin liquid as the final candidate. The mean field basis of this state is the staggered flux liquid state of the $SU(2)$ mean field phase diagram (Fig. 22). The low energy theory of this state consists of fermions with massless Dirac spectra (nodal quasiparticles) interacting with a $U(1)$ gauge field. Note that this $U(1)$ gauge field refers to the low energy gauge group and is not to be confused with the $U(1)$ gauge theory in section IX, which refers to the high energy gauge group, in the nomenclature of section X.G. This theory was treated in some detail in Section XI. This state has enhanced (π, π) spin fluctuations but no long range Néel order, and the ground states becomes a d -wave superconductor when doped with holes. As we shall see, a low energy $hc/2e$ vortex can be constructed, thus overcoming a key difficulty of the Z_2 gauge theory. Furthermore, an objection in the literature about the stability of the $U(1)$ spin liquid has been overcome, at least for sufficiently large N (see section IX.F) It has also been argued by Senthil and Lee, 2004 that even if the physical spin 1/2 case does not possess a stable $U(1)$ liquid phase, it can exist as a critical state separating the Néel phase from a Z_2 spin liquid and may still have the desired property

of dominating the physics of the pseudogap and the superconducting states. An example of deconfinement appearing at the critical point between two ordered phases is recently pointed out by (Senthil *et al.*, 2004).

In the next section we shall further explore the properties of the $U(1)$ spin liquid upon doping. We approach the problem from the low temperature limit and work our way up in temperature. This regime is conveniently described by a nonlinear σ -model effective theory.

B. σ -model effective theory and new collective modes in the superconducting state

Here we attempt to reduce the large number of degrees of freedom in the partition function in eq. (132) to the few which dominate the low energy physics. We shall ignore the amplitude fluctuations in the fermionic degree of freedom which are gapped on the scale of J . The bosons tend to Bose condense. We shall ignore the amplitude fluctuation and assume that its phase is slowly varying on the fermionic scale, which is given by $\xi = \epsilon_F/\Delta$ in space. In this case we can have an effective field theory (σ -model) description where the local boson phases are the slow variables and the fermionic degrees of freedom are assumed to follow them. We begin by picking a mean field representation $U_{ij}^{(0)}$. The choice of the staggered flux state U_{ij}^{SF} given by eq. (136) is most convenient because U_{ij}^{SF} commutes with τ^3 , making explicit the residual $U(1)$ gauge symmetry which corresponds to a τ^3 rotation. Thus we choose $U_{ij}^{(0)} = U_{ij}^{SF} e^{ia_{ij}^3 \tau^3}$ and replace the integral over U_{ij} by an integral over the gauge field a_{ij}^3 . It should be noted that any $U_{ij}^{(0)}$ which are related by $SU(2)$ gauge transformation will give the same result. At the mean field level, the bosons form a band with minima at Q_0 . Writing $h = \tilde{h} e^{iQ_0 \cdot r}$, we expect \tilde{h} to be slowly varying in space and time. We transform to the radial gauge, *i.e.* we write

$$\tilde{h}_i = g_i \begin{pmatrix} b_i \\ 0 \end{pmatrix}, \quad (155)$$

where b_i can be taken as real and positive and g_i is an $SU(2)$ matrix parametrized by

$$g_i = \begin{pmatrix} z_{i1} & -z_{i2}^* \\ z_{i2} & z_{i1}^* \end{pmatrix} \quad (156)$$

where

$$z_{i1} = e^{i\alpha_i} e^{-i\frac{\phi_i}{2}} \cos \frac{\theta_i}{2} \quad (157)$$

and

$$z_{i2} = e^{i\alpha_i} e^{i\frac{\phi_i}{2}} \sin \frac{\theta_i}{2}. \quad (158)$$

We ignore the boson amplitude fluctuation and replace b_i by a constant b_0 .

An important feature of eq. (132) is that L_2 is invariant under the $SU(2)$ gauge transformation

$$\tilde{h}_i = g_i^\dagger h_i \quad (159)$$

$$\tilde{\psi}_i = g_i^\dagger \psi_i \quad (160)$$

$$\tilde{U}_{ij} = g_i^\dagger U_{ij}^{(0)} g_j \quad (161)$$

and

$$\tilde{a}_{0i}^\ell \tau^\ell = g^\dagger a_{0i}^\ell \tau^\ell g - g (\partial_\tau g^\dagger) \quad (162)$$

Starting from eq. (132) and making the above gauge transformation, the partition function is integrated over g_i instead of h_i and the Lagrangian takes the form

$$\begin{aligned} L'_2 = & \frac{\tilde{J}}{2} \sum_{\langle ij \rangle} \text{Tr} \left(\tilde{U}_{ij}^\dagger \tilde{U}_{ij} \right) + \tilde{J} \sum_{\langle ij \rangle} \psi_i^\dagger \tilde{U}_{ij} \psi_j + c.c. \\ & + \sum_i \psi_i^\dagger (\partial_\tau - i a_{0i}^\ell \tau^\ell) \psi_i + \sum_i (-i a_{0i}^3 + \mu_B) b_0^2 \\ & - \sum_{ij, \sigma} \tilde{t}_{ij} b_0^2 f_{j\sigma}^\dagger f_{i\sigma} \end{aligned} \quad (163)$$

We have removed the tilde from $\tilde{\psi}_{i\sigma}$, $\tilde{f}_{i\sigma}$, \tilde{a}_0^ℓ because these are integration variables and $\tilde{t}_{ij} = t_{ij}/2$. Note that g_i appears only in \tilde{U}_{ij} . For every configuration $\{g_i(\tau), a_{ij}^3(\tau)\}$ we can, in principle, integrate out the fermions and a_0^ℓ to obtain an energy functional. This will constitute the σ -model description. In practice, we can make the slowly varying g_i approximation and solve the local mean field equation for a_{0i}^ℓ . This is the approach taken by Lee *et al.*, 1998. Note that since $\{g_i\}$ appears only in the fermionic Lagrangian via \tilde{U}_{ij} in eq. (163), the resulting energy functional is entirely fermionic in origin, and no longer has any bosonic contribution.

The σ -model depends on $\{g_i(\tau), a_{ij}^3(\tau)\}$, *i.e.* it is characterized by α_i , θ_i , ϕ_i and the gauge field a_{ij}^3 . α_i is the familiar overall phase of the electron operator which becomes half of the pairing phase in the superconducting state. To help visualize the remaining dependence of freedom, it is useful to introduce the local quantization axis

$$\mathbf{I}_i = z_i^\dagger \boldsymbol{\tau} z_i = (\sin \theta_i \cos \phi_i, \sin \theta_i \sin \phi_i, \cos \theta_i) \quad (164)$$

Note that \mathbf{I}_i is independent of the overall phase α_i , which is the phase of the physical electron operator. Then different orientations of \mathbf{I} represent different mean field states in the $U(1)$ mean field theory. This is shown in Fig. 33. For example, \mathbf{I} pointing to the north pole corresponds to $g_i = I$ and the staggered flux state. This state has $a_0^3 \neq 0$, $a_0^1 = a_0^2 = 0$ and has small Fermi pockets. It also has orbital staggered currents around the plaquettes. \mathbf{I} pointing to the south pole corresponds to the degenerate staggered flux state whose staggered pattern is shifted by one unit cell. On the other hand, when \mathbf{I} is in the equator, it corresponds to a d -wave superconductor. Note that the angle ϕ is a gauge degree of

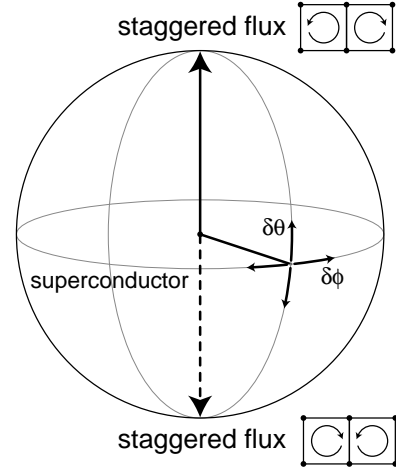


FIG. 33 The quantization axis \mathbf{I} in the $SU(2)$ gauge theory. The north and south poles correspond to the staggered flux phases with shifted orbital current patterns. All points on the equator are equivalent and correspond to the d -wave superconductor. In the superconducting state one particular direction is chosen on the equator. There are two important collective modes. The θ modes correspond to fluctuations in the polar angle $\delta\theta$ and the ϕ gauge mode to a spatially varying fluctuation in $\delta\phi$.

freedom and states with different ϕ anywhere along the equator are gauge equivalent. A general orientation of \mathbf{I} corresponds to some combination of d -SC and s -flux.

At zero doping, all orientations of \mathbf{I} are energetically the same. This symmetry is broken by doping, and the \mathbf{I} vector has a small preference to lie on the equator. At low temperature, there is a phase transition to a state where \mathbf{I} lies on the equator, *i.e.* the d -SC ground state. It is possible to carry out a small expansion about this state and work out explicitly the collective modes (Lee and Nagaosa, 2003). In an ordinary superconductor, there is a single complex order parameter Δ and we expect an amplitude mode and a phase mode. For a charged superconductor the phase mode is pushed up to the plasma frequency and one is left with the amplitude mode only. In the gauge theory we have in addition to Δ_{ij} the order parameter χ_{ij} . Thus it is natural to expect additional collective modes. From Fig. 33 we see that two modes are of special interest corresponding to small θ and ϕ fluctuations. Physically the θ mode corresponds to local fluctuations of the s -flux states which generate local orbital current fluctuations. These currents generate a small magnetic field (estimated to be ~ 10 gauss) which couples to neutrons. Lee and Nagaosa, 2003 predict a peak in the neutron scattering cross-section at (π, π) , at energy just below $2\Delta_0$, where Δ_0 is the maximum d -wave gap. This is *in addition* to the resonance mode discussed in section III.B which is purely spin fluctuation in origin. The orbital origin of this mode can be distinguished from the spin fluctuation by its distinct form factor (Hsu *et al.*, 1991; Chakravarty *et al.*, 2002a)

The ϕ mode is more subtle because ϕ is the phase of a

Higgs field, *i.e.* it is part of the gauge degree of freedom. It turns out to correspond to a relative oscillation of the *amplitudes* of χ_{ij} and Δ_{ij} and is again most prominent at (π, π) . Since $|\chi_{ij}|$ couples to the bond density fluctuation, inelastic Raman scattering is the tool of choice to study this mode, once the technology reaches the requisite 10 meV energy resolution. Lee and Nagaosa, 2003 point out that due to the special nature of the buckled layers in LSCO, this mode couples to photons and may show up as a transfer of spectral weight from a buckling phonon to a higher frequency peak. Such a peak was reported experimentally (Kuzmenko *et al.*, 2003), but it is apparently not unique to LSCO as the theory would predict, and hence its interpretation remains unclear at this point.

From Fig. 33 it is clear that the σ -model representation of the $SU(2)$ gauge theory is a useful way of parameterizing the myriad $U(1)$ mean field states which become almost degenerate for small doping. The low temperature $d - SC$ phase is the ordered phase of the σ -model, while in the high temperature limit we expect the \mathbf{I} vector to be disordered in space and time, to the point where the σ -mode approach fails and one crosses over to the $SU(2)$ mean field description. The disordered phase of the σ -model then corresponds to the pseudogap phase. How does this phase transition take place? It turns out that the destruction of superconducting order proceeds via the usual route of BKT proliferation of vortices. To see how this comes about in the σ -model description, we have to first understand the structure of vortices.

C. Vortex structure

The σ -model picture leads to a natural model for a low energy $hc/2e$ vortex Lee and Wen, 2001. It takes advantage of the existence of two kinds of bosons b_1 and b_2 with opposite gauge charges but the same coupling to electromagnetic fields. Far away from the vortex core, $|b_1| = |b_2|$ and b_1 has constant phase while b_2 winds its phase by 2π around the vortex. As the core is approached $|b_2|$ must vanish in order to avoid a divergent kinetic energy, as shown in Fig. 34(top). The quantization axis \mathbf{I} provides a nice way to visualize this structure [Fig. 34(bottom)]. It smoothly rotates to the north pole at the vortex core, indicating that at this level of approximation, the core consists of the staggered flux state. The azimuthal angle winds by 2π as we go around the vortex. It is important to remember that \mathbf{I} parameterizes only the internal gauge degrees of freedom θ and ϕ and the winding of ϕ by 2π is different from the usual winding of the overall phase α by π in an $hc/2e$ vortex. To better understand the phase winding we write down the following continuum model for the phase θ_1, θ_2 of b_1 and b_2 , valid far away from the core.

$$D = \int d^2x \frac{K}{2} \left[(\nabla\theta_1 - \mathbf{a} - \mathbf{A}) + (\nabla\theta_2 + \mathbf{a} - \mathbf{A}) \right]^2 + \dots \quad (165)$$

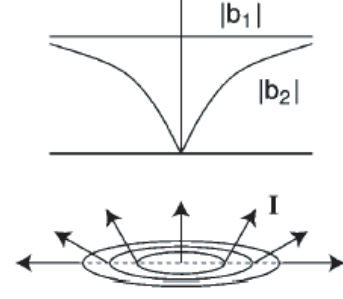


FIG. 34 Structure of the superconducting vortex. Top: b_1 is constant while b_2 vanishes at the center and its phase winds by 2π . Bottom: The isospin quantization axis points to the north pole at the center and rotates towards the equatorial plane as one moves out radially. The pattern is rotationally symmetric around the \hat{z} axis.

where \mathbf{a} stands for the continuum version of a_{ij}^3 in the last section, and \mathbf{A} is the electromagnetic field (e/c has been set to be unity). We now see that the $hc/2e$ vortex must contain a half integer vortex of the \mathbf{a} gauge flux with an opposite sign. Then θ_1 sees zero flux while θ_2 sees 2π flux, consistent with the windings chosen in Fig.34. This vortex structure has low energy for small x because the fermion degrees of freedom remain gapped in the core and one does not pay the fermionic energy of order J as in the $U(1)$ gauge theory. Physically, the above description takes advantage of the states with almost degenerate energies (in this case the staggered flux state) which is guaranteed by the $SU(2)$ symmetry near half filling. There is direct evidence from STM tunneling that the energy gap is preserved in the core (Maggio-Aprile *et al.*, 1995; Pan *et al.*, 2000). This is in contrast to theoretical expectations for conventional d -wave vortex cores, where a large resonance is expected to fill in the gap in the tunneling spectra (Wang and MacDonald, 1995).

We can clearly reverse the roles of b_1 and b_2 to produce another vortex configuration which is degenerate in energy. In this case \mathbf{I} in Fig. 34 points to the south pole. These configurations are sometimes referred to merons (half of a hedgehog) and the two halves can tunnel to each other via the appearance of instantons in space-time. The time scale of the tunneling event is difficult to estimate, but should be considerably less than J . Depending on the time scale, the orbital current of the staggered flux state in the core generates a physical staggered magnetic field which may be experimentally observable by NMR (almost static), μ SR (intermediate time scale) and neutron (short time scale). The experiment must be performed in a large magnetic field so that a significant fraction of the area consists of vortices and the signal of the staggered field should be proportional to H . A μ SR experiment on underdoped YBCO has detected such a field dependent signal with a local field of ± 18 gauss (Miller *et al.*, 2002). However μ SR is not able to determine whether the field

has an orbital or spin origin and this experiment is only suggestive, but by no means definitive, proof of orbital currents in the vortex core. In principle, neutron scattering is a more definitive probe, because one can use the form factor to distinguish between orbital and spin effects. However, due to the small expected intensity, neutron scattering has so far not yielded any definite results.

As discussed in section XI.E, we expect enhanced (π, π) fluctuations to be associated with the staggered flux liquid phase. Indeed, the s -flux liquid state is our route to Néel order and if gauge fluctuations are large, we may expect to have quasi-static Néel order inside the vortex core. Experimentally, there are reports of enhanced spin fluctuations in the vortex core by NMR experiments (Curro *et al.*, 2000; Mitrovic *et al.*, 2001; Mitrovic *et al.*, 2003; Kakuyanagi *et al.*, 2002). There are also reports of static incommensurate spin order forming a halo around the vortex in the LSCO family (Kitano *et al.*, 2000; Lake *et al.*, 2001; Lake *et al.*, 2002; Khaykovich *et al.*, 2002). One possibility is that these halos are the condensation of pre-existing soft incommensurate modes known to exist in LSCO, driven by quasi-static Néel order inside the core. We emphasize the s -flux liquid state is our way of producing antiferromagnetic order starting from microscopies and hence is fully consistent with the appearance of static or dynamical antiferromagnetism in the vortex core. Our hope is that gauge fluctuations (including instanton effects) are sufficiently reduced in doped systems to permit a glimpse of the staggered orbital current. The detection of such currently fluctuations will be a strong confirmation of our approach.

Finally, we note that orbital current does not show up directly in STM experiments, which are sensitive to the local density of states. However, Kishine *et al.*, 2002 have considered the possibility of interference between Wannier orbitals on neighboring lattice sites, which could lead to modulations of STM signals *between* lattice positions. STM experiments have detected 4×4 modulated patterns in the vortex core region and also in certain underdoped regions. Such patterns appear to require density modulations which are in addition to our vortex model.

D. Phase diagram

We can now construct a phase diagram of the underdoped cuprates starting from the d -wave superconductor ground state at low temperatures. The vortex structure allows us to unify the σ -model picture with the conventional picture of the destruction of superconducting order in two dimensions, i.e., the BKT transition via the unbinding of vortices. The σ -model contains in addition to the pairing phase 2α , the phases θ and ϕ . However, we saw in section XII.C that a particular configuration of θ and ϕ is favored in side the vortex core. The $SU(2)$ gauge theory provides a mechanism for cheap vortices which are necessary for a BKT description, as discussed in section

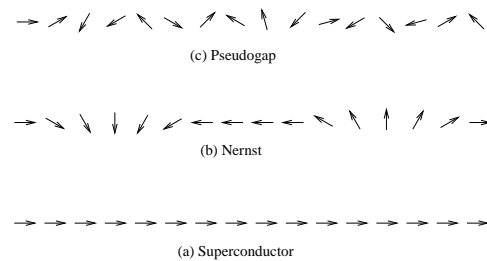


FIG. 35 Schematic picture of the quantization axis \mathbf{I} in different parts of the phase diagram shown in Fig. 18. (a) In the superconducting phase \mathbf{I} is ordered in the x - y plane. (b) In the Nernst phase, \mathbf{I} points to the north or south pole inside the vortex core. (c) The pseudogap corresponds to a completely disordered arrangement of \mathbf{I} . (\mathbf{I} is a three dimensional vector and only a two dimensional projection is shown.)

V.B. If the core energy is too large, the system will behave like a superconductor on any reasonable length scale above T_{BKT} , which is not in accord with experiment. On the other hand, if the core energy is small compared with T_c , vortices will proliferate rapidly. They overlap and lose their identity. As discussed section V.B, there is strong experimental evidence that vortices survive over a considerable temperature range above T_c . Taken as a whole, these experiments require the vortex core energy to be cheap, but not too cheap, i.e. of the order of T_c . Honerkamp and Lee, 2004 have attempted a microscopic modeling of the proliferation of vortices. They assume an s -flux core and estimate the energy from projected wavefunction calculations. They indeed found that there is a large range of temperature above the BKT transition where vortices grow in number but still maintain their identity. This forms a region in the phase diagram which may be called the Nernst region shown in Fig. 18. The corresponding picture of the \mathbf{I} vector fluctuation is shown in Fig. 35. Above the Nernst region the \mathbf{I} vector is strongly fluctuating and is almost isotropic. This is the strongly disordered phase of the σ -model. The vortices have lost their identity and indeed the σ -model description which assumes well defined phases of b_1 and b_2 begin to break down. Nevertheless, the energy gap associated with the fermions remains. This is the pseudogap part of the phase diagram in Fig. 18. In the $SU(2)$ gauge theory this is understood as the $U(1)$ spin liquid. There is no order parameter in the usual sense associated with this phase, as all fluctuations including staggered orbital currents and d -wave pairing become short range. Is there a way to characterize this state of affairs other than the term spin liquid? This question is addressed in the next section.

E. Signature of the spin liquid

Senthil and Lee, 2004 pointed out that if the pseudogap region is controlled by the $U(1)$ spin liquid fixed point, it is possible to characterize this region in a certain precise

way. The spin liquid is a de-confined state, meaning that instantons are irrelevant. Then the $U(1)$ gauge flux is a conserved quantity. Unfortunately, it is not clear how to couple to this gauge flux using conventional probes. We note that the flux associated with the \mathbf{a}^3 gauge field is *different* from the $U(1)$ gauge flux considered in section IX, which had the meaning of spin chirality. In the case where the bosons are locally condensed and their local phase well defined, it is possible to identify the gauge flux in terms of the local phase variables. The gauge magnetic field \mathcal{B} is given by

$$\begin{aligned}\mathcal{B} &= (\nabla \times \mathbf{a}^3)_z \\ &= \frac{1}{2} \hat{n} \cdot \partial_x \hat{n} \times \partial_y \hat{n}\end{aligned}\quad (166)$$

where

$$\hat{n} = (\sin \theta \cos \alpha, \sin \theta \sin \alpha, \cos \theta) .$$

with θ and α defined in eq. (157). Note that the azimuthal angle associated with \hat{n} is now the pairing phase α , in contrast with the vector \mathbf{I} we considered earlier. The gauge flux is thus related to the local pairing and s -flux order as

$$\mathcal{B} = \frac{1}{2} (\nabla \hat{n}_z \times \nabla \alpha)_z \quad (167)$$

and it is easily checked that the vortex structure described in section XII.C contains a half integer gauge flux.

In the superconducting state the gauge flux is localized in the vortex core and fluctuations between \pm half integer vortices are possible via instantons, because the instanton action is finite. The superconductor is in a confined phase as far as the $U(1)$ gauge field is concerned. As the temperature is raised towards the pseudogap phase this gauge field leaks out of the vortex cores and begins to fluctuate more and more homogeneously.

The asymptotic conservation of the gauge flux at the Mott transition fixed point potentially provides some possibilities for its detection. At non-zero temperatures in the non-superconducting regions, the flux conservation is only approximate (as the instanton fugacity is small but non-zero). Nevertheless at low enough temperature the conserved flux will propagate diffusively over a long range of length and time scales. Thus there should be an extra diffusive mode that is present at low temperatures in the non-superconducting state. It is however not clear how to design a probe that will couple to this diffusive mode at present.

Alternately the vortex structure described above provides a useful way to create and then detect the gauge flux in the non-superconducting normal state. We will first describe this by ignoring the instantons completely in the normal state. The effects of instantons will then be discussed.

Consider first a large disc of cuprate material which is such that the doping level changes as a function of

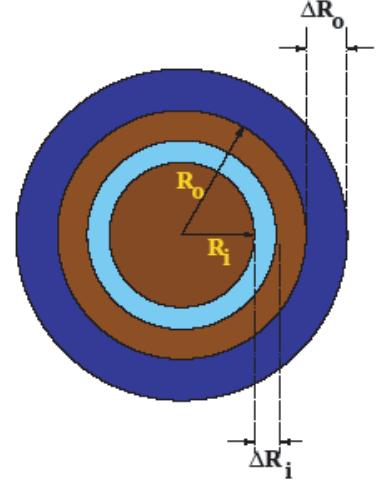


FIG. 36 Structure of the sample needed for the proposed experiment. The outer annulus (in dark blue) has the highest T_c . The inner annulus (in light blue) has a smaller T_c . The rest of the sample (in brown) has even smaller T_c .

the radial distance from the center as shown in Fig. 36. The outermost annulus has the largest doping x_1 . The inner annulus has a lower doping level x_2 . The rest of the sample is at a doping level $x_3 < x_2 < x_1$. The corresponding transition temperatures $T_{c1,2,3}$ will be such that $T_{c3} < T_{c2} < T_{c1}$. We also imagine that the thickness $\Delta R_o, \Delta R_i$ of the outer and inner annuli are both much smaller than the penetration depth for the physical vector potential A . The penetration depth of the internal gauge field a is expected to be small and we expect it will be smaller than $\Delta R_o, \Delta R_i$. We also imagine that the radius of this inner annulus R_i is a substantial fraction of the radius R_o of the outer annulus.

Now consider the following set of operations on such a sample.

(i) First cool in a magnetic field to a temperature T_{in} such that $T_{c2} < T_{in} < T_{c1}$. The outer ring will then go superconducting while the rest of the sample stays normal. In the presence of the field the outer ring will condense into a state in which there is a net vorticity on going around the ring. We will be interested in the case where this net vorticity is an odd multiple of the basic $hc/2e$ vortex. If as assumed the physical penetration depth is much bigger than the thickness ΔR_o then the physical magnetic flux enclosed by the ring will not be quantized.

(ii) Now consider turning off the external magnetic field. The vortex present in the outer superconducting ring will stay (manifested as a small circulating persistent current) and will give rise to a small magnetic field. As explained above if the vorticity is odd, then it must be associated with a flux of the internal gauge field that is $\pm\pi$. This internal gauge flux must essentially all be in the inner ‘normal’ region of the sample with very small penetration into the outer superconducting ring. It will

spread out essentially evenly over the full inner region.

We have thus managed to create a configuration with a non-zero internal gauge flux in the non-superconducting state.

(iii) How do we detect the presence of this internal gauge flux? For that imagine now cooling the sample further to a temperature T_{fin} such that $T_{c3} < T_{fin} < T_{c2}$. Then the inner ring will also go superconducting. This is to be understood as the condensation of the two boson species $b_{1,2}$. But this condensation occurs in the presence of some internal gauge flux. When the bosons $b_{1,2}$ condense in the inner ring, they will do so in a manner that quantizes the internal gauge flux enclosed by this inner ring into an integer multiple of π . If as assumed the inner radius is a substantial fraction of the outer radius then the net internal gauge flux will prefer the quantized values $\pm\pi$ rather than be zero (see below). However configurations of the inner ring that enclose quantized internal gauge flux of $\pm\pi$ also necessarily contain a physical vortex that is an odd multiple of $hc/2e$. With the thickness of the inner ring being smaller than the physical penetration depth, most of the physical magnetic flux will escape. There will still be a small residual physical flux due to the current in the inner ring associated with the induced vortex. This residual physical magnetic flux can then be detected.

Note that the sign of the induced physical flux is independent of the sign of the initial magnetic field. Furthermore the effect obtains only if the initial vorticity in the outer ring is odd. If on the other hand the initial vorticity is even the associated internal gauge flux is zero, and there will be no induced physical flux when the inner ring goes superconducting.

The preceding discussion ignores any effects of instantons. In contrast to a bulk vortex in the superconducting state the vortices in the set-up above have macroscopic cores. The internal gauge flux is therefore distributed over a region of macroscopic size. Consequently if instantons are irrelevant at long scales in the normal state, their rate may be expected to be small. At any non-zero temperature (as in the proposed experiment) there will be a non-zero instanton rate which will be small for small temperature.

When such instantons are allowed then the internal gauge flux created in the sample after step (ii) will fluctuate between the values $+\pi$ and $-\pi$. However so long as the time required to form the physical vortex in step (iii), which we expect to be short electronic time scale, is much shorter than the inverse of the instanton rate we expect that the effect will be seen. Since the cooling is assumed slow enough that the system always stays in equilibrium, the outcome of the experiment is determined by thermodynamic considerations. Senthil and Lee, 2004 estimated the energies of the various stages of the operation and concluded that for sample diameters under a micron and sufficiently low temperatures ($= 10$ K), such an experiment may be feasible.

XIII. SUMMARY AND OUTLOOK

In this review we have summarized a large body of work which views high temperature superconductivity as the problem of doping of a Mott insulator. We have argued that the t - J model, supplemented by t' terms, contains the essence of the physics. We offer as evidence numerical work based on the projected trial wavefunctions, which correctly predicts the d -wave pairing ground state and a host of properties such as the superfluid density and the quasiparticle spectral weight and dispersion. Analytic theory hinges on the treatment of the constraint of no double occupation. The redundancy in the representations used to enforce the constraint naturally leads to various gauge theories. We argue that with doping, the gauge theory may be in a deconfined phase, in which case the slave-boson and fermion degrees of freedom, which were introduced as mathematical devices, take on a physical meaning in that they are sensible starting points to describe physical phenomena. However, even in the deconfined phase, the coupling to gauge fluctuations is still of order unity and approximation schemes (such as large N expansion) are needed to calculate physical properties such as spin correlation and electron spectral function. These results qualitatively capture the physics of the pseudogap phase, but certainly not at a quantitative level. Nevertheless, our picture of the vortex structure and how they proliferate gives us a reasonable account of the phase diagram and the onset of T_c .

One direction of future research is to refine the treatment of the low energy effective model, *i.e.* fermions and bosons coupled to gauge fields, and attempt more detailed comparison with experiments such as photoemission lineshapes, *etc.* On the other hand, it is worthwhile to step back and take a broader perspective. What is really new and striking about the high temperature superconductors is the strange “normal” metallic state for underdoped samples. The carrier density is small and the Fermi surface is broken up by the appearance of a pseudogap near $(0, \pi)$ and $(\pi, 0)$, leaving a “Fermi arc” near the nodal points. All this happens without doubling of the unit cell via breaking translation or spin rotation symmetry. How this state comes into being in a lightly doped Mott insulator is the crux of the problem. We can distinguish between two classes of answers. The first, perhaps the more conventional one, postulates the existence of a symmetry-breaking state which gaps the Fermi surface, and further assumes that thermal fluctuation prevents this state from ordering. A natural candidate for the state is the superconducting state itself. However, it now appears that phase fluctuations of a superconductor can explain the pseudogap phenomenon only over a relatively narrow temperature range, which we called the Nernst regime. Alternatively, a variety of competing states which have nothing to do with superconductivity have been proposed, often on a phenomenological level, to produce the pseudogap. We shall refer to this class of theory as “thermal” explanation of the pseudogap.

A second class of answer, which we may dub the “quantum” explanation, proposes that the pseudogap is connected with a fundamentally new quantum state. Thus, despite its appearance at high temperatures, it is argued that it is a high frequency phenomenon which is best understood quantum mechanically. The gauge theory reviewed here belongs to this class, and views the pseudogap state as derived from a new state of matter, the quantum spin liquid state. The spin liquid state is connected to the Néel state at half filling by confinement. At the same time, with doping a d -wave superconducting ground state is naturally produced. We argue that rather than following the route taken by the cuprate in the laboratory of evolving directly from the antiferromagnet to the superconductor, it is better conceptually to start from the spin liquid state and consider how AF and superconductivity develop from it. In this view the pseudogap is the closest we can get to obtaining a glimpse of the spin liquid which up to now is unstable in the square lattice t - J model.

Is there a “smoking gun” signature to prove or disprove the validity of this line of theory? Our approach is to make specific predictions as much as possible in the hope of stimulating experimental work. This is the reason we make special emphasis on the staggered flux liquid with its orbital current fluctuations, because it is a unique signature which may be experimentally detectable. Our predictions range from new collective modes in the superconducting state, to quasi-static order in the vortex core. Unfortunately the physical manifestation of the orbital current is a very weak magnetic field, which is difficult to detect, and to date we have not found experimental verification. Besides orbital current, we also propose an experiment involving flux generation in a special geometry. This experiment addresses the fundamental issue of the quantum spin liquid as the origin of the pseudogap phase.

The pseudogap metallic state is so strange that at the beginning, it is not clear if a microscopic description is even possible. So the microscopic description provided by the $SU(2)$ slave-boson theory, although still relatively qualitative, represents important progress and leads to some deep insights. A key finding is that the parent spin liquid is a new state of matter that cannot be described by Landau’s symmetry breaking theory. The description of the parent spin liquid, such as the $SU(2)$ slave-boson theory, must involve gauge theory. Even if one starts with an ordered phase and later uses quantum fluctuations to restore the symmetry, the resulting description of the symmetry restored state, if found, appears to always contain gauge fields (Wu *et al.*, 1998). Thus the appearance of the gauge field in the quantum description of the pseudogap metal is not a mathematical artifact of the slave-boson theory. It is a consequence of a new type of correlations in those states. The new type of correlations represents a new type of order (Wen, 2002b), which make those states different from the familiar states described by Landau’s symmetry breaking theory.

From this perspective, the study of high temperature superconductivity may have a much broader and deeper impact than merely understanding high temperature superconductivity. Such a study is actually a study of new states of matter. It represents our entry into a new exciting world that lies beyond Landau’s world of symmetry breaking. Hopefully the new states of matter may be discovered in some materials other than high temperature superconductors. The slave-boson theory and the resulting gauge theory developed for high temperature superconductivity may be useful for these new states of matter once they are discovered in experiments. [Examples of these new states of matter have already been discovered in many theoretical toy models (Kitaev, 2003; Moessner and Sondhi, 2001; Balents *et al.*, 2002; Wen, 2003c).] At the moment, gauge theory is the only known language to describe this new state of affairs. We believe the introduction of this subject to condensed matter physics has enriched the field and will lead to many interesting further developments.

Acknowledgments

P.A.L. acknowledges support by NSF grant number DMR-0201069. X.G.W. acknowledges support by NSF Grant No. DMR-01-23156, NSF-MRSEC Grant No. DMR-02-13282, and NFSC no. 10228408.

References

- Abanov, A., A. Chubukov, M. Esehig, M. Norman, and J. Schmalian, 2002, *Phys. Rev. Lett.* **89**, 177002.
- Aeppli, G., T. Mason, S. Hayden, and H. Mook, 1995, *J. Phys. Chem. Solids* **56**, 1911.
- Affleck, I., and J. B. Marston, 1988, *Phys. Rev. B* **37**, 3774.
- Affleck, I., Z. Zou, T. Hsu, and P. W. Anderson, 1988, *Phys. Rev. B* **38**, 745.
- Alloul, H., T. Ohno, and P. Mendels, 1989, *Phys. Rev. Lett.* **63**, 1700.
- Andersen, O. K., *et al.*, 1996, *J. Low Temp. Phys.* **105**, 285.
- Anderson, P. W., 1973, *Mat. Res. Bull.* **8**, 153.
- Anderson, P. W., 1987, *Science* **235**, 1196.
- Anderson, P. W., 1997, *The Theory of Superconductivity in the High T_c Cuprates* (Princeton University Press, Princeton).
- Anderson, P. W., M. Randeria, T. Rice, N. Trivedi, and F. Zhang, 2004, *J. Phys. Cond. Matter* **16**, R755.
- Armitage, N. P., *et al.*, 2001, *Phys. Rev. Lett.* **87**, 147003.
- Arovas, D., J. R. Schrieffer, and F. Wilczek, 1984, *Phys. Rev. Lett.* **53**, 722.
- Arovas, D. P., and A. Auerbach, 1988, *Phys. Rev. B* **38**, 316.
- Arovas, D. P., A. Berlinsky, C. Kallin, and S.-C. Zhang, 1997, *Phys. Rev. Lett.* **79**, 2871.
- Assaad, F., 2004, cond-mat/0406074.
- Balents, L., M. P. A. Fisher, and S. M. Girvin, 2002, *Phys. Rev. B* **65**, 224412.
- Balents, L., M. P. A. Fisher, and C. Nayak, 1998, *Int. J. Mod. Phys. B* **12**, 1033.

- Banks, T., R. Myerson, and J. B. Kogut, 1977, Nucl. Phys. B **129**, 493.
- Barnes, S. E., 1976, J. Phys. F **6**, 1375.
- Baskaran, G., and P. Anderson, 1998, J. Phys. Chem. Solids **59**, 1780.
- Baskaran, G., and P. W. Anderson, 1988, Phys. Rev. B **37**, 580.
- Baskaran, G., Z. Zou, and P. W. Anderson, 1987, Solid State Comm. **63**, 973.
- Basov, D. N., A. Puchkov, R. Hughes, T. Strach, J. Preston, T. Timusk, D. Bonn, R. Liang, and W. Hardy, 1994, Phys. Rev. B **49**, 12165.
- Bednorz, J. G., and K. A. Mueller, 1986, Z. Phys. B **64**, 189.
- Benfatto, L., S. Capara, C. Castellani, A. Paramekanti, and M. Randeria, 2001, Phys. Rev. B. **63**, 174513.
- Berezinski, V. L., 1971, Zh. Eksp. Teor. Fiz. **61**, 1144.
- Bonn, D. A., J. Wynn, b.W. Gardner, R. Liang, W. Hardy, J. Kiteley, and K. Moler, 2001, Nature **414**, 887.
- Bonn, D. A., *et al.*, 1996, Czech. J. Phys. **46**, 3195.
- Borokhov, V., A. Kapustin, and X. Wu, 2002, J. High Energy Phys. **11**, 49.
- Bourges, P., Y. Sidis, H. Fong, L. Regnault, J. Bossy, A. Ivanov, and B. Keimer, 2000, Science **288**, 1234.
- Boyce, B. R., J. Skinta, and T. Lemberger, 2000, Physica C **341-348**, 561.
- Brinckmann, J., and P. Lee, 2001, Phys. Rev. B **65**, 014502.
- Brinckmann, J., and P. A. Lee, 1999, Phys. Rev. Lett. **82**, 2915.
- Brinckmann, J., and P. A. Lee, 2002, Phys. Rev. B **65**, 014502.
- Brown, D. M., P. J. Turner, S. Ozcan, B. Movgan, R. Liang, W. N. Huang, and D. A. Bonn, 2004, to be published .
- Bulut, N., and D. Scalapino, 1996, Phys. Rev. B **53**, 5149.
- Buyers, W. J. L., *et al.*, 2004, SNS2004 Conference Proceedings, to be published .
- Campuzano, J. C., H. Ding, M. R. Norman, H. M. Fretwell, M. Randeria, A. Kaminski, J. Mesot, T. Takeuchi, T. Sato, T. Yokoya, T. Takahashi, T. Mochiku, *et al.*, 1999, Phys. Rev. Lett. **83**, 3709.
- Campuzano, J. C., M. Norman, and M. Randeria, 2003, in *Physics of Conventional and Unconventional Superconductors*, edited by K.H. Bennemann and J.B. Ketterson (Springer, Berlin) .
- Carlson, E. W., V. Emery, S. Kivelson, and D. Orgad, 2003, in *Physics of Conventional and Unconventional Superconductors*, edited by K.H. Bennemann and J.B. Ketterson (Springer, Berlin) .
- Carlson, E. W., S. Kivelson, V. Emery, and E. Manousakis, 1999, Phys. Rev. Lett. **83**, 612.
- Castellani, C., C. D. Castro, and M. Grilli, 1997, Z. Phys. **103**, 137.
- Chakraborty, B., N. Read, C. Kane, and P. A. Lee, 1990, Phys. Rev. B **42**, 4819.
- Chakravarty, S., H. Kee, and C. Nayak, 2002a, Int. J. Mod. Phys. B **16**, 3140.
- Chakravarty, S., R. B. Laughlin, D. K. Morr, and C. Nayak, 2002b, Phys. Rev. B **64**, 094503.
- Chen, H.-D., S. Caponi, F. Alet, and S.-C. Zhang, 2004, Phys. Rev. B **70**, 024516.
- Cheong, S.-W., G. Aeppli, T. E. Mason, H. Mook, S. M. Hayden, P. C. Canfield, Z. Fisk, K. N. Clausen, and J. L. Martinez, 1991, Phys. Rev. Lett. **67**, 1791.
- Chiao, M., R. Hill, C. Lupien, L. Taillefer, P. Lambert, R. Gagnon, and P. Fourier, 2000, Phys. Rev. B **62**, 3554.
- Chien, T. R., Z. Wang, and N. Ong, 1991, Phys. Rev. Lett. **67**, 2088.
- Christensen, N. B., D. McMorro, H. Ronnow, B. Lake, S. Hayden, G. Aeppli, T. Perring, M. Mangkorntong, M. Nohara, and H. Tagaki, 2004, cond-mat/0403439.
- Coldea, R., S. Hayden, G. Aeppli, T. Perring, C. Frost, T. Mason, S. Cheong, and Z. Fisk, 2001, Phys. Rev. Lett. **86**, 5377.
- Coleman, P., 1984, Phys. Rev. B **29**, 3035.
- Cooper, S. L., D. Reznik, A. Kotz, M. A. Karlow, R. Liu, M. V. Klein, W. C. Lee, J. Giapintzakis, D. M. Ginsberg, B. W. Veal, and A. P. Paulikas, 1993, Phys. Rev. B **47**, 8233.
- Corson, J., R. Mallozzi, J. Orenstein, J. Eckstein, and I. Bozovic, 1999, Nature **398**, 221.
- Corson, J., J. Orenstein, S. Oh, J. O'Donnell, and J. Eckstein, 2000, Phys. Rev. Lett. **85**, 2569.
- Curro, N. J., T. Imai, C. Slichter, and B. Dabrowski, 1997, Phys. Rev. B **56**, 877.
- Curro, N. J., C. Milling, J. Haase, and C. Slichter, 2000, Phys. Rev. B **62**, 3473.
- D'Adda, A., P. D. Vecchia, and M. Lüscher, 1978, Nucl. Phys. B **146**, 63.
- Dagotto, E., 1994, Rev. Mod. Phys. **66**, 763.
- Dagotto, E., E. Fradkin, and A. Moreo, 1988, Phys. Rev. B **38**, 2926.
- Dagotto, E., A. Moreo, K. Ortolani, D. Poilblanc, and J. Rivera, 1992, Phys. Rev. B **45**, 10741.
- Damascelli, A., Z. Hussin, and Z.-X. Shen, 2003, Rev. Mod. Phys. **75**, 473.
- Demler, E., S. Sachdev, and Y. Zhang, 2001, Phys. Rev. Lett. **87**, 067202.
- Demler, E., and S.-C. Zhang, 1995, Phys. Rev. Lett. **75**, 4126.
- Ding, H., T. Yokoya, J. Campuzano, T. T. Takahashi, M. Randeria, M. Norman, T. Mochiku, and J. Giapintzakis, 1996, Nature **382**, 51.
- Ding, H. O., and M. Makivic, 1991, Phys. Rev. B **43**, 3562.
- Durst, A. C., and P. A. Lee, 2000, Phys. Rev. B **62**, 1270.
- Emery, V. J., 1983, J. Phys. (Paris) Colloq **44**, C3.
- Emery, V. J., 1986, Synth. Met. **13**, 21.
- Emery, V. J., 1987, Phys. Rev. Lett. **58**, 3759.
- Emery, V. J., and S. Kivelson, 1995, Nature **374**, 434.
- Fazekas, P., and P. Anderson, 1974, Philos. Mag. **30**, 432.
- Feng, D. L., *et al.*, 2000, Science **289**, 277.
- Foerster, D., 1979, Physics Letters B **87**, 87.
- Fong, H. F., B. Keiman, P. Anderson, D. Reznik, F. Dogan, and I. Aksay, 1995, Phys. Rev. Lett. **75**, 316.
- Fradkin, E., 1991, *Field Theories of Condensed Matter Systems* (Addison-Wesley).
- Fradkin, E., and S. H. Shenker, 1979, Phys. Rev. D **19**, 3682.
- Franz, M., T. Pereg-Barnea, D. E. Sheehy, and Z. Tesanovic, 2003, Phys. Rev. B **68**, 024508.
- Franz, M., and Z. Tesanovic, 2001, Phys. Rev. Lett. **87**, 257003.
- Franz, M., Z. Tesanovic, and O. Vafek, 2002, Phys. Rev. B **66**, 054535.
- Fujita, M., H. Goka, K. Yamada, J. Tranquada, and L. Regnault, 2004, cond-mat/0403396.
- Fukuyama, H., 1992, Prog. Theo. Phys. Suppl. **108**, 287.
- Ginzberg, D. M., 1989, *Physical Properties of High Temperature Superconductors* (World Scientific, Singapore).
- Gliozzi, F., T. Regge, and M. A. Virasoro, 1979, Physics Letters B **81**, 178.
- Greiter, M., 1997, Phys. Rev. Lett. **79**, 4898.

- Gros, C., 1988a, Phys. Rev. B **38**, 931.
- Gros, C., 1988b, Annals of Phys. **189**, 53.
- Gweon, G.-H., T. Sasagawa, S. Y. Zhou, J. Graf, H. Takagi, D.-H. Lee, and A. Lanzara, 2004, Nature **430**, 187.
- H. Yasuoka, T. S., T. Imai, 1989, in *Strong Correlation and Superconductivity*, edited by S. M. H. Fukuyama and A. P. Malozemoff (Springer-Verlag), p. 254.
- Hanaguri, T., C. Lupien, Y. Kohsaka, D.-H. Lee, M. Azuma, M. Takano, H. Takagi, and J. Davis, 2004, to appear .
- Hayden, S. M., H. Mook, P. Dau, T. Perrig, and F. Dogan, 2004, Nature **429**, 531.
- Heeb, E. S., and T. M. Rice, 1993, Z. Phys. B **90**, 73.
- Herbut, I. F., and B. Seradjah, 2003, Phys. Rev. Lett. **91**, 171601.
- Herbut, I. F., B. H. Seradjeh, S. Sachdev, and G. Murthy, 2003, Physical Review B **63**, 195110.
- Hermele, M., and T. Senthil, 2004, to be published .
- Hermele, M., T. Senthil, M. P. A. Fisher, P. A. Lee, N. Nagaosa, and X.-G. Wen, 2004, cond-mat/0404751.
- Hoffman, J. E., E. Hudson, K. Lang, V. Madhavan, H. Eisaki, S. Uchida, and J. Davis, 2002, Science **195**, 466.
- Holstein, T., R. Norton, and P. Pincus, 1973, Phys. Rev. B **8**, 2649.
- Homes, C. C., T. Timusk, R. Liang, D. Bonn, and W. Hardy, 1993, Phys. Rev. Lett. **71**, 4210.
- Honerkamp, C., and P. A. Lee, 2004, Phys. Rev. Lett. **39**, 1201.
- Hoogenboom, C., K. Kadowaki, B. Revaz, M. Li, C. Renner, and O. Fischer, 2001, Phys. Rev. Lett. **87**, 267001.
- Horvatic, M., C. Berthier, Y. Berthier, P. Segransan, P. Bataud, W. Clark, J. Gillet, and J. Henry, 1993, Phys. Rev. B **48**, 13848.
- Howland, C., H. Eisaki, N. Kaneko, M. Greven, and A. Kapitulnik, 2003, Phys. Rev. B **67**, 014533.
- Hsu, T., J. B. Marston, and I. Affleck, 1991, Phys. Rev. B **43**, 2866.
- Hsu, T. C., 1990, Phys. Rev. B **41**, 11379.
- Huse, D. A., and U. Elser, 1988, Phys. Rev. Lett. **60**, 2531.
- Hybertson, M. S., E. Stechel, M. Schuter, and D. Jennison, 1990, Phys. Rev. B **41**, 11068.
- Ichinose, I., and T. Matsui, 2001, Phys. Rev. Lett. **86**, 942.
- Ichinose, I., T. Matsui, and M. Onoda, 2001, Phys. Rev. B **64**, 104516.
- Imada, M., A. Fujimori, and Y. Tokura, 1998, Rev. Mod. Phys. **70**, 1039.
- Ioffe, L., and A. Larkin, 1989, Phys. Rev. B **39**, 8988.
- Ioffe, L., and A. J. Millis, 2001, cond-mat / 0112509.
- Ioffe, L. B., M. V. Feigel'man, A. Ioselevich, D. Ivanov, M. Troyer, and G. Blatter, 2002, Nature **415**, 503.
- Ioffe, L. B., and G. Kotliar, 1990, Phys. Rev. B **42**, 10348.
- Ioffe, L. B., and A. Millis, 2002a, J. Phys. Chem. Solids **63**, 2259.
- Ioffe, L. B., and A. Millis, 2002b, Phys. Rev. B **66**, 094513.
- Ishida, K., Y. Kitaoka, G. Zhang, and K. Asayama, 1991, J. Phys. Soc. Jpn. **60**, 3516.
- Ivanov, D. A., 2000, MIT PhD Thesis .
- Ivanov, D. A., 2003, cond-mat/0309265.
- Ivanov, D. A., and P. A. Lee, 2003, Phys. Rev. B **68**, 132501.
- Ivanov, D. A., P. A. Lee, and X.-G. Wen, 2000, Phys. Rev. Lett. **84**, 3953.
- Kakuyanagi, K., K. Kumagai, and Y. Matsuda, 2002, Phys. Rev. B **65**, 060503.
- Kalmeyer, V., and R. B. Laughlin, 1987, Phys. Rev. Lett. **59**, 2095.
- Kane, C., P. Lee, and N. Read, 1989, Phys. Rev. B **39**, 6880.
- Kao, Y.-J., Q. Si, and K. Levin, 2000, Phys. Rev. B **61**, 11898.
- Kastner, M. A., R. Birgeneau, G. Shirane, and Y. Endoh, 1998, Rev. Mod. Phys. **70**, 897.
- Khasanov, R., A. Shengelaya, K. Conder, E. Morenzoni, I. M. Savic, and H. Keller, 2003, J. Phys. – cond. matt. **15**, L17.
- Khasanov, R., *et al.*, 2004, Phys. Rev. Lett. **92**, 057602.
- Khaykovich, B., Y. S. Lee, R. Erwin, S.-H. Lee, S. Wakimoto, K. Thomas, M. Kastner, and R. Birgeneau, 2002, Phys. Rev. B **66**, 014528.
- Khveshchenko, D., and P. Wiegmann, 1989, Mod. Phys. Lett. **3**, 1383.
- Khveshchenko, D. V., 2002, cond-mat/0205106.
- Kim, D. H., and P. A. Lee, 1999, Annals of Physics **272**, 130.
- Kim, D. H., P. A. Lee, and X.-G. Wen, 1997, Phys. Rev. Lett. **79**, 2109.
- Kimura, H., H. Hiroki, K. Yamada, Y. Endoh, S.-H. Lee, C. Majkrzak, R. Erwin, G. Shirane, M. Greven, Y. S. Lee, M. Kastner, and R. Birgeneau, 1999, Phys. Rev. B **59**, 6517.
- Kishine, J., P. A. Lee, and X.-G. Wen, 2002, Phys. Rev. B **65**, 064526.
- Kitaev, A. Y., 2003, Ann. Phys. (N.Y.) **303**, 2.
- Kitano, S. M., K. Yamada, T. Suzuki, and T. Fukase, 2000, Phys. Rev. B **62**, 14677.
- Kivelson, S. A., I. Bindloss, E. Fradkin, V. Oganesyan, J. Tranquada, A. Kapitulnik, and C. Howard, 2003, Rev. Mod. Phys. **75**, 1201.
- Kivelson, S. A., D. S. Rokhsar, and J. P. Sethna, 1987, Phys. Rev. B **35**, 8865.
- Kogut, J., and L. Susskind, 1975, Phys. Rev. D **11**, 395.
- Kosterlitz, J. M., and D. J. Thouless, 1973, J. Phys. C **6**, 1181.
- Kotliar, G., and J. Liu, 1988, Phys. Rev. B **38**, 5142.
- Kugler, M., O. Fischer, C. Renner, S. Ono, and Y. Ando, 2001, Phys. Rev. Lett. **86**, 4911.
- Kuzmenko, A. B., N. Tombros, H. Molegraaf, M. Grueninger, D. van der Marel, and S. Uchida, 2003, Phys. Rev. Lett. **91**, 037004.
- Lake, B., G. Aeppli, K. Clausen, D. McMorrow, K. Lefmann, N. Hussey, N. Mangkorntong, M. Nohara, H. Takagi, T. Mason, and A. Schroder, 2001, Science **291**, 1759.
- Lake, B., H. Ronnow, N. Christensen, G. Aeppli, K. Lefmann, D. McMorrow, P. Vorderwisch, P. Smeibidl, N. Mangkorntong, T. Sasagawa, M. Nohara, H. Takagi, *et al.*, 2002, Nature **415**, 299.
- Laughlin, R. B., 1995, J. Phys. Chem. Solid **56**, 1627.
- Laughlin, R. B., 1997, Phys. Rev. Lett. **79**, 1726.
- Lee, D.-H., 2000, Phys. Rev. Lett. **84**, 2694.
- Lee, D. K. K., D. Kim, and P. A. Lee, 1996, Phys. Rev. Lett. **76**, 4801.
- Lee, P. A., 1993, Phys. Rev. Lett. **71**, 1887.
- Lee, P. A., 2002, J. Phys. and Chem. Solids **63**, 2149.
- Lee, P. A., and N. Nagaosa, 1992, Phys. Rev. B **45**, 5621.
- Lee, P. A., and N. Nagaosa, 2003, Phys. Rev. B **68**, 024516.
- Lee, P. A., N. Nagaosa, T.-K. Ng, and X.-G. Wen, 1998, Phys. Rev. B **57**, 6003.
- Lee, P. A., and G. B. Sha, 2003, Sol. States Comm. **126**, 71.
- Lee, P. A., and X.-G. Wen, 1997, Phys. Rev. Lett. **78**, 4111.
- Lee, P. A., and X.-G. Wen, 2001, Phys. Rev. B **63**, 224517.
- Lee, S.-S., and S.-H. Salk, 2001, Phys. Rev. B **64**, 052501.
- Lee, T.-K., and S. Feng, 1988, Phys. Rev. B **38**, 11809.
- Lee, T. K., C.-M. Ho, and N. Nagaosa, 2003a, Phys. Rev. Lett. **90**, 067001.

- Lee, W.-C., T. K. Lee, C.-M. Ho, and P. W. Leung, 2003b, Phys. Rev. Lett. **91**, 057001.
- Lee, Y. S., R. Birgeneau, M. Kastner, Y. Endoh, S. Wakimoto, K. Yamada, R. Erwin, S.-H. Lee, and G. Shirane, 1999, Phys. Rev. B **60**, 3643.
- Leung, P. W., 2000, Phys. Rev. B **62**, 6112.
- Levin, M., and X.-G. Wen, 2003, Phys. Rev. B **67**, 245316.
- Littlewood, P. B., J. Zaanen, G. Aeppli, H. and Monien, 1993, Phys. Rev. B **48**, 487.
- Liu, D. Z., Y. Zha, and K. Levin, 1995, Phys. Rev. Lett. **75**, 4130.
- Liu, Z., and E. Manousakis, 1992, Phys. Rev. B **45**, 2425.
- Loeser, A. C., Z.-X. Shen, D. Desau, D. Marshall, C. Park, P. Fournier, and A. Kapitulnik, 1996, Science **273**, 325.
- Loram, J. W., J. Luo, J. Cooper, W. Liang, and J. Tallon, 2001, J. Phys. Chem. Solids **62**, 59.
- Loram, J. W., K. Mirza, J. Cooper, and W. Liang, 1993, Phys. Rev. Lett. **71**, 1740.
- Maggio-Aprile, I., C. Renner, A. Erb, E. Walker, and O. Fischer, 1995, Phys. Rev. Lett. **75**, 2754.
- Mandelstam, S., 1979, Phys. Rev. D **19**, 2391.
- Marshall, D. S., D. S. Dessau, A. G. Loeser, C.-H. Park, A. Y. Matsuura, J. N. Eckstein, I. Bozovic, P. Fournier, A. Kapitulnik, W. E. Spicer, and Z.-X. Shen, 1996, Phys. Rev. Lett. **76**, 4841.
- Matsuda, M., M. Fujita, K. Yamada, R. J. Birgeneau, M. A. Kastner, H. Hiraka, Y. Endoh, S. Wakimoto, and G. Shirane, 2000, Phys. Rev. B **62**, 9148.
- Mattheiss, L. F., 1987, Phys. Rev. Lett. **58**, 1028.
- McElroy, K., D.-H. Lee, J. Hoffman, K. Lay, E. Hudson, H. Eisaki, S. Uchida, J. Lee, and J. Davis, 2004, cond-mat/0404005.
- Miller, R. I., R. F. Kiefl, J. H. Brewer, J. E. Sonier, J. Chakhalian, S. Dunsiger, G. D. Morris, A. N. Price, D. A. Bonn, W. H. Hardy, and R. Liang, 2002, Phys. Rev. Lett. **88**, 137002.
- Millis, A. J., S. Girvin, L. Ioffe, and A. Larkin, 1998, J. Phys. and Chem. of Solids **59**, 1742.
- Millis, A. J., and H. Monien, 1993, Phys. Rev. Lett. **70**, 2810.
- Mishchenko, A. S., and N. Nagaosa, 2004, Phys. Rev. Lett. **93**, 036402.
- Mitrovic, V. F., E. Sigmund, H. Bachman, M. Eschrig, W. Halperin, A. Reyes, P. Kuhns, and W. Moulton, 2001, Nature **413**, 505.
- Mitrovic, V. F., E. Sigmund, W. Halperin, A. Reyes, P. Kuhns, and W. Moulton, 2003, Phys. Rev. B **67**, 220503.
- Miyake, K., S. Schmitt-Rink, and C. M. Varma, 1986, Phys. Rev. B **34**, 6554.
- Moessner, R., and S. L. Sondhi, 2001, Phys. Rev. Lett. **86**, 1881.
- Moler, K. A., D. Baar, J. Urbach, R. Liang, W. Hardy, and A. Kapitulnik, 1994, Phys. Rev. Lett. **73**, 2744.
- Monthonx, P., and D. Pines, 1993, Phys. Rev. B **47**, 6069.
- Mook, H. A., P. Dai, F. Dogan, and R. Hunt, 2000, Phys. Rev. Lett. **88**, 097004.
- Mook, H. A., M. Yethraj, G. Aeppli, T. Mason, and T. Armstrong, 1993, Phys. Rev. Lett. **70**, 3490.
- Motrunich, O. I., 2003, Phys. Rev. B **67**, 115108.
- Motrunich, O. I., and T. Senthil, 2002, Phys. Rev. Lett. **89**, 277004.
- Mott, N. F., 1949, Proc. Phys. Soc. **A 62**, 416.
- Nagaosa, N., 1993, Phys. Rev. Lett. **71**, 4210.
- Nagaosa, N., and P. A. Lee, 1990, Phys. Rev. Lett. **64**, 2450.
- Nagaosa, N., and P. A. Lee, 1991, Phys. Rev. B **43**, 1233.
- Nagaosa, N., and P. A. Lee, 1992, Phys. Rev. B **45**, 966.
- Nagaosa, N., and P. A. Lee, 2000, Phys. Rev. B **61**, 9166.
- Nakano, T., M. Oda, C. Manabe, N. Momono, Y. Miura, and M. Ido, 1994, Phys. Rev. B **49**, 16000.
- Nayak, C., 2000, Phys. Rev. Lett. **85**, 178.
- Nayak, C., 2001, Phys. Rev. Lett. **86**, 943.
- Negele, J. W., and H. Orland, 1987, *Quantum Many-Particle Systems* (Perseus Publishing).
- Nelson, D. R., and J. Kosterlitz, 1977, Phys. Rev. Lett. **39**, 1201.
- Norman, M. R., 2000, Phys. Rev. B **61**, 14751.
- Norman, M. R., 2001, Phys. Rev. **63**, 092509.
- Norman, M. R., H. Ding, M. Randeria, J. Campuzano, T. Yokoya, T. Takeuchi, T. Takahashi, T. Michiku, K. Kadowaki, P. Guptasarma, and D. Hinks, 1998, Nature **392**, 157.
- Norman, M. R., and C. Pepin, 2003, Rep. Prog. Phys. **66**, 1547.
- Onufrieva, F., and P. Pfeuty, 2002, Phys. Rev. B **65**, 054515.
- Orenstein, J., and A. Millis, 2000, Science **288**, 468.
- Orenstein, J., G. Thomas, A. Millis, S. Cooper, D. Rapkine, T. Timusk, L. Schneemeyer, and J. Waszczak, 1990, Phys. Rev. B **42**, 6342.
- Oshikawa, M., 2003, Phys. Rev. Lett. **91**, 109901.
- Padilla, W. J., Y. S. Lee, M. Deem, G. Blumberg, S. Ono, K. Segawa, S. Komiyama, Y. Ando, and D. Basov, 2004, preprint .
- Pailhes, A., Y. Sidis, P. Bourges, V. Hinkov, A. Ivanov, C. Ulrich, L. Regnault, and B. Keimer, 2004, cond-mat/0403609.
- Pan, S.-H., E. Hudson, A. Gupta, K.-W. Ng, H. Eisaki, S. Uchida, and J. David, 2000, Phys. Rev. Lett. **85**, 1536.
- Paramekanti, A., 2002, Phys. Rev. B **65**, 104521.
- Paramekanti, A., M. Randeria, T. V. Ramakrishnan, and S. S. Mandal, 2000, Phys. Rev. B **62**, 6786.
- Paramekanti, A., M. Randeria, and N. Trivedi, 2001, Phys. Rev. Lett. **87**, 217002.
- Paramekanti, A., M. Randeria, and N. Trivedi, 2004a, cond-mat/0405353.
- Paramekanti, A., M. Randeria, and N. Trivedi, 2004b, Phys. Rev. B **70**, 054504.
- Pavarini, E., I. Dasgupta, T. Saha-Dasgupta, O. Jasperson, and O. Andersen, 2001, Phys. Rev. Lett. **87**, 047003.
- Polyakov, A., 1978, Phys. Lett. B **72**, 477.
- Polyakov, A. M., 1975, Phys. Lett. B **59**, 82.
- Polyakov, A. M., 1977, Nucl. Phys. B **120**, 429.
- Polyakov, A. M., 1979, Phys. Lett. B **82**, 247.
- Polyakov, A. M., 1987, *Gauge Fields and Strings* (Harwood Academic Publishers, London).
- Proust, C., E. Boaknin, R. Hill, L. Taillefer, and A. MacKenzie, 2002, Phys. Rev. Lett. **89**, 147003.
- Rantner, W., and X.-G. Wen, 2001a, Phys. Rev. Lett. **86**, 3871.
- Rantner, W., and X.-G. Wen, 2001b, cond-mat/0105540.
- Rantner, W., and X.-G. Wen, 2002, Phys. Rev. B **66**, 144501.
- Read, N., and B. Chakraborty, 1989, Phys. Rev. B **40**, 7133.
- Read, N., and S. Sachdev, 1990, Phys. Rev. B **42**, 4568.
- Read, N., and S. Sachdev, 1991, Phys. Rev. Lett. **66**, 1773.
- Reizer, M., 1989, Phys. Rev. B **39**, 1602.
- Rokhsar, D. S., and S. A. Kivelson, 1988, Phys. Rev. Lett. **61**, 2376.
- Ronning, F., T. Sasagawa, Y. Kohsaka, K. M. Shen, A. Damascelli, C. Kim, T. Yoshida, N. P. Armitage, D. H. Lu, D. L. Feng, L. L. Miller, H. Takagi, *et al.*, 2003, Phys. Rev. B **67**, 165101.

- Ronning, F., *et al.*, 1998, *Science* **282**, 2067.
- Rossat-Mignod, J., L. Regnault, C. Vettier, P. Bourges, P. Burlet, J. Bossy, J. Henry, and G. Lapertot, 1991, *Physica C* **185**, 86.
- Runge, K. J., 1992, *Phys. Rev. B* **45**, 12292.
- Sachdev, S., 1992, *Phys. Rev. B* **45**, 389.
- Sachdev, S., 2003, *Rev. Mod. Phys.* **75**, 913.
- Sandvik, A. W., E. Dagotto, and D. J. Scalapino, 1997, *Phys. Rev. B* **56**, 11701.
- Santander-Syro, A. F., R. P. S. M. Lobo, N. Bontemps, Z. Konstantinovic, Z. Li, and H. Raffy, 2002, *Phys. Rev. Lett.* **88**, 097005.
- Savici, A. T., Y. Fudamoto, I. M. Gat, T. Ito, M. I. Larkin, Y. J. Uemura, G. M. Luke, K. M. Kojima, Y. S. Lee, M. A. Kastner, R. J. Birgeneau, and K. Yamada, 2002, *Phys. Rev. B* **66**, 014524.
- Savit, R., 1980, *Rev. Mod. Phys.* **52**, 453.
- Scalapino, D. J., E. Loh, and J. E. Hirsch, 1986, *Phys. Rev. B* **34**, 8190.
- Scalapino, D. J., E. Loh, and J. E. Hirsch, 1987, *Phys. Rev. B* **35**, 6694.
- Senthil, T., and M. P. A. Fisher, 1999, *Phys. Rev. B* **60**, 6893.
- Senthil, T., and M. P. A. Fisher, 2000, *Phys. Rev. B* **62**, 7850.
- Senthil, T., and M. P. A. Fisher, 2001a, *J. Phys. A* **34**, L119.
- Senthil, T., and M. P. A. Fisher, 2001b, *Phys. Rev. Lett.* **86**, 292.
- Senthil, T., and P. A. Lee, 2004, *cond-mat/0406066*.
- Senthil, T., and O. Motrunich, 2002, *Phys. Rev. B* **66**, 205104.
- Senthil, T., A. Vishwanath, L. Balents, S. Sachdev, and M. P. A. Fisher, 2004, *Science* **303**, 1490.
- Shen, K. M., F. Ronning, D. H. Lu, W. S. Lee, N. J. C. Ingle, W. Meevasana, F. Baumberger, A. Damascelli, N. P. Armitage, L. L. Miller, Y. Kohsaka, M. Azuma, *et al.*, 2004, *cond-mat/0407002*.
- Shih, C. T., Y. C. Chen, H. Q. Lin, and T.-K. Lee, 1998, *Phys. Rev. Lett.* **81**, 1294.
- Shih, C. T., T.-K. Lee, R. Eder, C.-Y. Mou, and Y. Chen, 2004, *superconducting tendency decreases* *J. Phys. Rev. Lett.* **92**, 227002.
- Shraiman, B. I., and E. D. Siggia, 1988, *Phys. Rev. Lett.* **61**, 467.
- Si, Q., Y. Zha, K. Levin, and J. Lu, 1993, *Phys. Rev. B* **47**, 9055.
- Singh, A., and H. Ghosh, 2002, *Phys. Rev. B* **65**, 134414.
- Sorella, S., G. B. Martins, F. Bocca, C. Gazza, L. Capriotti, A. Parola, , and E. Dagotto, 2002, *Phys. Rev. Lett.* **88**, 117002.
- Stajis, J., A. Iyengar, K. Levin, B. Boyce, and T. Lemberger, 2003, *Phys. Rev. B* **68**, 024520.
- Stock, C., W. J. L. Buyers, R. A. Cowley, P. S. Clegg, R. Coldea, C. D. Frost, R. Liang, D. Peets, D. Bonn, W. N. Hardy, and R. J. Birgeneau, 2004a, *cond-mat/0408071*.
- Stock, C., W. J. L. Buyers, R. Liang, D. Peets, Z. Tun, D. Bonn, W. N. Hardy, and R. J. Birgeneau, 2004b, *Phys. Rev. B* **69**, 014502.
- Sulewsky, P. E., P. Fleury, K. Lyons, S. Cheong, and Z. Fisk, 1990, *Phys. Rev. B* **41**, 225.
- Susskind, L., 1979, *Phys. Rev. D* **20**, 2610.
- Sutherland, D. G. Hawthorn, R. W. Hill, F. Ronning, S. Wakimoto, H. Zhang, C. Proust, E. Boaknin, C. Lupien, L. Taillefer, R. Liang, D. A. Bonn, *et al.*, 2003, *Phys. Rev. B* **67**, 174520.
- Sutherland, M., D. Hawthorn, R. Hill, F. Ronning, M. Tanatar, J. Paglione, E. Boaknin, H. Zhang, L. Taillefer, J. DeBenedictis, R. Liang, D. Bonn, *et al.*, 2004, to be published .
- Suzumura, Y., Y. Hasegawa, and H. Fukuyama, 1988, *J. Phys. Soc. Jpn.* **57**, 2768.
- Svetitsky, B., 1986, *Phys. Rep.* **132**, 1.
- Taguchi, Y., Y. Oohara, H. Yoshizawa, N. Nagaosa, and Y. Tokura, 2001, *Science* **291**, 2573.
- Taillefer, L., B. Lussier, R. Gagnon, K. Behnia, and H. Aubin, 1997, *Phys. Rev. Lett.* **79**, 483.
- Takigawa, M., W. Hulth, and J. Smith, 1993, *Phys. Rev. Lett.* **71**, 2650.
- Takigawa, M., A. P. Reyes, P. C. Hammel, J. D. Thompson, R. H. Heffner, Z. Fisk, and K. C. Ott, 1991, *Phys. Rev. B* **43**, 247.
- Tallon, J. L., and J. W. Loram, 2000, *Physica C* **349**, 53.
- Tanamoto, T., H. Konno, and H. Fukuyama, 1993, *J. Phys. Soc. Jpn.* , 1455.
- Tchernyshyov, O., M. Norman, and A. Chubukov, 2001, *Phys. Rev. B* **63**, 144507.
- Timusk, T., and B. Statt, 1999, *Rep. Prog. Phys.* **62**, 61.
- Tohyama, T., *et al.*, 2000, *J. Phys. Soc. Jpn.* **69**, 9.
- Tranquada, J. M., A. H. Moudden, A. I. Goldman, P. Zolliker, D. E. Cox, G. Shirane, S. K. Sinha, D. Vaknin, D. C. Johnston, M. S. Alvarez, A. J. Jacobson, J. T. Lewandowski, *et al.*, 1988, *Phys. Rev. B* **38**, 2477.
- Tranquada, J. M., B. J. Sternlieb, J. D. Aye, Y. Nakamura, and S. Uchida, 1995, *Nature* **375**, 561.
- Tranquada, J. M., H. Wou, T. Perring, H. Goka, C. Gu, G. Xu, M. Fujita, and K. Yamada, 2004, *Nature* **429**, 534.
- Trivedi, N., and D. Ceperley, 1989, *Phys. Rev. B* **40**, 2737.
- Tsuchiura, H., M. Ogata, Y. Tanaka, and S. Kashiwaya, 2003, *Phys. Rev. B* **68**, 012509.
- Tsuchiura, H., Y. Tanaka, M. Ogata, and S. Kashiwaya, 2000, *Phys. Rev. Lett.* **84**, 3105.
- Ubbens, M., and P. A. Lee, 1992, *Phys. Rev. B* **46**, 8434.
- Ubbens, M. U., and P. A. Lee, 1994, *Phys. Rev. B* **49**, 6853.
- Uchida, S., 1997, *Physica C* **282**, 12.
- Uchida, S., T. Ido, H. Takagi, T. Arima, Y. Tokura, and S. Tajima, 1991, *Phys. Rev. B* **43**, 7942.
- Uemura, Y. J., G. M. Luke, B. J. Sternlieb, J. H. Brewer, J. F. Carolan, W. N. Hardy, R. Kadono, J. R. Kempton, R. F. Kiefl, S. R. Kreitzman, P. Mulhern, T. M. Riseman, *et al.*, 1989, *Phys. Rev. Lett.* **62**, 2317.
- Ussishkin, I., S. Sondhi, and D. Huse, 2002, *Phys. Rev. Lett.* **89**, 287001.
- Valla, T., A. Fedorov, P. Johnson, B. Wells, S. Hulbert, Q. Li, G. Gu, and N. Koshizuka, 1999, *Science* **285**, 2110.
- Varma, C. M., 1997, *Phys. Rev. B* **55**, 14554.
- Varma, C. M., S. Schmitt-Rink, and E. Abrahams, 1987, *Solid State Commun.* **62**, 681.
- Vershinin, M., M. Shashank, S. Ono, Y. Abe, Y. Ando, and A. Yazdani, 2004, *Science* **303**, 1995.
- Vojta, M., and S. Sachdev, 1999, *Phys. Rev. Lett.* **83**, 3916.
- Vollhardt, D., 1984, *Rev. Mod. Phys.* **56**, 99.
- Volovik, G., 1993, *JETP Lett.* **58**, 469.
- Wakimoto, S., G. Shirane, Y. Endoh, K. Hirota, S. Ueki, K. Yamada, R. Birgeneau, M. Kastner, Y. S. Lee, P. Gehring, and S.-H. Lee, 1999, *Phys. Rev. B* **60**, R769.
- Wang, Y., L. Lu, M. Naughton, G. Gu, S. Uchida, and N. Ong, 2004, to appear .
- Wang, Y., and A. MacDonald, 1995, *Phys. Rev. B* **52**, 3876.
- Wang, Y., N. Ong, Z. Xu, T. Kakeshita, S. Uchida, D. Bonn, R. Liang, and W. Hardy, 2002, *Phys. Rev. Lett.* **88**, 257003.
- Wang, Y., S. Ono, Y. Onose, G. Gu, Y. Ando, Y. Tokura,

- S. Uchida, and N. Ong, 2003, *Science* **299**, 86.
- Wang, Y., Z. Yu, T. Kakeshita, S. Uchida, S. Ono, Y. Ando, and N. Ong, 2001, *Phys. Rev. B* **64**, 224519.
- Warren, W. W., R. Walstedt, G. Brennert, R. Cava, R. Tyeko, R. Bell, and G. Dabbagh, 1989, *Phys. Rev. Lett.* **62**, 1193.
- Wegner, F., 1971, *J. Math. Phys.* **12**, 2259.
- Wells, B. O., Z.-X. Shen, A. Matura, D. M. King, M. A. Kastner, M. Greven, and S. R. J. Birgeneau, 1995, *Phys. Rev. Lett.* **74**, 964.
- Wen, X.-G., 1991, *Phys. Rev. B* **44**, 2664.
- Wen, X.-G., 1995, *Advances in Physics* **44**, 405.
- Wen, X.-G., 2002a, *Phys. Rev. Lett.* **88**, 11602.
- Wen, X.-G., 2002b, *Phys. Rev. B* **65**, 165113.
- Wen, X.-G., 2003a, *Phys. Rev. B* **68**, 115413.
- Wen, X.-G., 2003b, *Phys. Rev. D* **68**, 065003.
- Wen, X.-G., 2003c, *Phys. Rev. Lett.* **90**, 016803.
- Wen, X.-G., 2004, *Quantum Field Theory of Many-Body Systems – From the Origin of Sound to an Origin of Light and Electrons* (Oxford Univ. Press, Oxford).
- Wen, X.-G., and P. A. Lee, 1996, *Phys. Rev. Lett.* **76**, 503.
- Wen, X.-G., and P. A. Lee, 1998, *Phys. Rev. Lett.* **80**, 2193.
- Wen, X.-G., F. Wilczek, and A. Zee, 1989, *Phys. Rev. B* **39**, 11413.
- Wen, X.-G., and A. Zee, 2002, *Phys. Rev. B* **66**, 235110.
- Weng, Z.-Y., 2003, in *Proceedings of the International Symposium on Frontiers of Science*, cond-mat/0304261.
- Weng, Z. Y., D. N. Sheng, and C. S. Ting, 2000, *Physica C* **341-348**, 67.
- White, S. R., and D. J. Scalapino, 1999, *Phys. Rev. B* **60**, 753.
- Wilson, K. G., 1974, *Phys. Rev. D* **10**, 2445.
- Witten, E., 1979, *Nucl. Phys. B* **149**, 285.
- Wu, C.-L., C.-Y. Mou, X.-G. Wen, and D. Chang, 1998, cond-mat/9811146.
- Wu, M. K., J. Ashburn, C. Torng, P. Hor, R. Meng, L. Gao, Z. Huang, Y. Wang, and C. Chu, 1987, *Phys. Rev. Lett.* **58**, 908.
- Wynn, J., D. Bonn, B. Gardner, Y.-J. Lin, R. Liang, W. Hardy, J. Kirtley, and K. Moler, 2001, *Phys. Rev. Lett.* **87**, 197002.
- Yamada, K., *et al.*, 1998, *Phys. Rev. B* **57**, 6165.
- Ye, J., 2002, cond-mat/0205417.
- Ye, J., Y. Kim, A. J. Millis, B. Shraiman, P. Majumda, and Z. Tesanovic, 1999, *Phys. Rev. Lett.* **83**, 3737.
- Yokoyama, H., and M. Ogata, 1996, *J. Phys. Soc. Jpn* **65**, 3615.
- Yoshida, T., *et al.*, 2003, *Phys. rev. Lett.* **91**, 027001.
- Yoshioka, D., 1989, *J. Phys. Soc. Jpn.* **58**, 1516.
- Yu, J., A. Freeman, and J.-H. Xu, 1987, *Phys. Rev. Lett.* **58**, 1035.
- Zaanen, J., G. Sauatzky, and J. Allen, 1985, *Phys. Rev. Lett.* **55**, 418.
- Zhang, F. C., C. Gros, T. M. Rice, and H. Shiba, 1988, *Supercond. Sci. Tech.* **1**, 36.
- Zhang, F. C., and T. Rice, 1988, *Phys. Rev. B* **37**, 3759.
- Zhang, S.-C., 1997, *Science* **275**, 1089.
- Zheng, G.-Q., T. Odaguchi, T. Mito, Y. Kitaoka, K. Asayama, and Y. Kodama, 2003, *J. Phys. Soc. Jpn.* **62**, 2591.
- Zhou, Y.-J., T. Yoshida, D.-H. Lee, W. L. Yang, V. Brouet, F. Zhou, W. X. Ti, J. W. Xiong, Z. X. Zhao, T. Sasagawa, T. Kakeshita, H. Eisaki, *et al.*, 2004, cond-mat/0403181.