

Parametric excitation of a Bose-Einstein condensate in a 1D optical lattice

M. Krämer^{1,2}, C. Tozzo^{1,2} and F. Dalfovo^{2,3}

¹ *Dipartimento di Fisica, Università di Trento, I-38050 Povo, Italy*

² *BEC-INFM, Istituto Nazionale per la Fisica della Materia, Trento, Italy*

³ *Dipartimento di Matematica e Fisica, Università Cattolica, Via Musei 41, 25121 Brescia*

(Dated: October 19th, 2004)

We study the response of a Bose-Einstein condensate to a periodic modulation of the depth of an optical lattice. Using Gross-Pitaevskii theory, we show that a modulation at frequency ω_m drives the parametric excitation of Bogoliubov modes with frequency $\omega_m/2$. The ensuing nonlinear dynamics leads to a rapid broadening of the momentum distribution and of the condensate size after free expansion. Our results reproduce the main features of the spectrum measured in the superfluid phase by Stöferle *et al.*, Phys. Rev. Lett. **92**, 130403 (2004), and show that the presence of a large condensate depletion is not essential to explain the observed broad response.

PACS numbers: 03.75.Kk, 03.75.Lm

Exploring the effects of interaction and low dimensionality is one of the central themes in current research on ultracold Bose gases. Optical lattices are ideal tools in this sense. A major achievement was the demonstration that, by increasing the depth of an optical lattice, a quantum phase transition occurs from the superfluid to a Mott insulating phase [1]. More recently, Stöferle *et al.* [2] made an effort to characterize this phenomenon by measuring the excitation spectrum of the Bose gas. The atoms are initially loaded into the ground state of an harmonic magnetic trap plus an optical lattice, and they are subsequently excited by modulating the lattice depth. Then the gas is released from the trap and the width of the expanding cloud is taken as a measure of the excitation energy. The quantum phase transition shows up as the crossover from a broad continuum of excitations in the superfluid phase to a discrete spectrum in the Mott insulating phase.

The broad resonance in the superfluid regime was unexpected. In fact, the Gross-Pitaevskii (GP) theory predicts that, in the linear response regime, a modulation of the lattice depth cannot excite the gas [3]. For this reason, it has been conjectured that the measured spectra might be the effect of strong interactions, not included in the GP theory, which yield a significant quantum depletion of the condensate [2, 4]. In this work we show that the observed resonance is a consequence of the parametric amplification of Bogoliubov states and the subsequent nonlinear dynamics, which leads to the broadening of the momentum distribution. Both processes can be described by using the GP theory, assuming the initial condensate to be slightly out of equilibrium. A very tiny initial occupation of Bogoliubov modes is found to be enough to produce a large response.

We simulate the excitation and the expansion of the condensate by numerically solving the time-dependent GP equation [5] for an axially symmetric condensate of ^{87}Rb , similar to typical “tubes” in the experiments of Ref. [2]. Since the transverse and axial trapping frequen-

cies are such that $\omega_\perp/\omega_z \gg 1$, one can factorize the order parameter in the product of a Gaussian radial component of z - and t -dependent width, $\sigma(z, t)$, and an axial wave function $\Psi(z, t)$. The GP equation yields [6, 7, 8]

$$i\hbar \frac{\partial \Psi}{\partial t} = \left[-\frac{\hbar^2}{2m} \left(\partial_z^2 + \frac{1}{\sigma^2} + \frac{\sigma^2}{a_\perp^4} \right) + V + \frac{gN|\Psi|^2}{2\pi\sigma^2} \right] \Psi, \quad (1)$$

and $\sigma = a_\perp (1 + 2aN|\Psi|^2)^{1/4}$. Here $a_\perp = [\hbar/(m\omega_\perp)]^{1/2}$, N is the number of particles, $g = 4\pi\hbar^2 a/m$, with a the s -wave scattering length and m the atomic mass. The axial potential V is the sum of the harmonic trap and the optical lattice:

$$V(z, t) = \frac{m}{2} \omega_z^2 z^2 + sE_R [1 + A_m \sin(\omega_m t)] \sin^2(q_B z), \quad (2)$$

where $q_B = \pi/d$ is the Bragg wave vector, d is the lattice spacing and s is the lattice depth in units of the recoil energy $E_R = \hbar^2 q_B^2 / 2m$. To simulate a single tube of Ref. [2], we use $d = 413$ nm, $\omega_z = 2\pi \times 84.6$ Hz and $\omega_\perp = 2\pi \times 36.5$ KHz. We first calculate the ground state for given N and s , by solving the stationary GP equation with $A_m = 0$. Then we solve the time-dependent equation (1) with $A_m \neq 0$ for a variable modulation time t_m . Finally, we switch off the external potential and we let the condensate expand for 25 ms [9].

In Figs. 1 and 2 we report the results for $N = 100$, $s = 4$, $A_m = 0.2$ and $\omega_m = 1.33E_R/\hbar$. The solid line in the upper panel of Fig. 1 shows the width of the density distribution at the end of the expansion as a function of the in-trap modulation time t_m [10]. Before about 20 ms nothing seems to occur. Then the width starts increasing and eventually reaches values of about 10 times the size of the expanding ground state. The density distributions of the in-trap condensate at the instants A , B , C , and D are plotted in the left column of Fig. 2. In the right column we plot the corresponding momentum distributions, obtained by a simple Fourier transform. At the early time A , both the density and momentum distributions are still indistinguishable from those of the ground state.

In contrast, the momentum distribution in *B* clearly features new sharp peaks at $\pm q$, with $q = 0.56q_B$ and the density is modulated on a lengthscale of about 4 sites, accordingly. The ensuing dynamics brings along dramatic changes in the state of the system. By the time *C*, the populations at $\pm q$ have grown large. Besides, the lateral peaks at $\pm 2q_B$, associated with the density modulation of the ground state in the lattice, are smaller and contributions from momenta throughout the first and second Brillouin zone start showing up. At *D*, the system hardly bears any resemblance with the ground state and its broad momentum distribution explains the increase of the width of the expanding cloud shown in Fig. 1.

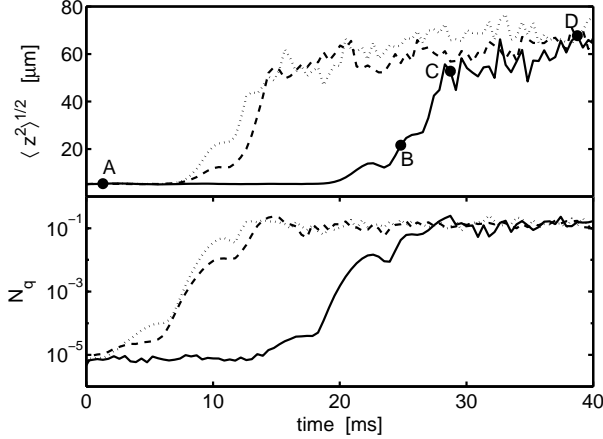


FIG. 1: Upper panel: the width of the density distribution $\langle z^2 \rangle^{1/2}$ after 25 ms of free expansion is plotted as a function of the modulation time t_m , as obtained with $\omega_m = 1.33E_R/\hbar$ and $A_m = 0.2$; Lower panel: population N_q of the parametrically excited Bogoliubov mode with $q = 0.56q_B$ and $\omega = \omega_m/2$, as a function of t_m . The different lines refer to different initial states. Solid line: ground state; dashed: ground state plus a weak Bragg pulse; dotted: ground state plus a small white noise.

This behavior is a consequence of the parametric instability of Bogoliubov modes. A parametric instability corresponds to the exponential growth of certain modes of a system induced by the periodic variation of a parameter [11]. Systems governed by a nonlinear Schrödinger equation, as the GP equation, can exhibit a wide variety of parametric instabilities (see e.g., [12] and references therein). In our case, the modulation of the lattice depth at frequency ω_m causes the parametric amplification of the Bogoliubov mode with frequency $\omega(q) = \omega_m/2$. To demonstrate this, we perform several simulations at different frequencies ω_m . From each simulation we extract the positions $\pm q$ of the first extra peaks which grow in the momentum distribution. Given these values of q , in Fig. 3 we plot the frequencies $\omega_m/2$ as a function of q (points), together with the dispersion law of the lowest Bogoliubov band, $\omega(q)$ (solid line). The latter is calculated by keeping the same optical lattice and transverse trap, but ne-

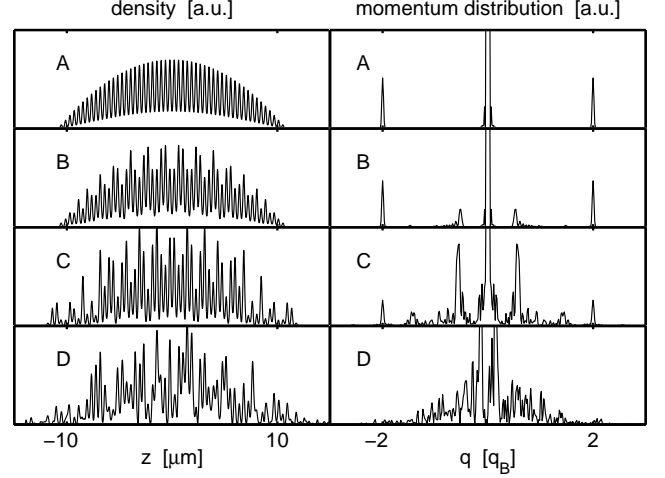


FIG. 2: Density (left) and momentum (right) distributions at different times *A*, *B*, *C* and *D* given in Fig. 1.

glecting the weak axial confinement; the number of atoms per lattice site is taken to be equal to the average number of atoms per site in the actual trapped condensate [13, 14]. The agreement between points and solid line clearly indicates that the dynamics of the condensate is directly related to the spectrum of Bogoliubov modes.

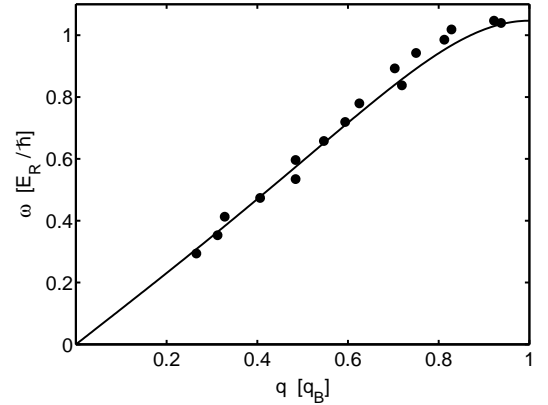


FIG. 3: For each modulation of given frequency ω_m , we draw a point at (q, ω) , where q is the wavevector of the parametrically excited mode and $\omega = \omega_m/2$. The solid line is the lowest Bogoliubov band (see text).

In order to be parametrically amplified, the modes at $\pm q$ must preexist at $t_m = 0$. This means that our initial state is not a pure ground state. Indeed some numerical noise is always present and yields a very small occupation of Bogoliubov modes. To understand this point, we define the fraction of atoms, $N_q(t_m)$, which contributes to the peaks at $\pm q$ [15] and plot it in Fig. 1. The solid line starts at about 5×10^{-6} which, for the parameters of this simulation, coincides with the $\pm q$ components of the

momentum distribution of the exact ground state. These nonvanishing components are due to the finite axial size of the condensate. They do not grow in time and must not be confused with the population of the Bogoliubov modes. In our simulations the latter is initially limited from below only by numerical noise, which is much less than 10^{-6} and acts as a seed excitation. This population exponentially grows, but it becomes visible in Fig. 1 only after about 15 ms, when it exceeds the ground state level. It eventually saturates at a value of the order of 10^{-1} . The time scale of this growth is much longer than the lattice modulation period. It is also much longer than typical time scales of dynamical instabilities for condensates in a moving lattice [16]. This long time scale, i.e., small growth rate, is a distinctive feature of a parametric instability in this kind of systems [12]. The growth rate that we extract from our simulations is linear in ω_m and A_m . This linear dependence agrees with the results of a semi-analytic model which describes the mean-field coupling between the ground state and $\pm q$ excitations within a quasiparticle projection method [17].

The time needed to saturate depends on the amount of seed excitations. To explore this dependence, we mimic an initial depletion by introducing some extra “noise” in a controllable way. For instance, we excite the condensate with a weak Bragg pulse in resonance with the Bogoliubov mode at q in the linear response regime. In the GP equation this corresponds to adding a potential $V_0 \sin[qz - \omega(q)t]$ for a time Δt before starting the modulation of the lattice depth. One can adjust the strength V_0 and the duration Δt in order to get the desired value of N_q . Alternatively, we simply add a white noise to the ground state order parameter. The effects of the Bragg pulse (dashed lines) and white noise (dotted lines) are shown in Fig. 1, where the seed is chosen to be $\sim 10^{-5}$ in both cases. The main effect of this extra seed is to anticipate the instant at which the parametric excitation becomes noticeable. Yet, the growth rate and the level at which $\langle z^2 \rangle^{1/2}$ and N_q saturate remain unchanged. An important difference between a Bragg pulse and a white noise is that the former is selective while the latter adds excitations on a much wider range of q . The fact that the subsequent dynamics is very similar is a clear indication that the response is insensitive to all modes except those satisfying the condition $\omega(q) = \omega_m/2$.

The solid line in Fig. 1 corresponds to less than 10^{-15} seed excitations. This means that the amount of seed which is enough to trigger the parametric instability is indeed very small and is certainly compatible with the experimental situation. In fact, in the experiments the system is not exactly in its groundstate at $t_m = 0$ due to thermal depletion and to excitations produced when loading the condensate into the lattice. Our calculations show that a very tiny deviation from the groundstate is sufficient to produce a strong response on the timescale of the experiment [18].

The evolution leading up to the results in Figs. 1 and 2 not only involves the parametric excitation of the $\pm q$ modes, but also the subsequent broadening of the momentum distribution, as in *C* and *D*. This is due to the nonlinear mean-field dynamics of the condensate governed by the GP equation. This nonlinear dynamics is triggered by the growth of the parametrically unstable modes, but its outcome is little affected by changing ω_m or A_m . Even more, it is hardly influenced by the external perturbation; in fact, switching off the lattice modulation at time *C* has very little effect on the outcome at time *D* or later. This implies that the response of the condensate as a function of ω_m mainly reflects the ω_m -dependence of the growth rates of the parametrically excited modes. Moreover, the time scale for the nonlinear broadening of the momentum distribution is also relatively long, so that the increase of the width $\langle z^2 \rangle^{1/2}$ occurs on a scale of several tens of ms, as in Fig. 1. This agrees with the behavior observed in the experiments (see Fig. 3 of Ref. [19]).

As seen in Fig. 3, the main effect of changing the lattice modulation frequency is that of picking out a different Bogoliubov mode for parametric excitation. In the limit $\omega_m \rightarrow 0$ the growth rate vanishes [20] and the width of the expanded cloud, $\langle z^2 \rangle^{1/2}$, for a fixed modulation time t_m , approaches the ground state value. On the opposite side, a modulation frequency ω_m larger than twice the Bogoliubov bandwidth $2\omega(q_B)$ cannot induce parametric excitations, due to the presence of the gap in the Bogoliubov spectrum at the zone boundary. The response of the system hence vanishes also in this limit and takes the form of a broad peak in the range $0 < \omega_m < 2\omega(q_B)$.

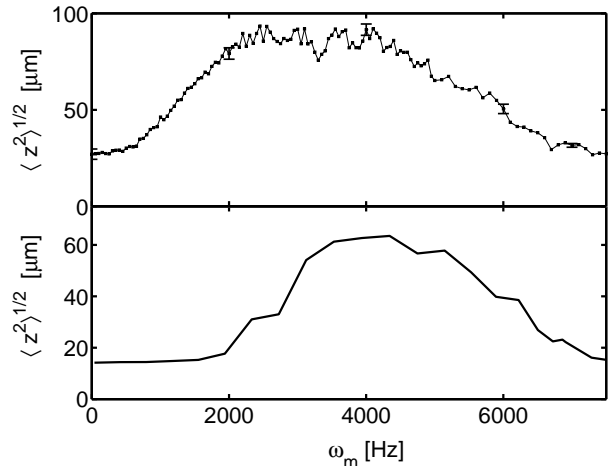


FIG. 4: Width $\langle z^2 \rangle^{1/2}$ of the expanded array of condensates as function of ω_m . Top panel: experimental data of Ref. [2], for $s = 4$; bottom panel: this work.

In order to compare our results with the experimental observations of Ref. [2], a simulation with a single tube is not enough. The actual condensate is made of an array of tubes having different population, N , and

hence different Bogoliubov bandwidths. Given the total number of atoms in the array and the trapping frequencies, one can estimate the population of each tube by calculating the “average” density distribution within a local density approximation as in Refs. [14, 21]. Then we perform several simulations for different values of N and we sum their contributions to $\langle z^2 \rangle^{1/2}$ using the “average” density distribution as a weighting function. The central condensate is taken to have $N = 90$ which is expected to be reasonably close to reality. The results are shown in Fig. 4. The GP predictions (bottom) turn out to be in good qualitative agreement with the experimental data (top). The height of the peak is of the same order [22]. The slope of the resonance at high frequency is very similar. Within our approach, it originates from the fact that the response vanishes at twice the Bogoliubov bandwidth, $2\omega(q_B)$, but this bandwidth is different for tubes with different N in the array and this provides a smoothing of the high frequency tail. By repeating the calculation for a deeper lattice ($s = 6$, instead of 4), we find that this tail shifts to lower frequencies by about 10-15%. This agrees with the experimental observations and is consistent with the calculated decrease of the bandwidth. We notice that the high frequency part of the resonance is rather insensitive to the choice of the seed excitations. For all simulations of Fig. 4, we use a seed $N_q \sim 10^{-3}$, which is enough to trigger the parametric excitation in the relevant range of ω_m within our computational time; but this choice has almost no effects on the high frequency tail. Conversely, the left side of the resonance is more sensitive to the seed and hence a quantitative comparison with the observed response at low frequency is more delicate and might require a better characterization of the depletion.

In conclusion we have shown that the broad resonance observed in condensates subject to a periodic modulation of the optical lattice can be interpreted as the effect of a parametric instability of Bogoliubov modes. The occurrence of this type of instability in Bose-Einstein condensates is an interesting property of these systems, which originates from their superfluid nature and the existence of undamped collective modes. The parametric instability and the subsequent nonlinear dynamics are nicely accounted for by the GP equation. Exploiting all predictions of GP theory is essential in view of further investigations on beyond mean-field effects due to strong interactions and low dimensionality.

We thank T. Esslinger and his group for stimulating discussions and for sharing their data. Discussions with L. Pitaevskii, I. Carusotto and H.P. Büchler are gratefully acknowledged.

- [2] T. Stöferle *et al.*, Phys. Rev. Lett. **92**, 130403 (2004).
- [3] C. Menotti *et al.*, Phys. Rev. A **67**, 053609 (2003).
- [4] H.P. Büchler and G. Blatter, e-print cond-mat/0312526.
- [5] F. Dalfovo *et al.*, Rev. Mod. Phys. **71**, 463 (1999).
- [6] L. Salasnich, Laser Phys. **12**, 198 (2002); L. Salasnich *et al.*, Phys. Rev. A **65**, 043614 (2002).
- [7] P. Massignan and M. Modugno, Phys. Rev. A **67**, 023614 (2003); F. Nesi and M. Modugno, J. Phys. B: At. Mol. Opt. Phys **37**, S101 (2004).
- [8] This is known as Non-Polynomial Schrödinger Equation (NPSE). Its solution is much less time consuming than the full 3D GP equation and is very accurate in the limit of strong transverse confinement. In the geometry of the present work, differences between the results obtained from (1) and from the full GP equation are negligible.
- [9] We treat the expansion as in Ref. [7]. For these condensates the effects of the mean-field interaction on the axial expansion are found to be negligible. As a consequence, the final density distribution directly reflects the *in situ* momentum distribution.
- [10] As in the experiments, when calculating the width $\langle z^2 \rangle^{1/2}$ we ignore the lateral peaks due to the $\pm 2q_B$ components of the momentum distribution.
- [11] L.D. Landau and E.M. Lifshitz, *Mechanics* (Oxford, Pergamon, 1973).
- [12] P.G. Kevrekidis *et al.*, J. Low Temp. Phys. **120**, 205 (2000); L. Salasnich *et al.*, J. Phys. B: At. Mol. Opt. Phys. **35**, 3205 (2002); Z. Rapti *et al.*, J. Phys. B: At. Mol. Opt. Phys **37**, S257 (2004). b
- [13] As far as longitudinal excitations are concerned, the effects of the axial harmonic confinement on the dispersion law are small. The condensate can be safely assumed to be infinite, thus allowing one to exploit the Bloch symmetry of Bogoliubov excitations.
- [14] M. Krämer *et al.*, Eur. Phys. J. D **27**, 247 (2003).
- [15] In Fig. 1, the number N_q is defined as the integral of the momentum distribution in an interval Δq around $\pm q$, divided by the total number of particles. The width Δq is chosen to be slightly larger than the width $\sim 2\pi/Z$ due to the finite axial size Z of the condensate.
- [16] M. Modugno, C. Tozzo, and F. Dalfovo, e-print cond-mat/0405653, Phys. Rev. A, in press.
- [17] C. Tozzo, M. Krämer, and F. Dalfovo, in preparation.
- [18] The quantum depletion is an additional possible source for parametric excitation which is not included in our approach. A process in which $\pm q$ quasiparticles are created via stimulated emission in the linear response regime and in the presence of quantum depletion is suggested in Ref. [4]. This mechanism could also provide a seed for the subsequent parametric amplification.
- [19] M. Köhl *et al.*, e-print cond-mat/0404338.
- [20] This is also the reason why we do not find parametrically excited modes at low q within our computational time (no points in Fig. 3 below about $0.2q_B$).
- [21] M. Krämer, L. Pitaevskii, and S. Stringari, Phys. Rev. Lett. **88**, 180404 (2002).
- [22] In the experiments of Ref. [2] a further thermalization process is performed after the modulation and before the expansion, by lowering the depth of the transverse optical lattice and letting the tubes interact for a while. This is not included in our simulations, since it would require a full 3D calculation. This limits the quantitative comparison between the curves in Fig. 4, without affecting the main conclusions of the present work.