

# Intensity distribution of scalar waves propagating in random media

P. Markoš<sup>1,2</sup> and C. M. Soukoulis<sup>1,3</sup>

<sup>1</sup>*Ames laboratory and Department of Physics and Astronomy, Iowa State University, Ames, Iowa 50011*

<sup>2</sup>*Institute of Physics, Slovak Academy of Sciences, 845 11 Bratislava, Slovakia*

<sup>3</sup>*Research Center of Crete, 71110 Heraklion, Crete, Greece*

Transmission of the scalar field through the random medium, represented by the system of randomly distributed dielectric cylinders is calculated numerically. System is mapped to the problem of electronic transport in disordered two-dimensional systems. Universality of the statistical distribution of transmission parameters is analyzed in the metallic and in the localized regimes. In the metallic regime the universality of the transmission statistics in all transparent channels is observed. In the band gaps, we distinguish the disorder induced (Anderson) localization from the tunneling through the system due to the gap in the density of states. We show also that absorption causes rapid decrease of the mean conductance, but, contrary to the localized regime, the conductance is self-averaged with a Gaussian distribution.

PACS numbers: 41.20.Jb, 72.10.-d, 73.23.-b

## I. INTRODUCTION

Transport of classical waves in random media is a challenging problem which attract increasing interest of theoretical and experimental physicists since it offers the possibility to study Anderson localization<sup>1</sup>. As interactions do not play any role in the classical wave scattering, these systems might be more convenient for the experimental verification of the scaling theory of localization<sup>2</sup> than the quantum electronic systems, in which the influence of the mutual interaction of electrons to the transport has not been clarified yet<sup>3</sup>. Two main problems of the localization theory, namely the presence or the absence of the metallic state in the two-dimensional (2D) systems, and the validity of the single parameter scaling (SPS)<sup>4,5</sup> might be experimentally answered easier for the classical wave problem than for the electronic one. Recent experimental results for the transmission of electromagnetic waves indeed confirmed that the transmission is universal in the diffusive regime<sup>6</sup>, and presented strong indications for the disordered induced Anderson localization<sup>7,8,9</sup>.

In this paper, we analyze numerically the transmission of scalar classical waves through the two dimensional (2D) system of randomly distributed dielectric cylinders. Following Ref. 10 we map the problem into the 2D Anderson model with a random binary potential. Statistical properties of the wave transmission are then analyzed using the transfer matrix method<sup>11</sup>. We calculate the total transmission (conductance)  $g$  as<sup>12,13</sup>

$$g = \sum_{ab} T_{ab}. \quad (1)$$

In Eq. 1, with  $T_{ab} = |t_{ab}|^2$ , and  $t_{ab}$  is the transmission amplitude from channel  $a$  to channel  $b$ .  $a, b = 1, 2 \dots N_{\text{op}}$  where  $N_{\text{op}}$  is the number of open channels. We first determine the band structure of the original classical wave problem. Then, we analyze the statistical properties of the transmission in bands and in gaps.

In bands, where  $g > 1$ , we observed the diffusive transport regime. Statistical properties of the transmission are in good agreement with theoretical predictions of the random matrix theory<sup>14,15</sup> and DMPK equation<sup>16,17</sup>. The distribution of the conductance is Gaussian with universal dimension-dependent variance<sup>14,18,19,20,21</sup>. Universal properties were predicted also for the normalized transmission in given transport channel

$$s_a = \frac{T_a}{\langle T_a \rangle}, \quad T_a = \sum_b T_{ab}. \quad (2)$$

The universal probability distribution

$$p(s_a) = \int_{-\infty}^{+\infty} \frac{dx}{2\pi} \exp[xs_a - \Phi(x)] \quad (3)$$

$$\Phi(x) = \langle g \rangle \ln^2 \left( \sqrt{1 + x/\langle g \rangle} + \sqrt{x/\langle g \rangle} \right)$$

has been derived analytically<sup>22,23</sup>. From Eq. 3, the second cumulant is obtained as

$$\text{var } s_a = \langle s_a^2 \rangle - \langle s_a \rangle^2 = \frac{2}{3\langle g \rangle}. \quad (4)$$

Universality of the statistical properties of parameters  $s_a$  was confirmed experimentally<sup>6</sup> up to rather small values of the conductance ( $\langle g \rangle \approx 2 - 3$ ).

In gaps, the mean of the logarithm  $\langle \ln g \rangle$  decreases linearly with the system size. Here, we distinguish between two different regimes, one with non-zero density of states, and one called tunneling regime, characteristic for the frequency region without eigenstates. The first is Anderson localization, characterized by Gaussian distribution of  $\langle \ln g \rangle$  with variance  $\text{var } \langle \ln g \rangle \propto -L/\xi$  ( $\xi$  is the localization length) in agreement with localization theory. The second one appears in the gaps, where the density of states is very small. Then, the transmission is determined by the tunneling through the sample. Although  $\langle \ln g \rangle \propto -L$ , the distribution of  $\langle \ln g \rangle$  is not Gaussian but given by the statistics of the energy spectra.




FIG. 1: Typical sample configuration. The size of the system is  $128 \times 128$ , the filling factor  $x = 0.1$ . 182 “cylinders” with quadratic cross-section  $3 \times 3$  is randomly distributed throughout the sample. Scalar wave propagates from left to the right.

The form of the probability distribution  $p(\ln g)$  enables us also to distinguish between localization and absorption. We find that absorption also causes decrease of  $\langle \ln g \rangle \propto -L$ ; however, in contrast to localization, the conductance remains self-averaged. Our data agree with theoretical prediction<sup>24</sup> as well as with the qualitative criterion for localization  $2/(3\text{vars}_a) \leq 1$  [9].

The paper is organized as follows: In Sect. II we introduce the model and system parameters. In Sect. III we present the mapping of the classical wave problem into the problem of the transmission of electrons in disordered systems [10]. Results of numerical simulations are presented in Sect. IV and V. Conclusions are given in Sect. VI.

## II. MODEL

We consider a two-dimensional system consisting from a random array of dielectric cylinders as is shown in Fig. 1. No contact or overlap of neighboring cylinders is allowed. Dielectric permittivity of cylinders is  $\epsilon_2$ . The embedding medium has permittivity  $\epsilon_1 < \epsilon_2$ . Two semi-infinite leads with permittivity  $\epsilon_0 = 1$  are attached to the sample.

The system is characterized by the following parameters: The first one is the ratio of dielectric permittivities

$$\mu = \frac{\epsilon_2}{\epsilon_1}. \quad (5)$$

The second parameter is the concentration of cylinders  $x$  (filling factor the material of the cylinders).

In this work we consider cylinders with square cross-section  $S = 3 \times 3$ , measured in dimensionless units. In the same units, the system size  $L$  varies from 32 up to 192. For each parameter set, statistical ensembles of  $N_{\text{stat}} = 10^4$  samples were considered. We fixed the ratio of the permittivities  $\mu = 11$ , and consider  $x = 0.1$  and  $x = 0.2$ .

## III. MAPPING TO THE ELECTRONIC SYSTEM

We use the formal equivalence<sup>10</sup> of the scalar wave equation

$$\nabla^2 u + \frac{\omega^2}{c^2} \epsilon u = 0 \quad (6)$$

and the Schrödinger equation for electron in 2D disordered lattice:

$$\nabla^2 \Psi + (E - V)\Psi = 0 \quad (7)$$

(we put  $2mc^2/\hbar^2 = 1$ ). We consider random potential  $V$  with binary distribution  $p(V) = (1 - x)\delta(V - V_1) + x\delta(V - V_2)$ , with  $V_1 > V_2$ . Then, the correspondence between scalar wave equation (6) and the random electronic system (7) can be established as follows:

$$\omega^2 \epsilon_1 / c^2 = E - V_1 \quad (8)$$

$$\omega^2 \epsilon_2 / c^2 = E - V_2 \quad (9)$$

Introducing  $\delta = V_1 - V_2$  we have

$$\frac{\omega^2}{c^2} \epsilon_1 = \frac{\delta}{\mu - 1} \quad (10)$$

and

$$E = V_1 + \frac{\delta}{\mu - 1}. \quad (11)$$

Random 2D array of dielectric cylinders with permittivity  $\epsilon_2 > \epsilon_1$  and filling factor  $x$  corresponds to 2D Anderson model with random binary potential. In the present paper, we consider  $V_1 = -V_2 = \delta/2$ .

In numerical simulations, we used the discretized version of the Schrödinger equation (7)

$$\Psi_{x,y+1} + \Psi_{x,y-1} + \Psi_{x+1,y} + \Psi_{x-1,y} = (\tilde{E} + V_{xy})\Psi_{xy}, \quad (12)$$

$\tilde{E} = 4 - E$ . Hard wall boundary conditions are considered. Transfer matrix method<sup>11</sup> was used to calculate numerically all the parameters  $s_{ab}$  and the conductance. The number of open channels,  $N_{\text{op}} \leq L$ , which enters Eq. 1 is given by the number of propagating solutions ( $k_n$  real) of the dispersion relation

$$2 \cos k_n = \tilde{E} - 2 \cos \frac{\pi}{L+1} n, \quad n = 1, 2, \dots, L. \quad (13)$$

## IV. CONDUCTANCE

Figures 2 and 3 show the  $\omega$  dependence of the mean conductance for the present model. Equivalently, data might be interpreted as the  $\delta$ -dependence of the conductance of the 2D electronic system. In the last case, however, one has to keep in mind that in the Anderson

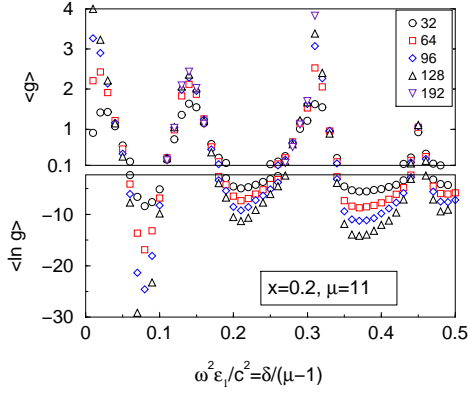


FIG. 2: Mean conductance  $\langle g \rangle$  (top) and  $\langle \ln g \rangle$  (bottom) as a function of the frequency for  $\mu = \epsilon_2/\epsilon_1 = 11$  and  $x = 0.2$ . Frequency bands and gaps are clearly visible. In bands around  $\omega^2 \epsilon_1/c^2 = 0.14$  and  $0.31$  the transport statistics is metallic. In the first gap,  $\omega^2 \epsilon_1/c^2 \approx 0.08$ , the density of states is very small and transport is due to tunneling through the sample. In the second gap ( $\omega^2 \epsilon_1/c^2 \approx 0.21$ ) we observed disorder induced Anderson localization.

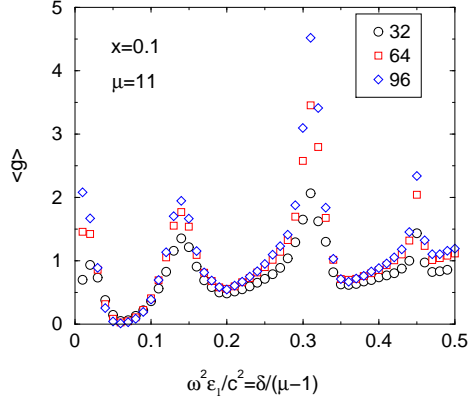


FIG. 3: The same as in fig. 2 but for  $x = 0.1$ .

model, the value of  $\delta$  determines the random potential. Data presented in Figures 2 and 3 do not therefore directly correspond to the electronic density of states in the disordered electronic system since different values of  $\delta$  corresponds to different models. Note also that the energy  $E$  (Eq. 11) is also a function of  $\delta$ .

For completeness, we show in Fig. 4 the density  $\rho(E)$  of states for the electronic system for four typical values of  $\delta$ .

#### A. Diffusive regime ( $\langle g \rangle > 1$ )

Three frequency bands are visible in Figs. 2 and 3 in which one expects metallic behavior of the conductance: mean conductance  $\langle g \rangle > 1$  slightly increases with the system size and the value of  $\text{var } g$  is very close to the universal conductance fluctuation (UCF). The distri-

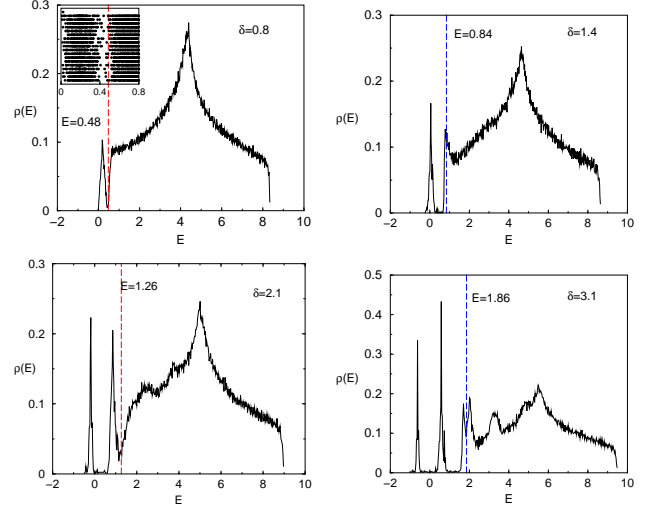


FIG. 4: Density of states for the electron system with  $x = 0.2$  calculated for four values of  $\delta$ . The size of the system is  $48 \times 48$  and average over 10 ensembles was done. Dashed lines indicate the energy  $E(\delta)$ . For  $\delta = 0.8$ , the inset shows the position of eigenenergies for 18 different samples.

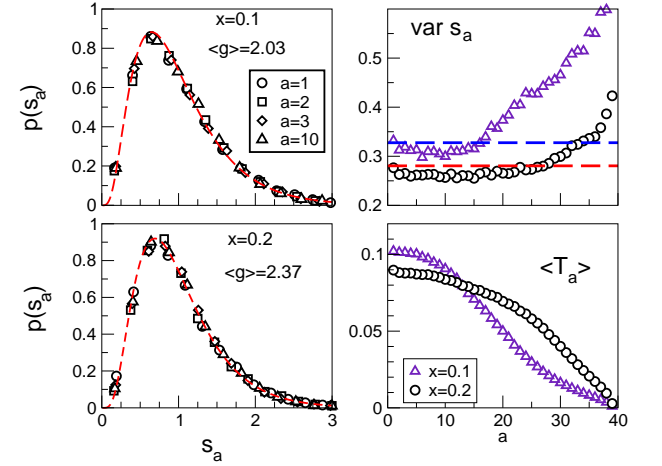


FIG. 5: Left panels: Probability distribution  $p(s_a)$  for some open channels compared with the theoretical prediction of Eq. 3 (dashed line).  $\omega^2 \epsilon_1/c^2 = 0.14$  (the center of the first band). Concentration of cylinders is  $x = 0.1$  (top) and  $x = 0.2$  (bottom). Right panels: The second cumulant  $\text{var } s_a$  as a function of index  $a$  compared with  $2/3\langle g \rangle$  (dashed lines) and mean values  $\langle T_a \rangle$ . It is evident that open channels are not equivalent. Universal statistics is expected only for channels which contribute considerably to the conductance. The size of the system is  $L = 128$ , electron energy is  $E = 0.84$ ,  $N_{\text{stat}} = 10000$ . The number of open channels,  $N_{\text{op}} = 39$ .

bution of the conductance is Gaussian (see, for example, Fig. 10). Although these properties are just finite size effects (no metallic state exists in 2D in the limit  $L \rightarrow \infty$ ), data enable us to check theoretical prediction about the transmission statistics.

In Figures 5 and 6 we show the statistics of the param-

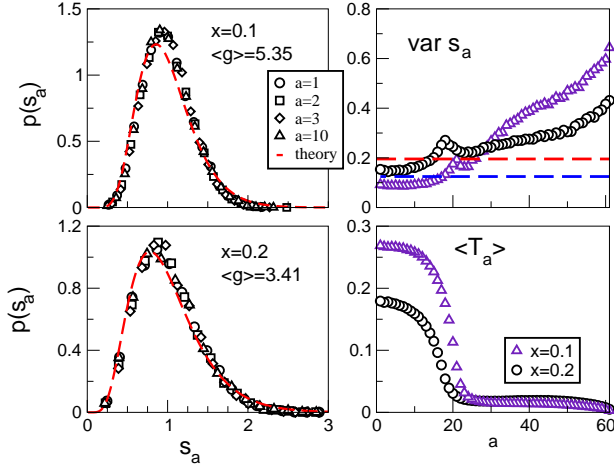


FIG. 6: The same as in Fig. 5 but for  $\omega^2 \epsilon_1 / c^2 = 0.31$ .  $N_{\text{op}} = 61$ .

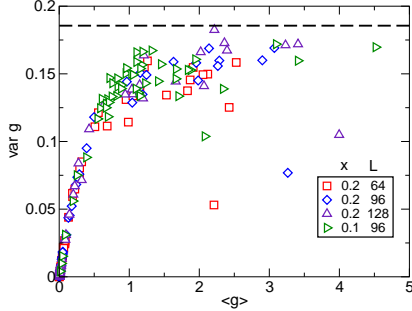


FIG. 7: The variance of the conductance,  $\text{var } g = \langle g^2 \rangle - \langle g \rangle^2$  as a function of the mean conductance for  $x = 0.1$  and  $x = 0.2$  and various system size. For small values of  $\langle g \rangle$ , data scales to universal curve. For large  $\langle g \rangle$  they converge to UCF value  $\text{var } g = 0.1855^{18}$ . For  $\langle g \rangle > 2$ , we found large deviation from the UCF only for very small frequency,  $\omega^2 \epsilon_1 / c^2 < 0.1$ . Here, however no universality is expected because the number of open channels is small.

ters  $s_a$  for the frequency in the center of the first ( $\delta \approx 1.4$ ) and the second ( $\delta = 3.1$ ) band. The number of open channels is 39 and 61, respectively. Data show that only a few channels (those with small incident angles) give significant contribution to the conductance. For those channels, the distribution  $P(s_a)$  is universal and does not depend on  $a$ . The second cumulant,  $\text{var } s_a$ , is also close to its theoretical value  $2/3 \langle g \rangle$ . This is in agreement with experimental data<sup>6</sup>. The mean value  $\langle T_a \rangle$  decreases to very small values for higher  $a$  (higher transversal momenta). The same results (not shown here) were obtained also for quasi-one dimensional systems of length 2- and 4- times longer than the system width. We believe that the non-equivalence of open channels is caused by the non-quadratic dispersion relation, Eq. 13.

Figure 7 shows the variance of the conductance vs the

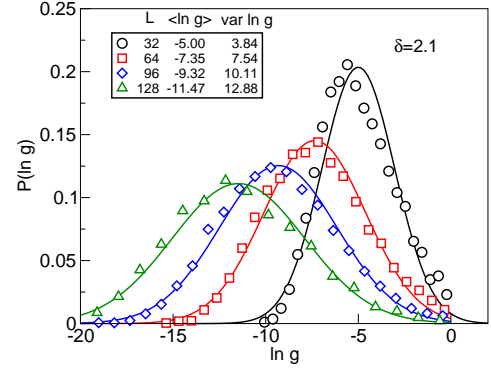


FIG. 8: Probability distribution  $P(\ln g)$  for  $\omega^2 \epsilon_1 / c^2 = 0.21$ . Distribution is close to the log normal with  $\text{var } \ln g \approx \langle \ln g \rangle$  which confirms the localization regime.  $N_{\text{stat}}$  is  $10^5$  for  $L \leq 96$  and  $10^4$  for  $L = 128$ . Legend presents data for  $\langle \ln g \rangle$  and for  $\text{var } \ln g$ . Data confirm that  $\text{var } \ln g \approx -\langle \ln g \rangle$ , which is typical for Anderson localization.

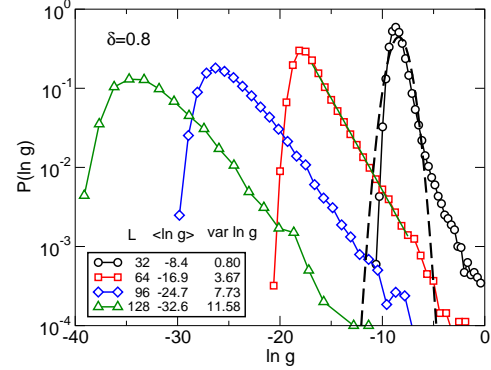


FIG. 9: Distribution of the  $\ln g$  for  $\omega^2 \epsilon_1 / c^2 = 0.08$  and  $x = 0.2$ . Distribution shows that transport is due to the tunneling through the system with an energy gap. Note that the width of the distribution  $\text{var } \ln g \ll \langle \ln g \rangle$  is much smaller than for the disorder induced insulator (data for mean and variance are given in the legend).  $N_{\text{stat}}$  is  $10^5$  for  $L \leq 96$  and  $10^4$  for  $L = 128$ .

mean conductance  $\langle g \rangle$ . We expect that  $\text{var } g$  would saturate to universal value  $\text{var } g \rightarrow 0.1855$  [18,20] for  $g \gg 1$ . The only exemption are data for very small frequencies (small values  $\delta$ ). Here, the number of open channels is too small so that no statistical description of the system is possible. In spite of the large mean conductance, the conductance fluctuations are not universal. This is not a surprise since universality is expected only in the limit of large number of open channels.

## B. Localization and tunneling ( $\langle g \rangle \ll 1$ )

In the regions between the pass bands the conductance decreases exponentially with the system size. It is much more pronounced for larger concentration of cylinders ( $x = 0.2$ ). Here, two different regimes were observed.

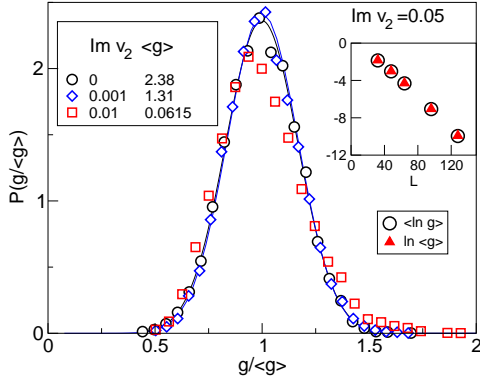


FIG. 10: Probability distribution of the conductance  $g$  for  $x = 0.2$  and  $\omega^2 \epsilon_1 / c^2 = 0.14$  for the case without absorption and with small absorption in the dielectric cylinders ( $L = 128$ ). Absorption is due to small imaginary part of the permittivity  $\epsilon_2$  of cylinders. The mean conductance decreases due to absorption (see legend) and the conductance distribution is Gaussian. Inset shows the  $L$  dependence of  $\ln \langle g \rangle$  and  $\langle \ln g \rangle$  for the stronger absorption ( $\text{Im } V_2 = 0.05$ ). Data confirms that the conductance is self-averaged.

In the upper gap, ( $\omega^2 \epsilon_1 / c^2 \approx 0.21$ ) the observed statistical properties of the conductance are in agreement with the theoretical expectations for the localized regime: The distribution of  $\ln g$  is Gaussian (Fig. 8) with  $\text{var } \ln g \approx -\langle \ln g \rangle \propto L/\xi$ , which is characteristic for the disorder induced localization. Parameter  $\xi$  is the localization length<sup>25</sup>.

In the lower gap ( $\omega^2 \epsilon_1 / c^2 \approx 0.08$ ), the conductance decreases rapidly as the size of the system increases. The distribution of  $\ln g$  is not Gaussian (Fig. 9) and the variance  $\text{var } \ln g \ll -\langle \ln g \rangle$ . In this region, the density of states is close to zero, and the main mechanism of the transport is the tunneling through the sample. This is clearly visible from Fig. 4, which presents the density of states for the electronic model. The conductance statistics is determined by the statistical properties of the energy spectra at the band edges.

## V. ABSORPTION

Absorption reduces the transmission of the EM waves in a similar way as localization. Mean conductance decreases exponentially with the system length<sup>24</sup>. To distinguish between Anderson localization and absorption effects, we need to understand the statistical properties of the transmission. In Ref. 9 the simple criterion for localization was derived based on the value of the parameter

$$g' = 2/(3\text{var } s_a). \quad (14)$$

Localization appears if  $g' \leq 1$ .

To study the effect of the absorption, we add a small imaginary part to the permittivity of cylinders (more precisely,  $V_2$  in Eq. 9 becomes complex in our simulations). First, we analyze how absorption changes the

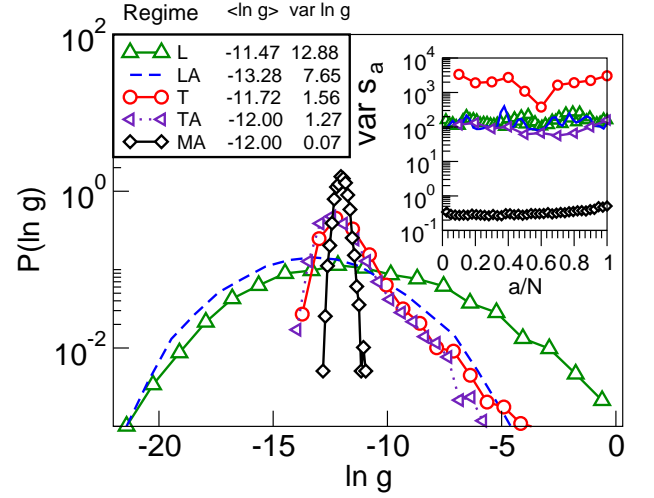


FIG. 11: Probability distribution of the logarithm of the conductance in various regimes: L: regime of Anderson localization with Gaussian distribution and  $\text{var } \ln g \approx -\langle \ln g \rangle$ . LA: localized regime with absorption ( $\text{Im } V_2 = 0.01$ ). Compared with L, we see that the part of the distribution with relatively large conductance is missing. T: tunneling regime, in which  $\text{var } \ln g \ll -\langle \ln g \rangle$ . TA: tunneling with absorption ( $\text{Im } V_2 = 0.05$ ). Absorption does not influence  $p(\ln g)$ . MA: metallic regime with absorption. Here, conductance is self-averaged. Parameters of systems were chosen such that  $\langle \ln g \rangle$  is approximately the same for all systems (see legend). Inset shows  $\text{var } s_a$  in all the above regimes. As predicted in Ref. [9],  $\text{var } s_a < 1$  in the metallic regime with absorption, but is  $\gg 1$  in the localized regime, both with and without absorption. The same holds for tunneling regime (data for L, LA and TA regimes are almost indistinguishable). Thus, the criterion  $g' < 1$  can not distinguish between localization and tunneling.

transmission properties of the metallic system. We use  $\delta = 1.4$  and  $x = 0.2$  (see fig. 2). As expected, the mean conductance decreases when the system size increases:  $\langle \ln g \rangle \sim -L$  similarly as for the localized wave. In contrast to the localized regime the conductance is in this case self-averaged:  $\langle \ln g \rangle = \ln \langle g \rangle$ . The conductance distribution is still Gaussian. As shown in Fig. 10, the width of the distribution of the *normalized* conductance depends only weakly on the absorption strength. This is in agreement with analytical results of Brouwer [24].

Figure 11 compares the statistics of the logarithm of the conductance for five different transport regimes: localization and tunneling with and without absorption and diffusive (metallic) regime with absorption. Data confirms that absorption does not change the statistical properties of the conductance, which is given mostly by the interference of electrons or classical waves due to disorder. In the regime of Anderson localization the probability to find relatively large values of  $g$  is reduced due to absorption, while another part of the distribution, where  $\ln g \ll \langle \ln g \rangle$  is almost unaffected by the presence of absorption. As a result,  $p(\ln g)$  is not Gaussian any more. In the tunneling regime, absorption only reduces

the magnitude of var  $s_a$  (inset of fig. 11).

## VI. CONCLUSIONS

We presented numerical analysis of the transmission of the scalar classical wave through a disordered two dimensional system. By mapping this system to a 2D electronic disordered problem, we found frequency interval with high transmission. For these frequencies, we obtained the statistical distribution of the transmission parameters predicted recently by the theory. We confirmed the universality of the conductance fluctuations and of the distribution of the parameters  $s_a$  in the metallic regime. The universality survives for rather small values of conductance,  $\langle g \rangle = 1 - 3$ . Our data are consistent with previous experiments<sup>6</sup>. We showed that the open channels are not equivalent: only channels which correspond to small incident angles contribute to the conductance and follow the universal statistics. The transmission through channels, with small transmission  $\langle T_a \rangle$  are not expected to be universal.

As there is no metallic regime in dimension 2, the above described metallic behavior is just an effect of the finite size of our sample. By increasing the system size, conductance would decrease and finally, in the limit of  $L \gg$  localization length, the wave becomes localized. Local-

ized regime was also observed in a gap, where the density of states is smaller than in the bands, but still non-zero. In this frequency interval broad distribution of the logarithm of the conductance, typical for the Anderson localization in electronic systems, is observed.

Anderson localization should be distinguish from the tunneling regime which we found in the frequency gap where the density of states is close to zero. Here, the conductance statistics is determined by the statistical properties of the isolated frequencies inside the gap. The distribution  $p(\ln g)$  differs considerably from Gaussian.

Finally, we analyzed effects of absorption. We found, in agreement with previous works and experiments, that absorption does not change the statistical properties of the transmission. As statistical properties of parameters  $s_a$  are almost insensitive to the presence of absorption both in the localized and in the metallic regimes, typical values of var  $s_a$  enables us to decide whether the conductance decreases exponentially due to localization or due to the absorption. However, statistics of  $s_a$  can not distinguish between Anderson localization and tunneling. Fortunately, these two regimes are distinguishable from the form of the probability distribution of the total transmission  $g$ .

**Acknowledgments** This work was supported by Ames Laboratory (Contract. n. W-7405-Eng-82), and VEGA (Project n. 2/3108/2003).

---

\* E-mail: Peter.Markos@savba.sk

<sup>1</sup> P. W. Anderson, Phys. Rev. **109**, 1492 (1958)

<sup>2</sup> E. Abrahams, P. W. Anderson, D. C. Licciardello, T. V. Ramakrishnan, Phys. Rev. Lett. **42**, 673 (1979)

<sup>3</sup> E. Abrahams, S. V. Kravchenko, M. P. Sarachik, Rev. Mod. Phys. **73**, 251 (2001)

<sup>4</sup> A. MacKinnon and B. Kramer, Z. Phys. B **53**, 1 (1983)

<sup>5</sup> K. Slevin, P. Markoš, and T. Ohtsuki, Phys. Rev. Lett. **86**, 3594 (2001); Phys. Rev. B **67**, 155106 (2003)

<sup>6</sup> M. Stoytchev and A. Z. Genack, Phys. Rev. Lett. **79**, 309 (1997)

<sup>7</sup> A. Z. Genack and N. Garcia, Phys. Rev. Lett. **66**, 2064 (1991)

<sup>8</sup> A. A. Chabanov and A. Z. Genack, Phys. Rev. Lett. **87**, 153901 (2001)

<sup>9</sup> A. A. Chabanov, M. Stoytchev and A. Z. Genack, Nature **404**, 850 (2000)

<sup>10</sup> C. M. Soukoulis, E. N. Economou, G. S. Grest, and M. H. Cohen, Phys. Rev. Lett. **62**, 575 (1989)

<sup>11</sup> T. Ando, Phys. Rev. B **44**, 8017 (1989)

<sup>12</sup> R. Landauer, IBM Res. Dev. **1**, 223 (1957)

<sup>13</sup> E. N. Economou and C. M. Soukoulis, Phys. Rev. Lett. **46**, 618 (1981)

<sup>14</sup> C. W. J. Beenakker, Rev. Mod. Phys. **69**, 731 (1997)

<sup>15</sup> M. C. W. van Rossum and Th. M. Nieuwenhuizen, Rev. Mod. Phys. **71**, 313 (1999)

<sup>16</sup> P. A. Mello, P. Pereyra and N. Kumar, Ann. Phys. (NY) **181**, 290 (1988)

<sup>17</sup> P. A. Mello and A. D. Stone, Phys. Rev. B **44**, 3559 (1991)

<sup>18</sup> P. A. Lee, A. D. Stone, and H. Fukuyama, Phys. Rev. B **35**, 1039 (1987)

<sup>19</sup> Y. Imry, Europhys. Lett. **1**, 249 (1986)

<sup>20</sup> M. Rühländer, P. Markoš and C. M. Soukoulis, Phys. Rev. B **64**, 172202 (2001)

<sup>21</sup> I. Travěněc, Phys. Rev. B **69**, 033104 (2004)

<sup>22</sup> Th. M. Nieuwenhuizen and M. C. W. van Rossum, Phys. Rev. Lett. **74**, 2674 (1995)

<sup>23</sup> E. Kogan and M. Kaveh, Phys. Rev. B **52**, R3813 (1995)

<sup>24</sup> P. W. Brouwer, Phys. Rev. B **57**, 10526 (1998)

<sup>25</sup> Strictly speaking,  $p(\ln g)$  is not exactly Gaussian in localized regime, see P. Markoš, Phys. Rev. B **65**, 104207 (2002) for details.