

# Nano-mechanical magnetization reversal

Alexey A. Kovalev,<sup>1</sup> Gerrit E. W. Bauer,<sup>1</sup> and Arne Brataas<sup>2</sup>

<sup>1</sup>*Kavli Institute of NanoScience, Delft University of Technology, 2628 CJ Delft, The Netherlands*

<sup>2</sup>*Department of Physics, Norwegian University of Science and Technology, N-7491 Trondheim, Norway*

(Dated: 25th September 2018)

The dynamics of the ferromagnetic order parameter in thin magnetic films is strongly affected by the magnetomechanical coupling at certain resonance frequencies. By solving the equation of motion of the coupled mechanical and magnetic degrees of freedom we show that the magnetic-field induced magnetization switching can be strongly accelerated by the lattice and illustrate the possibility of magnetization reversal by mechanical actuation.

PACS numbers: 75.60.Jk, 85.85.+j, 85.70.Kh

The dynamics of the order parameter of small magnetic clusters and films is a basic problem of condensed matter physics with considerable potential for technological applications [1]. The magnetic field induced reversal in such systems is perhaps the most active field of research. In clusters as small as 1000 atoms the magnetization carries out a coherent motion according to the Stoner-Wohlfarth model [2]. In small magnetic wires, on the other hand, magnetization reversal is achieved by domain walls traversing the sample [3]. With decreasing size of magnetic memory cells the fundamental limits to the speed and energy dissipation of the magnetization switching are important issues. Ingenious mechanisms like the so-called precessional switching [4] in which the magnetization vector traces straight paths on the unit sphere might come close to the optimum in both respects, but the magnetic fields cannot be strongly localized, its creation therefore wastes energy. An alternative is the current-induced spin-transfer torque [5], that can switch magnetic layers [6, 7] as well as move domain walls [8]. Completely different switching strategies, *e.g.* using antiferromagnets [9], attract interest as well.

Advances in fabrication and detection push the fundamental-mode frequencies of nanodevices up to the GHz range [10, 11]. Nanomechanics and nanomagnetism come together in magnetic resonance force microscopy that has already reached single-spin sensitivity [12]. It has been suggested that mechanical oscillation can be used to force coherent motions on uncoupled nuclear spins [13]. Here we propose employing the resonant coupling between magnetic and mechanical degrees of freedom, studied before only in the limit of small magnetization oscillations [14], to accelerate magnetization reversal and suggest a mechanism to switch magnetization by mechanical actuation alone, *i.e.* without an applied magnetic field. To this end we solve the strongly non-linear problem in the limit of weak damping and energy transfer analytically. Comparison with numerical simulations indicates that the solutions are robust beyond their formal regime of applicability.

We consider a small dielectric cantilever with a single-domain ferromagnetic layer deposited on its far end (see

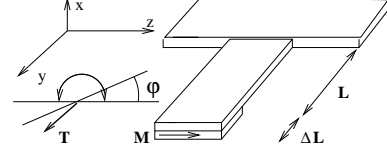


Figure 1: A nano-magneto-mechanical cantilever supporting magneto-vibrational modes. On a dielectric substrate (such as Si) a single-domain ferromagnetic film is deposited at the free end.

Fig. 1) in the presence of an external field  $\mathbf{H}_0$ .

The dynamics of the magnetization  $\mathbf{M}$  is well described by the Landau-Lifshitz-Gilbert equation [15]:

$$\frac{d\mathbf{M}}{dt} = -\gamma \mathbf{M} \times \mathbf{H}_{\text{eff}} + \alpha \mathbf{M} \times \left( \frac{d\mathbf{M}}{dt} \right)_{\text{cant}}, \quad (1)$$

where  $\gamma$  denotes the gyromagnetic ratio. The phenomenological Gilbert constant is typically  $\alpha \leq 0.01$ , and the derivative  $\left( \frac{d\mathbf{M}}{dt} \right)_{\text{cant}} = \frac{d\mathbf{M}}{dt} + \frac{d\varphi}{dt} (-M_z \mathbf{x} + M_x \mathbf{z})$  is taken in the reference system of the cantilever (see Fig. 1). For small  $\varphi = \varphi(L)$ , where  $\varphi(y)$  is the torsion angle at position  $y$  of the cantilever, the effective field is  $\mathbf{H}_{\text{eff}} = (\nu M_z \varphi - \nu M_x) \mathbf{x} + \nu M_x \varphi \mathbf{z} + \mathbf{H}_0$ , where  $\nu$  describes the demagnetizing dipolar field ( $\nu \simeq 4\pi$  for our geometry). The coupling originates here from the demagnetizing field and since the crystal anisotropy field can be small (*e.g.* in permalloy) it is disregarded initially.

Without coupling and Gilbert damping the dynamics of the magnetic subsystem can be solved analytically [16], leading to the trajectories and oscillation periods depicted in Fig. 2. The period of the motion can be expressed by elliptic integrals  $K$  as

$$\begin{aligned} T_1 &= 4\sqrt{2}K(p_-/p_+) / (\gamma\sqrt{p_+}); & E < MH_0, \\ T_2 &= 2\sqrt{2}K(1-p_+/p_-) / (\gamma\sqrt{-p_-}); & E > MH_0, \\ p_{\pm} &= H_0^2 - \nu E \pm H_0\sqrt{H_0^2 - 2\nu E + \nu^2 M^2}, \end{aligned} \quad (2)$$

where  $E_{mg} = -H_0 M + \nu M_x^2/2$ . The strong variation of the periodicity has important consequence for the coupling to the lattice as explained below.

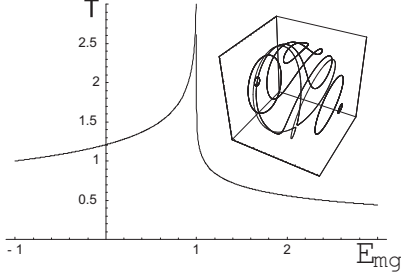


Figure 2: The periods  $T_1$  ( $E_{mg} < 1$ ) and  $T_2$  ( $E_{mg} > 1$ ) of the magnetization dynamics in Eqs. (2) in units of  $2\pi/(\gamma\sqrt{(H_0 + \nu M)H_0})$  as a function of energy in units of  $H_0 M$ . The inset shows a plot of typical trajectories at different energies on the unit sphere ( $\nu M = 10H_0$ ).

The equation of motion of the cantilever is [17]:

$$C \frac{\partial^2 \varphi}{\partial y^2} = \rho I \frac{\partial^2 \varphi}{\partial t^2} + 2\beta \rho I \frac{\partial \varphi}{\partial t}, \quad (3)$$

where  $C$  is an elastic constant defined by the shape and material of the cantilever ( $C = \frac{1}{3}\mu da^3$  for a plate with thickness  $a$  much smaller than width  $d$  and  $\mu$  is the Lamé constant),  $I = \int (z^2 + x^2) dz dx \simeq ad^3/12$  is the moment of inertia of the cross-section about its center of mass,  $\rho$  the mass density, and  $\beta$  a phenomenological damping constant related to the quality factor  $Q$  at the resonance frequency  $\omega_e$  as  $Q = \omega_e/(2\beta)$  (at 1 GHz  $Q \sim 500$  [11]). Note that  $\omega_e$  can be also a higher harmonic resonance frequency in what follows. The clamping boundary condition is  $\varphi|_{y=0} = 0$ . The conservation law for the mechanical angular momentum  $\mathbf{V}^{\text{el}}(y)$  for a thin slice at point  $y \in \{0, L\}$  (without magnetic overlayer)  $d\mathbf{V}^{\text{el}}(y)/dt = \mathbf{T}(y)$ , where the torque  $\mathbf{T}(y)$  flowing into the slice, is modified by the coupling to the magnet in a region  $y \in \{L, L + \Delta L\}$  ( $\Delta L$  is the length of the cantilever covered by the magnetic layer) as:

$$\frac{d}{dt} \left( \mathbf{V}^{\text{el}}(L) + \left(-\frac{1}{\gamma}\right) \mathbf{M}(L) V \right) = \mathbf{T}(L) + \mathbf{T}_{\text{field}}, \quad (4)$$

where  $\mathbf{T}_{\text{field}} = \mathbf{M} \times \mathbf{H}_0$ ,  $V$  volume of the magnet and  $\mathbf{T}|_y = -C\tau(y)$  is the torque flowing through the cantilever at point  $y$  ( $\tau = \partial\varphi(y)/dy$ ). When  $\Delta L \ll L$ , internal strains in the magnetic section may be disregarded. The magnetovibrational coupling can then be treated as a boundary condition to the mechanical problem [14], which is expressed as the torque  $C\tau|_{y=L}$  exerted by the magnetization on the edge of the cantilever:

$$C\tau|_{y=L} = \frac{1}{\gamma} \left( \frac{d\mathbf{M}}{dt} + \gamma \mathbf{M} \times \mathbf{H}_0 \right) |_y. \quad (5)$$

The effect of the coupling between Eqs. (1) and (3) may thus be summarized as

$$\begin{aligned} \frac{\partial \varphi}{\partial y}|_{y=L} &= \sqrt{\nu M/H_0} \frac{\pi \varphi_0^2}{(cM)} \left( \frac{dM_y}{dt} + \gamma \mathbf{M} \times \mathbf{H}_0 \right), \\ \mathbf{H}_{\text{eff}} &= (\nu M_\varphi - \nu M_x) \mathbf{x} + \nu M_x \varphi \mathbf{z} + \mathbf{H}_0, \end{aligned} \quad (6)$$

where we introduce the parameter  $\varphi_0^2 = MV\sqrt{H_0/(\nu M)}/(\gamma 2\rho IL\omega_e)$ , whose physical meaning is explained below. In the absence of damping, the above system of equations can be obtained as well from the free energy:

$$F = V(-\mathbf{M}\mathbf{H}_0 + \frac{\nu}{2}M_x^2 + \nu M_x M_z \varphi(L)) + \frac{C}{2} \int_0^L \left( \frac{\partial \varphi}{\partial x} \right)^2 dx. \quad (7)$$

We first address the coupling strength [18] of a system described by Eq. (7). Consider the two subsystems oscillating at common frequency  $\omega$ . The total mechanical energy is then  $E_{me} = \rho IL\omega^2 \varphi_0^2$ , where  $\varphi_0$  is the maximal angle of the torsional motion (that will turn out to be identical to the parameter introduced below Eq. (6)). By equipartition this energy should be of the order of the magnetic energy  $E_{mg} = MVH_0$ . The maximal angle would correspond to the mechanical motion induced by full transfer of the magnetic energy to the lattice. By equalizing those energies we find an estimate for the maximal angle of torsion  $\varphi_0 = \sqrt{MVH_0/(\rho IL\omega^2)}$ , which at resonance is identical to the parameter introduced above. The coupling between the subsystems can be measured by the distribution of an applied external torque (*e.g.* applied by a magnetic field) over the two subsystems. The total angular momentum flow into the magnetic subsystem by the effective magnetic field is  $(MV/\gamma)\omega$ , whereas that corresponding to the mechanical subsystem at the same frequency is  $(\rho IL\omega\varphi_0)\omega$ . Their ratio is  $\varphi_0\sqrt{\nu M/H_0}$ . The maximum angle  $\varphi_0$  derived above is therefore also a measure of the coupling between the magnetic and mechanical subsystems. This estimate is consistent with the splitting of polariton modes at resonance of  $G = \varphi_0^2 \omega^2 \nu M/H_0$  [14]. An estimate for a cantilever with  $\rho = 2330 \text{ kg/m}^3$  (Si) and  $d = 1 \mu\text{m}$  leads to  $\varphi_0^2 \nu M/H_0 \sim M/(\gamma^2 \rho d^2 H_0) \sim 10^{-3}$ . Decreasing  $d$ ,  $\rho$ ,  $H_0$  or  $1/M$  is beneficial for the coupling.

Magnetization reversal by a magnetic field in the coupling regime can be realized even without any damping by transferring magnetic energy into the mechanical system. Since we find that  $\varphi_0 \ll 1$  for realistic parameters, the subsystems undergo many precessions/oscillations before the switching is completed. The switching is then associated with a slow time scale corresponding to the global motion governed by the coupling or a (reintroduced) weak damping relative to a fast time scale characterized by the Larmor frequency. The equation of motion for the slow dynamics (the envelope functions) can be derived by averaging over the rapid oscillations. To this end we substitute Eq. (6), linearized in the small parameters  $\alpha$ ,  $\beta$  and  $\varphi_0$ , into the equations for the mechanical and the magnetic energies:

$$\begin{aligned} \frac{d}{dt} E_{me} &= -2\beta E_{me} + C\tau|_{x=L} \frac{d\varphi}{dt}|_{x=L}, \\ \frac{d}{dt} E_{mg} &= -H_0 \dot{M}_z + \nu M_x \dot{M}_x. \end{aligned} \quad (8)$$

We focus in the following on the regime  $H_0 \ll \nu M$ , which

usually holds for thin films and not too strong fields, in which the magnetization motion is elliptical with long axis in the plane and small  $M_x$  even for larger precession cones. Disregarding terms containing higher powers of  $M_x$  and averaging over one period as indicated by  $\langle \dots \rangle$

$$\begin{aligned} \left\langle \frac{dE_{me}}{dt} \right\rangle + \langle 2\beta E_{me} \rangle &= -V\nu \langle M_z M_x \dot{\varphi} \rangle, \\ \left\langle \frac{dE_{mq}}{dt} \right\rangle + \langle \alpha \nu^2 M M_x^2 \rangle &= \nu \langle M_z \dot{M}_x \varphi \rangle. \end{aligned} \quad (9)$$

By adiabatic shaping of time-dependent magnetic fields we can keep the two subsystems at resonance at all times. The slow dynamics  $\varphi(L, t) \sim A(t)e^{i(\omega+\pi/2)t}$  and  $M_x \sim W(t)e^{i\omega t}$  in time domain is then governed by the equation:

$$\begin{aligned} \dot{A} + \beta A &= -\frac{\varphi_0^2 \nu}{H_0 M} \sqrt{\nu M / H_0} (-MH_0 + \frac{\nu W^2}{4}) W, \\ \dot{W} + \alpha \sqrt{\nu M / H_0} \omega W / 2 &= \frac{\omega}{H_0} (-MH_0 + \frac{\nu W^2}{4}) A, \end{aligned} \quad (10)$$

$\varphi(L, t) \sim \tilde{A}(t)e^{i\omega t}$  and  $M_x \sim \tilde{W}(t)e^{i(\omega-\pi/2)t}$  corresponding to  $\pi/2$ -shifted harmonics are also solutions, and the initial conditions determine the linear combination of two envelope functions, *i.e.* the beating pattern of two hybridized polariton modes [14]. When initially all energy is stored in one degree of freedom,  $M_x$  is  $\pi/2$  shifted from  $\varphi(L, t)$  and  $A_2(t) = 0$ . Eqs. (10) describe a (damped) harmonic oscillator with frequency  $\omega \varphi_0 \sqrt{\nu M / H_0} = G \ll \omega$  when  $\nu W^2 / 4 \ll MH_0$ . Such oscillatory behavior persists for general angles (except for motion with very large angle cones close to the antiparallel configuration at which the frequency is reduced by up to a factor  $1/2$ ). This is illustrated by Fig. 3 which shows a numerical simulation of Eq. (6) for an undamped system excited at  $t = 0$  by a magnetic field  $\vec{H}_0$  at an angle  $2\pi/3$  with the initial magnetization. The number of periods necessary to transfer all energy from one subsystem to the other is therefore given by  $\sim 1 / (4\varphi_0 \sqrt{\nu M / H_0})$ . Eq. (10) also shows that for damping constants  $\alpha > \varphi_0 / \pi$  or  $\beta / \omega > \varphi_0 \sqrt{\nu M / H_0} / \pi$  the beating is suppressed.

Fig. 3 illustrates that the mechanical system absorbs energy from the magnetic subsystem and gives it back repeatedly in terms of violent oscillations that are modulated by an envelope function on the time scale derived above. When the envelope function vanishes the magnetization is reversed and the systems seems to be at rest. However, since the energy is not dissipated, the momentarily silence is deceptive, and the beating pattern repeats. An efficient coupling requires that the frequencies of the subsystems are close to each other at each configuration, which was achieved in the simulation by the adiabatic modulation of the magnetic field  $H_0$  according to Fig. 2. However, the reversal process is robust; an estimate from Eqs. (9) for the necessary proximity of the resonant frequencies of the mechanical and the magnetic subsystems is  $\Delta\omega \sim (\nu M / H_0)^{1/2} \varphi_0 \omega$ . In that case the above estimates still hold.

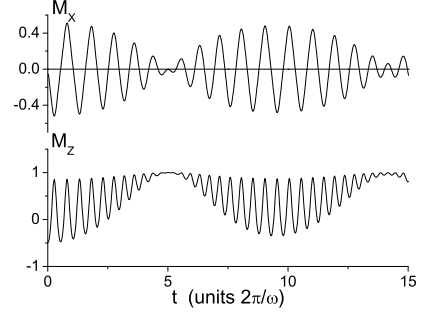


Figure 3: Time-dependent response of the magnetomechanical system to an external magnetic field switched on at  $t = 0$ , in the absence of dissipation. Plotted are the  $x$ - and  $z$ -components of the magnetization ( $\nu M = 10H_0$ ).

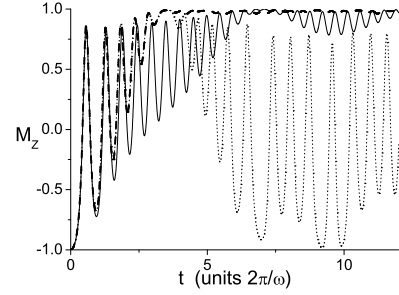


Figure 4: Magnetization reversal assisted by the mechanical coupling. In the dashed line the external magnetic field is reduced at moment  $t = 3.5$  to half of its initial value (at  $\alpha = \beta = 0$ ). In the dotted and solid lines the field is kept constant. The solid line illustrates the effect of a mechanical damping of  $\beta = 0.04$  ( $\nu M = 10H_0$ ).

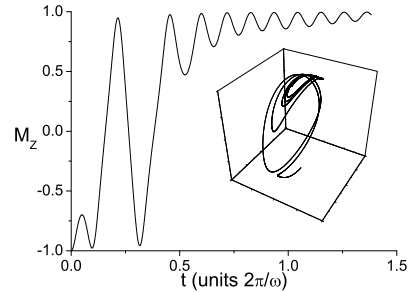


Figure 5: Magnetization switching by a pulsed actuation of a damped cantilever without external field. Inset shows the corresponding magnetization trajectory on the unit sphere.

Let us now consider the reversal from the state  $M_z = -1$  by pulsed actuation of the mechanical system with an energy less than  $H_0 M$  by twisting the cantilever abruptly at  $t = 0$ . The mechanical actuation is not essential here, but it helps the magnetization to quickly escape the unstable equilibrium point. We can suppress the backflow of energy by sufficiently damping the mechanical subsystem as illustrated in Fig. 4 for  $\beta \sim 0.04$  with a vanishing Gilbert damping,  $\alpha = 0$ . Alternatively we may detune the external magnetic field out of the resonance after the first reversal. We observe that even without intrinsic damping the unwanted “ringing” after the switching is strongly suppressed. What happens here is that starting with all energy stored in the magnetic degree of freedom, the system is brought into resonance only for the time of one beating. All energy is then irreversibly transferred to the mechanical degree of freedom.

Finally we propose a non-resonant mechanical reversal scheme analogous to “precessional” switching [4]. The effective field  $\mathbf{H}_{\text{eff}}$  (see Eq. (6)) has a component perpendicular to the plane of the film  $H_x \sim M\varphi$ . Under a sudden mechanical twist this component acts like a transverse magnetic pulse about which the precessing develops. The mechanical actuation should be fast, on a scale  $(\gamma\varphi\nu M)^{-1}$ , but there are no restrictions on the mechanical frequency now. We integrate this system numerically for a strongly damped cantilever  $\beta/\omega \sim 1$  and a twist of  $\varphi = 0.2$ . In Fig. 5 we plot the reaction of  $M_z$ , reintroducing an easy axis anisotropy described by  $DM_z\mathbf{z}$  ( $D = 0.05$ ,  $\alpha = 0.01$ ) and in the absence of an external field. As in the case of the precessional switching, the switching time can be minimized by a more careful adjustment of the mechanical pulse in order to realize the optimum “ballistic” path between  $M_z = \pm 1$ .

Summarizing, we investigated the non-linear dynamics of coupled magnetic and mechanical fields for a cantilever with a ferromagnetic tip. Conventional magnetic-field induced reversal can be accelerated by finding new materials with higher dissipation, *i.e.* Gilbert damping constant  $\alpha$ . We propose here three strategies for fast magnetization reversal and suppressed “ringing” using conventional magnets but opening new dissipation channels by i) making use of the additional mechanical damping, ii) shaping the external magnetic field pulses, thus quickly channeling-off magnetic energy when damping is weak. Furthermore, we propose iii) a precessional reversal due to a mechanically generated out-of-plane demagnetizing field without applied magnetic fields.

The experimental realization will be a challenge since the cantilever has to work at very high frequencies (note that coupling to higher harmonics may be a partial solution) or has to be actuated fast. The magnetic film

should be small enough to form a single domain. With the present pace of progress in nanomechanics and nanomagnetism, we are optimistic that these conditions can be met in the not too far future.

This work has been supported by the Dutch FOM Foundation and the Research Council of Norway, NANOMAT Grants. No. 158518/143 and 158547/431. We thank Yaroslav Tserkovnyak and Oleg Jouravlev for helpful discussions.

- 
- [1] B. Hillebrands and K. Ounadjela (Eds.), *Spin Dynamics in Confined Magnetic Structures*, (Springer, Berlin, 2003); S. Maekawa and T. Shinjo (Eds.), *Applications of Magnetic Nanostructures*, (Taylor and Francis, New York, 2002).
  - [2] M. Jamet *et al.*, Phys. Rev. B **69** (2), 024401 (2004).
  - [3] T. Ono *et al.*, Science **284** (5413), 468 (1999); M. Tsoi, R.E. Fontana, S.S.P. Parkin, Appl. Phys. Lett. **83**, 2617 (2003); D. Atkinson *et al.*, Nature Materials **2**, 85 (2003).
  - [4] C.H. Back *et al.*, Phys. Rev. Lett. **81**, 3251 (1998); Th. Gerrits *et al.*, Nature (London) **418**, 509 (2002); H.W. Schumacher *et al.*, Phys. Rev. Lett. **90**, 0117201 (2003).
  - [5] J.C. Slonczewski, J. Magn. Magn. Mater. **159**, L1 (1996); L. Berger, Phys. Rev. B **54**, 9353 (1996).
  - [6] M. Tsoi *et al.*, Phys. Rev. Lett. **80**, 4281 (1998); J.-E. Wegrowe *et al.*, Europhys. Lett. **45**, 626 (1999); J.Z. Sun, J. Magn. Magn. Mater. **202**, 157 (1999); E.B. Myers *et al.*, Science **285**, 867(1999); S.I. Kiselev *et al.*, Nature **425** (6956), 380 (2003).
  - [7] T. Valet, unpublished.
  - [8] A. Yamaguchi *et al.*, Phys. Rev. Lett. **92**, 077205 (2004); G. Tatara and H. Kohno Phys. Rev. Lett. **92**, 086601 (2004); S.E. Barnes and S. Maekawa, cond-mat/0311039.
  - [9] A.V. Kimel *et al.*, Nature **429**, 850 (2004).
  - [10] A.N. Cleland, *Foundations of Nanomechanics* (Springer-Verlag, 2002)
  - [11] X.M.H. Huang *et al.*, Nature (London) **421**, 496 (2003).
  - [12] D. Rugar *et al.*, Nature **430**, 329 (2004).
  - [13] I. Bargatin and M.L. Roukes, Phys. Rev. Lett. **91**, 138302 (2003).
  - [14] A.A. Kovalev, G.E.W. Bauer and A. Brataas, Appl. Phys. Lett. **83**, 1584 (2003).
  - [15] T.L. Gilbert, Phys. Rev. **100**, 1243 (1955).
  - [16] C. Serpico, I.D. Mayergoyz and G. Bertotti, J. Appl. Phys. **93**, 6909 (2003).
  - [17] L.D. Landau and E.M. Lifshitz, *Theory of Elasticity*, 2nd ed. (Pergamon, Oxford, 1959).
  - [18] In principle a ferromagnetic cantilever would achieve maximal coupling when the volume of the magnet equals the volume of the cantilever. Unfortunately such a system is more difficult to analyze and is therefore not considered here.
  - [19] P.B. Visscher and X. Feng, Phys. Rev. B **65**, 104412 (2002).