

Temperature- and quantum phonon effects on the Holstein-Hubbard bipolaron

Martin Hohenadler* and Wolfgang von der Linden

*Institute for Theoretical and Computational Physics,
Graz University of Technology, Petersgasse 16, A-8010 Graz, Austria*

The one-dimensional Holstein-Hubbard model with two electrons of opposite spin is studied using an extension of a recently developed quantum Monte Carlo method, and a very simple yet rewarding variational approach, both based on a canonically transformed Hamiltonian. The quantum Monte Carlo method yields very accurate results in the regime of small but finite phonon frequencies, characteristic of many strongly correlated materials such as, e.g., the cuprates and the manganites. The influence of electron-electron repulsion, phonon frequency and temperature on the bipolaron state is investigated. Thermal dissociation of the intersite bipolaron is observed at high temperatures, a scenario which has previously been proposed for the paramagnetic state of colossal magnetoresistive manganites.

PACS numbers: 63.20.Kr, 71.27.+a, 71.38.-k, 71.38.Mx 02.70.Ss

I. INTRODUCTION

In recent years, the formation and properties of bipolarons, consisting of two electrons forming a pair in real space, have received considerable interest due to their potential role, e.g., in high-temperature superconductivity. Theories based on bipolaron formation have been proposed for the superconducting transition in the cuprates,¹ and the metal-insulator transition and colossal magnetoresistance in the manganites.^{2,3} Despite some fundamental problems,^{4,5,6} they are still issue of ongoing discussion.

Many interesting materials fall into the regime of small but finite phonon frequencies and intermediate to strong electron-phonon coupling. For such parameters, analytical approaches based on, e.g., perturbation theory, do not give reliable results. In contrast, computational methods represent a very powerful instrument to obtain exact, unbiased information, and a lot of numerical work has recently been devoted to an understanding of the Holstein and the Holstein-Hubbard (HH) model.

In this paper, we present a simple but surprisingly accurate variational approach to the HH bipolaron. More importantly, we extend a recently developed quantum Monte Carlo (QMC) method⁷ to the case of two electrons of opposite spin. The resulting algorithm is used to study bipolaron formation in the one-dimensional HH model, focusing on the adiabatic regime. While the ground-state properties of the HH bipolaron are rather well understood, here we exploit the capability of the QMC approach to study finite temperatures. We find that, in particular, the weakly bound intersite bipolaron is susceptible to thermal dissociation, and relate this observation to existing theories for the manganites.^{2,3} Furthermore, in contrast to previous studies, we are able to consider a very large range of the electron-phonon and electron-electron interaction even for small phonon frequencies.

The outline of this work is as follows. In Sec. II we discuss the HH model with two electrons, while in Sec. III we present an extended Lang-Firsov transformation with nonlocal lattice displacements. Section IV features the

extension of the QMC method to the bipolaron problem, and Sec. V covers the variational approach. Results are presented in Sec. VI, and Sec. VII contains our conclusions.

II. THE HOLSTEIN-HUBBARD MODEL

The HH model, written in terms of dimensionless phonon variables, is defined by the Hamiltonian

$$H = \underbrace{-t \sum_{\langle ij \rangle \sigma} c_{i\sigma}^\dagger c_{j\sigma}}_K + \underbrace{\frac{\omega}{2} \sum_i (\hat{p}_i^2 + \hat{x}_i^2)}_{P=P_p+P_x} - \underbrace{\alpha \sum_i \hat{n}_i \hat{x}_i}_{I_{ep}} + \underbrace{U \sum_i \hat{n}_{i\uparrow} \hat{n}_{i\downarrow}}_{I_{ee}}, \quad (1)$$

where K describes the hopping of electrons, P corresponds to the sum of the kinetic (P_p) and elastic (P_x) energy of the phonons, and I_{ep} , I_{ee} denote the electron-phonon (el-ph) and electron-electron (el-el) interaction terms, respectively. Here $c_{i\sigma}^\dagger$ ($c_{i\sigma}$) creates (annihilates) an electron of spin σ at lattice site i , \hat{x}_i and \hat{p}_i denote the displacement and momentum of a harmonic oscillator at site i , and $\hat{n}_i = \sum_\sigma \hat{n}_{i\sigma}$ with $\hat{n}_{i\sigma} = c_{i\sigma}^\dagger c_{i\sigma}$. The third term, I_{ep} , describes the coupling of dispersionless Einstein phonons to the electron occupation number \hat{n}_i . For doped cuprates or manganites, such a local interaction is expected to be a reasonable approximation as a result of screening. In the first term, the symbol $\langle ij \rangle$ denotes a summation over all nearest-neighbor hopping pairs (i, j) and (j, i) . The parameters of the model are the hopping integral t , the phonon energy ω ($\hbar = 1$), the el-ph coupling constant α , and the Coulomb repulsion $U > 0$. For $U = 0$, Eq. (1) is identical to the Holstein model.⁸ As in previous work, we introduce the dimensionless coupling constant $\lambda = \alpha^2/(\omega W)$, where $W = 4tD$ is the bare bandwidth in D dimensions. We further define the parameters $\bar{\omega} = \omega/t$ and $\bar{U} = U/t$, and express all energies

in units of t . Consequently, the independent parameters of the model are $\bar{\omega}$, λ , and \bar{U} . We shall see below that a very useful quantity is given by the polaron binding energy $E_P = \lambda W/2$. Finally, throughout this paper, periodic boundary conditions in real space are assumed.

This work is exclusively concerned with the case of two electrons, neglecting the interaction between bipolarons which will definitely be present to some degree in real materials. Furthermore, we restrict our attention to two electrons with opposite spin, i.e., to the singlet bipolaron. A comparison of the singlet and triplet state has recently been given in Ref. 9.

A review of early work on the bipolaron problem can be found in the book of Alexandrov and Mott.¹⁰ Here we focus the discussion on more recent developments. The latter can roughly be divided into two classes depending on the methods employed: (a) variational approaches,^{11,12,13,14,15,16,17} and (b) unbiased numerical studies using ED,^{18,19,20,21,22} variational diagonalization,^{23,24,25,26} DMRG,²⁷ and QMC.^{28,29} Except for the QMC study of de Raedt and Lagendijk,²⁸ all work was restricted to the ground state. Moreover, even their QMC results were reported only for a single, low temperature. We shall therefore study the dependence on temperature in Sec. IV.

While ED and DMRG studies were obtained on clusters with two,^{18,21,22} four,¹⁹ six,²⁷ eight^{20,23} or twelve sites,²⁴ the variational methods of Bonča et al.²⁵ and of Refs. 11,12,13,14,15,16,17 are only weakly influenced by finite-size effects. An important disadvantage of ED and DMRG is the fact that the phonon Hilbert space has to be truncated, so that these methods can not easily be used to study the adiabatic ($\bar{\omega} \ll 1$) and/or strong-coupling ($\lambda \gg 1$) regime. In contrast, no such limitations are imposed on QMC and most variational methods.

Although de Raedt and Lagendijk only considered the adiabatic limit $\bar{\omega} = 0$, similar to other authors,^{11,12,14,15,28} their method can also be applied for finite phonon frequency.²⁸ Moreover, it may be generalized to include dispersive phonons. Additionally, de Raedt and Lagendijk considered long-range Coulomb interaction, while most other authors only took into account the local Hubbard-type interaction given in Eq. (1), except for Zhang et al.²⁷ who have omitted this term in their DMRG calculations. More recently, an extended Holstein model with long-range el-el interaction has been investigated by Bonča and Trugman.³⁰ Finally, we would like to point out that bipolaron formation in a model with Jahn-Teller modes—as present in the perovskite manganites—has been studied by Shawish et al.²⁶ These authors also compare their findings to the HH bipolaron considered here.

III. TRANSFORMED HAMILTONIANS

The basis of both the variational approach and the QMC method presented below is the unitary transfor-

mation $\tilde{H} \equiv \nu H \nu^\dagger$ of the Hamiltonian (1), with $\nu = \exp(i \sum_{ij} \gamma_{ij} \hat{n}_i \hat{p}_j)$ (see Ref. 7). The result is

$$\begin{aligned} \tilde{H} = & -t \underbrace{\sum_{\langle ij \rangle \sigma} c_{i\sigma}^\dagger c_{j\sigma}}_{\tilde{K}} e^{i \sum_l (\gamma_{il} - \gamma_{jl}) \hat{p}_l} + P \\ & + \underbrace{\sum_{ij} \hat{n}_j \hat{x}_i (\omega \gamma_{ij} - \alpha \delta_{ij})}_{\tilde{I}_{ep}} + \underbrace{\sum_{ij} v_{ij} \hat{n}_i \hat{n}_j - \frac{U}{2} \sum_i \hat{n}_i}_{\tilde{I}_{ee}}, \end{aligned} \quad (2)$$

with

$$v_{ij} = \frac{\omega}{2} \sum_l \gamma_{lj} \gamma_{li} - \alpha \gamma_{ij} + \frac{1}{2} \delta_{ij} U. \quad (3)$$

As discussed in Ref. 7, henceforth also referred to as I, the extended transformation ν takes into account nonlocal lattice displacements, which are essential for an accurate description in the regime $\bar{\omega} \lesssim 1$.

Similar to I, for the QMC method, we resort to the standard Lang-Firsov (LF) transformation³¹ with $\nu_0 = \exp(i\gamma \sum_i \hat{n}_i \hat{p}_i)$. Here $\gamma = \sqrt{\lambda W/\omega}$ has been chosen such that the el-ph coupling term I_{ep} in Eq. (1) cancels. The transformed Hamiltonian then takes the form

$$\begin{aligned} \tilde{H}_0 = & -t \underbrace{\sum_{\langle ij \rangle \sigma} c_{i\sigma}^\dagger c_{j\sigma}}_{\tilde{K}_0} e^{i\gamma(\hat{p}_i - \hat{p}_j)} \\ & + (U - 2E_P) \underbrace{\sum_i \hat{n}_{i\uparrow} \hat{n}_{i\downarrow}}_{\tilde{I}} - 2E_P. \end{aligned} \quad (4)$$

Hence, in contrast to the polaron problem,⁷ the el-el interaction term, resulting from the canonical transformation, does not vanish but instead combines with the Hubbard term.

IV. QUANTUM MONTE CARLO

The derivation of the QMC algorithm for the bipolaron problem is very similar to the one-electron case,⁷ and we shall therefore focus on the differences occurring. Moreover, we restrict the discussion to one dimension.

A. Partition function

We set out to calculate the partition function $\mathcal{Z} = e^{-\beta \tilde{H}_0}$, with \tilde{H}_0 given by Eq. (4). To this end, we first notice that the last term in Hamiltonian (4) is a constant and can therefore be neglected during the QMC simulation. Using the standard Suzuki-Trotter decomposition we obtain³²

$$e^{-\beta \tilde{H}_0} \approx \left(e^{-\Delta\tau \tilde{K}_0} e^{-\Delta\tau P_p} e^{-\Delta\tau P_x} e^{-\Delta\tau \tilde{I}} \right)^L \equiv \mathcal{U}^L, \quad (5)$$

where $\beta = (k_B T)^{-1}$ and $\Delta\tau = \beta/L$. Inserting L complete sets of phonon momentum eigenstates and splitting up the trace into a bosonic and a fermionic part we find⁷

$$\mathcal{Z}_L = \text{Tr}_f \int dp_1 dp_2 \cdots dp_L \langle p_1 | \mathcal{U} | p_2 \rangle \cdots \langle p_L | \mathcal{U} | p_1 \rangle, \quad (6)$$

where $dp_\tau = \prod_i dp_{i,\tau}$, and $\lim_{L \rightarrow \infty} \mathcal{Z}_L = \mathcal{Z}$.³² Since the phonon contribution to \mathcal{U} is identical to the single-electron problem,⁷ we can again integrate out the coordinates \hat{x} . Upon defining $\mathcal{D}p = dp_1 dp_2 \cdots dp_L$ the partition function becomes

$$\mathcal{Z}_L = C \int \mathcal{D}p w_b w_f, \quad (7)$$

with $C = [2\pi/(\omega\Delta\tau)]^{NL}$,

$$w_b = e^{-\Delta\tau S_b}, \quad w_f = \text{Tr}_f \Omega$$

$$\Omega = \prod_{\tau=1}^L e^{-\Delta\tau \tilde{K}_{0,\tau}} e^{-\Delta\tau \tilde{I}}. \quad (8)$$

Here $\tilde{K}_{0,\tau}$ is obtained from \tilde{K}_0 [Eq. (4)] by replacing \hat{p}_i (\hat{p}_j) with $p_{i,\tau}$ ($p_{j,\tau}$). The bosonic action has the form

$$S_b = \sum_{i=1}^N \mathbf{p}_i^T A \mathbf{p}_i, \quad (9)$$

with $\mathbf{p}_i = (p_{i,1}, \dots, p_{i,L})$ and a tridiagonal $L \times L$ matrix A defined by

$$A_{l,l} = \frac{\omega}{2} + \frac{1}{\omega\Delta\tau^2}, \quad A_{l,l\pm 1} = -\frac{1}{2\omega\Delta\tau^2}. \quad (10)$$

As pointed out in I, the representation of S_b given in Eq. (9) permits us to introduce the so-called principal component representation discussed below.

To evaluate the fermionic trace we choose the two-electron basis states

$$\{|l\rangle \equiv |i,j\rangle \equiv c_{i\uparrow}^\dagger c_{j\downarrow}^\dagger |0\rangle, \quad i,j = 1, \dots, N\}, \quad (11)$$

where we have introduced a combined index l running from 1 to N^2 in one dimension. We begin with the contribution of the kinetic term \tilde{K}_0 [Eq. (4)]. It follows that the tight-binding hopping matrix, denoted as κ , has dimension $N^2 \times N^2$. The exponential of the transformed hopping term can be written as⁷

$$e^{-\Delta\tau \tilde{K}_{0,\tau}} = D_\tau \kappa D_\tau^\dagger, \quad (12)$$

where

$$(D_\tau)_{ll'} = \delta_{ll'} (\delta_{n_{i\uparrow},1} \delta_{n_{j\downarrow},1} + \delta_{n_{i\downarrow},1} \delta_{n_{j\uparrow},1}) e^{i\gamma(p_{i,\tau} + p_{j,\tau})} \quad (13)$$

is diagonal in the basis (11).

The second contribution to the matrix Ω in Eq. (8) comes from the effective el-el interaction term \tilde{I} [Eq. (4)] in terms of the diagonal matrix

$$(\mathcal{V}_\tau)_{ll'} = \delta_{ll'} e^{\Delta\tau(U-2E_F)\delta_{ij}}. \quad (14)$$

We would like to emphasize that the random variables \mathbf{p} merely enter the diagonal matrix D , while the $N^2 \times N^2$ matrices \mathcal{V}_τ and κ are fixed throughout the entire MC simulation. Thus, in total, we have

$$\Omega = \prod_\tau D_\tau \kappa D_\tau^\dagger \mathcal{V}_\tau, \quad (15)$$

and the fermionic trace is calculated as

$$\text{Tr}_f \Omega = \sum_{ij} \langle i,j | \Omega | i,j \rangle, \quad (16)$$

which is identical to the sum over the diagonal elements of the matrix Ω in the basis (11).

B. Observables

The first observable of interest is the kinetic energy of the electrons defined as

$$E_k = -t \sum_{\langle ij \rangle \sigma} \langle \tilde{c}_{i\sigma}^\dagger \tilde{c}_{j\sigma} \rangle = -2t \sum_{\langle ij \rangle} \langle c_{i\uparrow}^\dagger c_{j\uparrow} e^{i\gamma(\hat{p}_i - \hat{p}_j)} \rangle, \quad (17)$$

where we have exploited spin symmetry. Following the same steps as in the derivation of the partition function we get

$$\langle \tilde{c}_{i\uparrow}^\dagger \tilde{c}_{j\uparrow} \rangle = \mathcal{Z}_L^{-1} \int \mathcal{D}p w_b e^{i\gamma(p_{i,1} - p_{j,1})} \text{Tr}_f (\Omega c_{i\uparrow}^\dagger c_{j\uparrow}). \quad (18)$$

Writing out explicitly the fermionic trace we obtain

$$\begin{aligned} \text{Tr}_f (\Omega c_{i\uparrow}^\dagger c_{j\uparrow}) &= \sum_{i'j'} \langle i', j' | \Omega c_{i\uparrow}^\dagger c_{j\uparrow} | i', j' \rangle \\ &= \sum_{j'} \langle j, j' | \Omega | i, j' \rangle, \end{aligned} \quad (19)$$

and the kinetic energy finally becomes

$$E_k = -2t \mathcal{Z}_L^{-1} \int \mathcal{D}p w_b \sum_{\langle ij \rangle} \sum_{j'} e^{i\gamma(p_{i,1} - p_{j,1})} \langle j, j' | \Omega | i, j' \rangle. \quad (20)$$

In addition to E_k , we shall also consider the correlation function

$$\rho(\delta) = \sum_i \langle \hat{n}_{i\uparrow} \hat{n}_{i+\delta\downarrow} \rangle, \quad \delta = 0, 1, \dots, N/2 - 1. \quad (21)$$

A simple calculation leads to

$$\rho(\delta) = \mathcal{Z}_L^{-1} \int \mathcal{D}p w_b \sum_i \langle i, i + \delta | \Omega | i, i + \delta \rangle. \quad (22)$$

Finally, we would like to point out that other observables, such as the total energy and the momentum distribution $\langle c_{k\sigma}^\dagger c_{k\sigma} \rangle$, may also be measured within the current approach, while correlation functions such as $\langle \hat{n}_i \hat{x}_j \rangle$ or the quasiparticle weight cannot be determined accurately.⁷

C. Principal components and reweighting

We make use of the principal component representation and the reweighting procedure, which have been discussed in detail in I. Defining the principal components $\xi_i = A^{1/2} \mathbf{p}_i$, in terms of which S_b [Eq. (9)] takes a Gaussian form which can be sampled exactly,⁷ allows to perform calculations that are free of any autocorrelations between successive phonon configurations. In combination with the reweighting, every new phonon configuration is accepted, and measurements can be made after each sweep through the $N \times L$ space-time lattice. The reweighting refers to the use of the purely bosonic weight w_b in the QMC simulation, while all the influence of the electrons and their interaction with the phonons—contained in w_f —is treated exactly as part of the observables.

D. Numerical details and performance

The most significant difference between the present calculations and the one-electron case in I is the dimension of the matrices involved. While for one electron all matrices have size $N \times N$ — N being the extension of the 1D lattice under consideration—here the dimension is $N^2 \times N^2$. Clearly, this restricts calculations with respect to the number of lattice sites, especially in higher dimensions $D > 1$ where $N^2 \mapsto N^{2D}$. The total numerical effort for the current approach is proportional to $N^{6D}L$. In contrast, the one-electron algorithm⁷ displays the same dependence $\propto N^{3D}L$ as the determinant QMC method of Blankenbecler et al.³³ for the many-electron case, which can be reduced to $N^{2D}L$ by employing the checkerboard breakup of the hopping matrix.³² The increase in required computer time for the bipolaron results from the fixed number of electrons. Additionally, in contrast to I, we find that numerical stabilization is required in evaluating the L -fold matrix product in Eq. (15). In fact, the necessary singular value decomposition (see, e.g., Ref. 32) becomes the dominant contribution to computer time for large N and low temperatures. Despite these shortcomings, we shall see below that the present algorithm allows one to study lattices of reasonable size $N \leq 14$, for a wide range of the parameters $\bar{\omega}$, λ and \bar{U} . In particular, we can obtain accurate results in the adiabatic regime $\bar{\omega} < 1$.

Let us briefly compare our method to other QMC approaches to the HH bipolaron. The method of de Raedt and Lagendijk²⁸ is based on an analytic integration over the phonon degrees of freedom, leading to a model with retarded el-el interaction. Similar to our approach, it employs a Suzuki-Trotter approximation and gives results at finite temperatures. For simplicity, de Raedt and Lagendijk only considered the adiabatic limit $\bar{\omega} = 0$, in which there are no retardation effects. The numerical effort grows as L^2 , but is virtually independent of the system size, so that simulations can be carried out even for large clusters in three dimensions. However, it is not

clear how a small but finite phonon frequency $\bar{\omega} < 1$ will affect the computer time.

Macridin et al.²⁹ used the diagrammatic QMC method to study two electrons on a 25×25 lattice. Although their approach does not rely on the Suzuki-Trotter decomposition, it is limited to zero temperature, and statistical errors increase noticeably for $\bar{\omega} < 1$. Moreover, the accuracy also decreases for large values of λ and/or \bar{U} , whereas we shall see in Sec. VI that we can easily study the strong el-ph coupling regime also for $\bar{U} > 0$.

In I, we announced the possibility of reducing the numerical effort for the present method by exploiting the translational invariance of the model. To this end, the basis states (11) would have to be replaced by states $\{|k, \Delta\rangle\}$ with total quasimomentum k , and with the two electrons separated by a distance Δ . A similar idea has been used by Kornilovitch^{34,35} for a single electron. In one dimension, the use of the basis $\{|k, \Delta\rangle\}$ would reduce the size of the matrices in the algorithm from $N^2 \times N^2$ to $N \times N$. However, in the course of the simulation, we had to evaluate the matrix product over τ [Eq. (15)] for each allowed value of k . In total, we could therefore reduce the numerical effort by a factor N . Additionally, owing to the smaller size of the matrices, numerical stabilization may not be necessary to the same extent as here. The major drawback of using the reduced basis in momentum space is that it significantly complicates the program code. Consequently, in this work, we have restricted ourselves to the straight-forward extension of the one-electron algorithm presented in I.

Finally, the minus-sign problem, which has been mentioned in I, also occurs for the two-electron case considered here. However, as for one electron, it quickly diminishes with increasing system size, and does therefore not conceivably affect simulations.

V. VARIATIONAL APPROACH

Although the method can easily be applied also in higher dimensions, we wish to keep the notation simple and therefore restrict the derivation to $D = 1$. The approximation consists of the use of a zero-phonon basis after the extended unitary transformation, which leads to $\tilde{I}_{\text{ep}} = 0$ [Eq. (2)]. Furthermore, neglecting the ground-state energy of the oscillators, we also have $P = 0$, so that

$$\tilde{H} = \tilde{K} + \tilde{I}_{\text{ee}}, \quad (23)$$

with the transformed hopping term

$$\tilde{K} = -t_{\text{eff}} \sum_{\langle ij \rangle \sigma} c_{i\sigma}^\dagger c_{j\sigma} = \sum_{k\sigma} \varepsilon(k) c_{k\sigma}^\dagger c_{k\sigma} \quad (24)$$

and $\varepsilon(k) = -2 t_{\text{eff}} \sum_{k\sigma} \cos(k)$. Here, the effective hopping amplitude is given by⁷

$$t_{\text{eff}} = \frac{1}{z} \sum_{\delta} e^{-\frac{1}{4} \sum_l (\gamma_{l-\delta} - \gamma_l)^2}, \quad (25)$$

where $\delta = \pm 1$ in one dimension, z is the number of nearest neighbors, and rotational invariance has been exploited. For two electrons of opposite spin, the interaction term (3) simplifies to

$$\tilde{I}_{ee} = 2v_0 - U + 2 \sum_{ij} v_{ij} \hat{n}_{i\uparrow} \hat{n}_{j\downarrow} \quad (26)$$

if we use $v_{ij} = v_{|j-i|}$ and $\hat{n}_{i\sigma} \hat{n}_{j\sigma} = 0$ for $i \neq j$. The two-electron eigenstates of the Hamiltonian (23) have the form

$$|\psi_k\rangle = \sum_p \tilde{d}_p c_{k-p\downarrow}^\dagger c_{p\uparrow}^\dagger |0\rangle. \quad (27)$$

Here we have suppressed the phonon component which is simply given by the ground state of N free harmonic

oscillators. The states (27) may be written as

$$|\psi_k\rangle = \frac{1}{\sqrt{N}} \sum_i e^{ikx_i} \sum_l d_l c_{i\downarrow}^\dagger c_{i+l\uparrow}^\dagger |0\rangle, \quad (28)$$

where the Fourier transform

$$\mathbf{d} = F \tilde{\mathbf{d}} \quad (29)$$

with $F_{lp} = e^{ix_l p}/\sqrt{N}$ has been employed. The normalization of Eq. (27) reads $\langle \psi_k | \psi_k \rangle = \sum_p |d_p|^2$.

The expectation value of the transformed hopping term with respect to the states defined by Eq. (27) becomes

$$\begin{aligned} \langle \psi_k | \tilde{K} | \psi_k \rangle &= \sum_{pp'} \tilde{d}_p^* \tilde{d}_{p'} \sum_q \varepsilon(q) \left(\underbrace{\langle 0 | c_{p\uparrow} c_{k-p\downarrow} \hat{n}_q c_{k-p'\downarrow}^\dagger c_{p'\uparrow}^\dagger | 0 \rangle}_{\delta_{p,p'} \delta_{q,p}} + \underbrace{\langle 0 | c_{p\uparrow} c_{k-p\downarrow} \hat{n}_q c_{k-p'\downarrow}^\dagger c_{p'\uparrow}^\dagger | 0 \rangle}_{\delta_{p,p'} \delta_{q,k-p}} \right) \\ &= \sum_p |\tilde{d}_p|^2 [\varepsilon(p) + \varepsilon(k-p)] = -4 t_{\text{eff}} \mathbf{d}^\dagger T_k \mathbf{d}. \end{aligned}$$

In the last step we introduced vector notation, defined $T_k = F \text{diag}[\cos(p) + \cos(k-p)]/2 F^\dagger$ and used Eq. (29). The expectation value of the interaction term is best computed in the real-space representation (28). We find

$$\begin{aligned} \langle \psi_k | \tilde{I}_{ee} | \psi_k \rangle &= (2v_0 - U) \sum_l |d_l|^2 + \frac{2}{N} \sum_{ij} v_{ij} \sum_{j'j''} \sum_{l'l'} d_l^* d_{l'} e^{ik(x_l - x_{l'})} \underbrace{\langle 0 | c_{j'+l\uparrow} c_{j'\downarrow} \hat{n}_{i\uparrow} \hat{n}_{j\downarrow} c_{j''\downarrow}^\dagger c_{j''+l'\uparrow}^\dagger | 0 \rangle}_{\delta_{jj'} \delta_{jj''} \delta_{i,j+l} \delta_{l,l'}} \\ &= (2v_0 - U) \sum_l |d_l|^2 + \frac{2}{N} \sum_{j,l} v_{j+l,j} |d_l|^2 = (2v_0 - U) \mathbf{d}^\dagger \mathbf{d} + 2 \mathbf{d}^\dagger V \mathbf{d}, \end{aligned}$$

where the diagonal matrix $V_{ij} = \delta_{ij} v_i$ has been introduced. The minimization with respect to \mathbf{d} yields the eigenvalue problem

$$(-4t_{\text{eff}} T_k + 2V) \mathbf{d} = (E_0 - 2v_0 + U) \mathbf{d}. \quad (30)$$

The vector of coefficients \mathbf{d} and thereby the ground state are determined by minimizing the ground-state energy E_0 through variation of the displacement fields γ_{ij} . In contrast to the local LF transformation, this procedure takes into account displacements of the oscillators not only at the same but also at the sites surrounding the two electrons. This represents a physically much better ansatz to describe the extended state which exists for weak el-ph coupling and/or strong Coulomb repulsion. Similar to the one-electron problem, we shall refer to the result obtained from the above variational method by replacing γ_{ij} with $\gamma \delta_{ij}$ as the Holstein Lang-Firsov (HLF) approximation.

VI. RESULTS

Before we turn to the results, we would like to review briefly the physics of the one-dimensional HH bipolaron as it emerges from existing work (see Sec. II). In the absence of Coulomb repulsion, the two electrons form a bound state for any $\lambda > 0$. A cross over from an extended state, also called a *large bipolaron*, to a *small bipolaron*—with both electrons occupying the same site—is observed at a critical coupling strength λ_c . The value of λ_c is determined by the competition between the different terms in the Hamiltonian (1). Similar to the one-electron case, for small phonon frequencies, the cross over takes place when the gain in potential energy due to bipolaron formation overcomes the loss in kinetic energy. While the former can be estimated in the atomic limit as $4E_P$ (see, e.g., Ref. 9), the latter is given here by $W = 4t$ —the kinetic energy of the two electrons at $\lambda = 0$. Since λ can also be written in the form $\lambda = \frac{1}{2}(4E_P/W)$, we expect

TABLE I: Conditions for the existence of different bipolaron states (see text). Here “wc” and “sc” denote weak coupling and strong coupling, respectively.

$U = 0$		
Large bipolaron	Small bipolaron	
$\lambda < 0.5$	$\lambda > 0.5$	
or	and	
$2\sqrt{E_P/\omega} < 1$	$2\sqrt{E_P/\omega} > 1$	
$U > 0$		
Two polarons	Intersite bipolaron	Small bipolaron
$U > 2E_P$ (wc)	$U < 2E_P$ (wc)	$U \ll 2E_P$
$U > 4E_P$ (sc)	$U < 4E_P$ (sc)	

$\lambda_c = 0.5$. For larger phonon frequencies $\bar{\omega} \gg 1$, the lattice energy plays an important role, and gives rise to the additional criterion $2\sqrt{E_P/\omega} > 1$ for the existence of a small bipolaron.⁵

For $\bar{U} > 0$, a state with two weakly bound polarons is stable for weak enough el-ph interaction. Interestingly, starting from a small bipolaron a cross over to an *intersite bipolaron*—with the two electrons being localized most likely at neighboring lattice sites—takes place at a critical value \bar{U}_c .^{13,24,25} This state has been shown to have a much smaller effective mass than an onsite bipolaron,²⁵ and may therefore exist as a mobile quasiparticle in real systems. Phase diagrams for the formation of an intersite bipolaron have been reported in one^{24,25} and two dimensions.²⁹ For $\bar{\omega} = 1$, the region where such a state exists in one dimension is quite accurately described by $U < 2E_P$ at weak el-ph coupling, and by $U < 4E_P$ at strong coupling.²⁵

If $2E_P \gg U$ the two electrons can overcome the on-site repulsion and again form a small bipolaron. As we shall see below, the competition between Hubbard repulsion and attractive interaction due to the electron-lattice coupling depends critically on the phonon frequency. A summary of the different bipolaron states together with (approximate) conditions for their existence is given in Tab. I.

A. Quantum Monte Carlo

To eliminate the error $\sim (\Delta\tau)^2$ due to the Suzuki-Trotter approximation, we extrapolate the QMC results to $\Delta\tau = 0$. In contrast, this error is expected to be relatively large (on the order of a few percent) in the calculations of de Raedt and Lagendijk, due to the use of a rather small number of Trotter slices ($L = 32$ at $\beta = 5$, so that $\Delta\tau \approx 0.16$; see Ref. 28). Here we have performed simulations for three different values of $\Delta\tau$, typically 0.1, 0.075 and 0.05. The errorbars in the figures below are usually as small as the linewidth, and will not be shown if smaller than the symbols used.

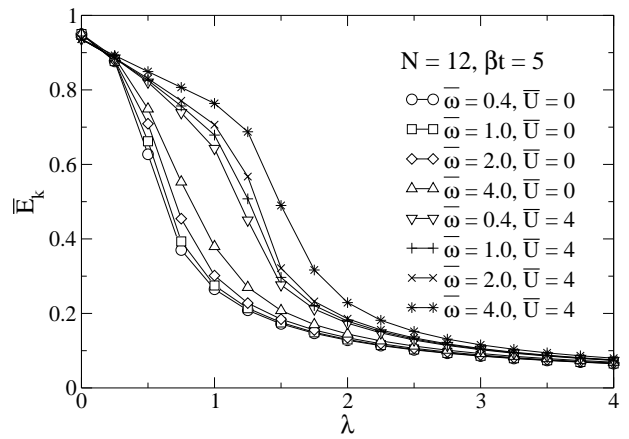


FIG. 1: Normalized kinetic energy \bar{E}_k [Eq. (31)] from QMC as a function of the el-ph coupling λ for different values of the phonon frequency $\bar{\omega}$ and the Hubbard repulsion \bar{U} . Here and in subsequent figures QMC results have been extrapolated to $\Delta\tau = 0$ (see text), errorbars are suppressed if smaller than the symbol size, and lines are guides to the eye.

Owing to the increased numerical effort compared to the one-electron case,⁷ we shall only present results for $N = 12$. Fortunately, finite-size effects on the observables considered here are already very small for this cluster size. In fact, calculations for $N = 4-14$, $\bar{\omega} = 0.4$ and $\beta t = 5$ show that, e.g., the kinetic energy is converged within the symbol size in Fig. 1, corresponding to changes of less than 0.5%. As expected, finite-size effects are largest near the cross over to a small bipolaron, and very small in the strong-coupling regime. Similar behavior has been found for the correlation function $\rho(\delta)$.

We define the effective kinetic energy of the two electrons as

$$\bar{E}_k = E_k / (-4t). \quad (31)$$

In Fig. 1 we depict \bar{E}_k as a function of the el-ph coupling for different values of $\bar{\omega}$ and \bar{U} , at $\beta t = 5$. An inverse temperature of $\beta t = 5$ has been shown²⁸ to be low enough to study bipolaron formation, in agreement with our findings. Some results for lower temperatures will be presented below.

Figure 1 reveals a strong decrease of \bar{E}_k near $\lambda = 0.5$ for small phonon frequencies and $\bar{U} = 0$. With increasing $\bar{\omega}$, the cross over becomes less pronounced, and shifts to larger values of λ . For the same value of $\bar{\omega}$, the cross over to a small bipolaron is sharper than the small-polaron cross over in the Holstein model with one electron (see, e.g., I). The small but finite kinetic energy even for strong el-ph interaction is a result of undirected, internal motion of the two electrons inside the phonon cloud. For a finite onsite repulsion $\bar{U} = 4$, \bar{E}_k remains fairly large up to $\lambda \approx 1$ (for $\bar{\omega} \lesssim 2.0$), in agreement with the strong-coupling result $\lambda_c = 1$ for $\bar{U} = 4$ (see discussion in Ref. 9). At even stronger coupling, the Hubbard repulsion is overcome, and a small bipolaron is formed. Again, we see that

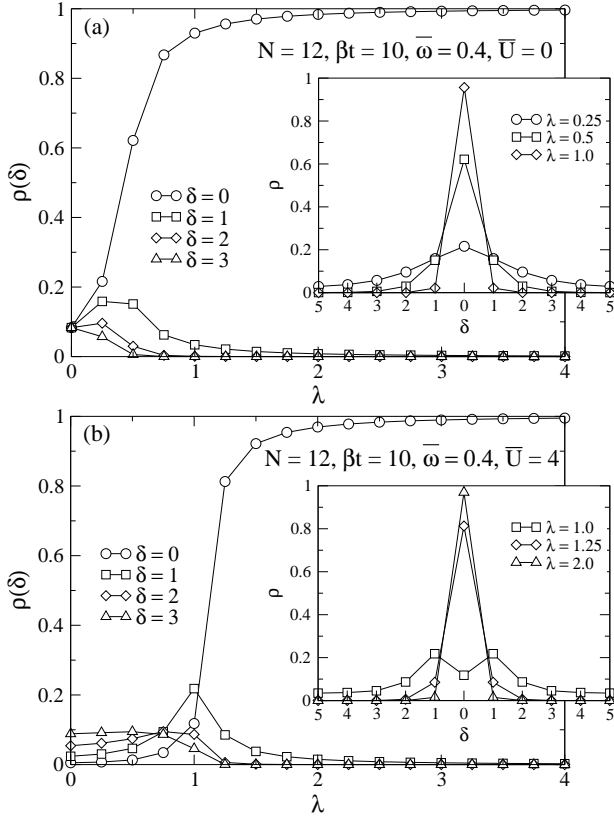


FIG. 2: Correlation function $\rho(\delta)$ [Eq. (21)] from QMC as a function of el-ph coupling λ for different values of δ . [(a) $\bar{U} = 0$, (b) $\bar{U} = 4$]. Inset: Correlation function $\rho(\delta)$ as a function of the distance δ of the electrons for different values of λ .

the critical coupling increases with increasing phonon frequency. We would like to mention that the kinetic energy has also been calculated by ED on clusters of up to twelve sites,^{20,23,24} but results for $\bar{\omega} < 1$ were restricted in the accessible range of λ . In the regime where ED is applicable, a very good agreement has been found with our QMC data.

The nature of the bipolaron state is revealed by the correlation function $\rho(\delta)$ defined in Eq. (21), which gives the probability for the two electrons to be separated by a distance $\delta \geq 0$, and therefore represents a direct measure for the size of the bipolaron. Clearly, we have the sum rule $\sum_{\delta} \rho(\delta) = 1$. As pointed out, e.g., by Marsiglio,¹⁹ the phonon frequency determines the degree of retardation of the el-ph interaction, and thereby sets the maximal allowed distance between the two electrons compatible with a bound state. In the sequel, we shall focus on the most interesting case of small phonon frequencies, which has often been avoided in previous work for reasons outlined in Sec. II.

Figure 2(a) shows $\rho(\delta)$ as a function of λ for $\bar{U} = 0$. Starting from the noninteracting state ($\lambda = 0$) with $\rho = 1/N$, we see a pronounced increase of $\rho(0)$ near $\lambda = 0.5$. For large $\lambda \gtrsim 2$, we have $\rho(0) \approx 1$ and $\rho(\delta) \approx 0$

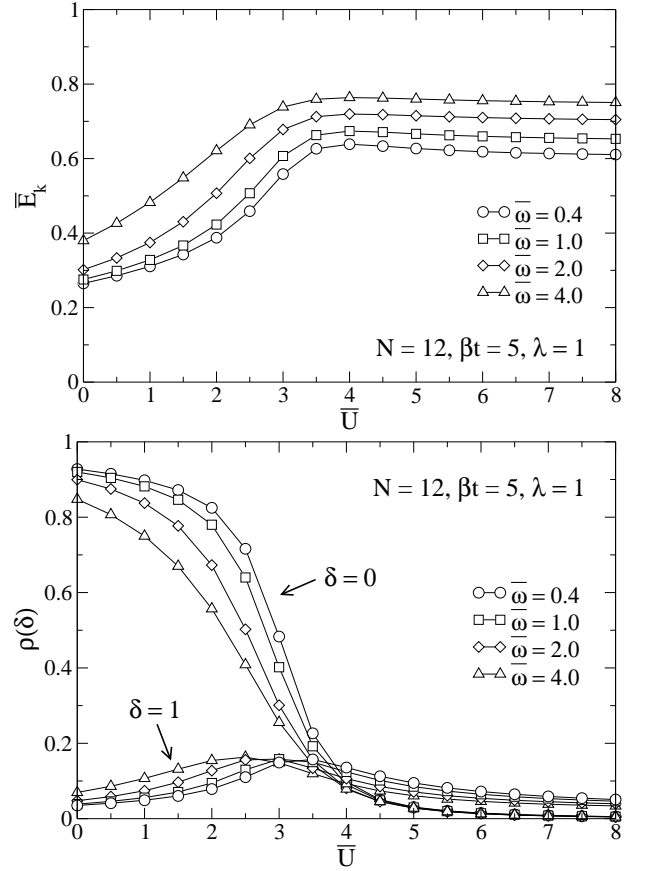


FIG. 3: (a) Normalized kinetic energy \bar{E}_k and (b) correlation functions $\rho(0)$, $\rho(1)$ from QMC as a function of the Hubbard repulsion \bar{U} for different values of the phonon frequency $\bar{\omega}$.

for $\delta > 0$, which is characteristic for the aforementioned onsite bipolaron. The decrease of the spatial extent of the bipolaron with increasing el-ph interaction is better illustrated in the inset of Fig. 2(a), where we depict ρ as a function of δ . For finite onsite repulsion $\bar{U} = 4$, an extended bipolaron state is stabilized for small λ [Fig. 2(b)], while a small bipolaron is found for $\lambda = 2$. Additionally, we see that for $\lambda = 1$, the electrons are most likely to occupy neighboring lattice sites [intersite bipolaron, see also inset in Fig. 2(b)].

As pointed out earlier, a cross over from a small to an intersite to two weakly bound polarons takes place as a function of the Hubbard interaction. Since the latter competes with the retarded el-ph interaction, the phonon frequency is expected to be an important parameter. In Fig. 3, we show the kinetic energy and the correlation function $\rho(\delta)$ as a function of \bar{U} . We have fixed the el-ph coupling to $\lambda = 1$. Starting from a small bipolaron for $\bar{U} = 0$ [see Fig. 2(a)], the kinetic energy increases with increasing Hubbard repulsion, equivalent to a reduction of the effective bipolaron mass.^{25,26} Although the cross over is slightly washed out by the finite temperature in our simulations, there is a well-conceivable increase in \bar{E}_k up to $\bar{U} \approx 4$, above which the kinetic energy begins to

decrease again. The increase of \overline{E}_k originates from the breakup of the small bipolaron, as indicated by the decrease of $\rho(0)$ in Fig. 3(b). Close to $\overline{U} = 4$, the curves for $\rho(0)$ and $\rho(1)$ cross, and it becomes more favorable for the two electrons to reside on neighboring sites. The intersite bipolaron only exists below a critical Hubbard repulsion U_c . As discussed at the beginning of this section, the latter is given by $U_c = 2E_P$ (i.e., here $\overline{U}_c = 4$) at weak el-ph coupling, and by $U_c = 4E_P$ at strong coupling. For an intermediate value $\lambda = 1$ as in Fig. 3, the cross over from the intersite state to two weakly bound polarons is expected to occur somewhere in between, but is difficult to identify exactly from the QMC results.

Figure 3 further illustrates that the cross over becomes steeper with decreasing phonon frequency. In the adiabatic limit $\overline{\omega} = 0$, it has been shown to be a first-order phase transition,¹⁵ whereas for $\overline{\omega} > 0$ retardation effects suppress any nonanalytic behavior. At the same \overline{U} , \overline{E}_k increases with $\overline{\omega}$ since for a fixed λ , the bipolaron becomes more weakly bound. For the same reason, the cross over to an intersite bipolaron—showing up in Fig. 3 as a crossing of $\rho(0)$ and $\rho(1)$ —shifts to smaller values of \overline{U} .

Let us now consider the effect of temperature. While the kinetic energy shows a similar dependence as in the one-electron case—with the cross over being smeared out at high temperatures—it is much more interesting to look at $\rho(\delta)$. In Figs. 4(a)–(c) we plot $\rho(\delta)$ at different temperatures, for parameters corresponding to the three regimes of a large, intersite and small bipolaron, respectively.

We begin with the large bipolaron in Fig. 4(a). For the parameters chosen ($\overline{U} = 0$, $\lambda = 0.25$) the two electrons are most likely to occupy the same site, but the bipolaron extends over a distance of several lattice constants. Clearly, in this regime, the cluster size $N = 12$ used here is not completely satisfactory, but still provides a fairly accurate description as can be deduced from calculations for $N = 14$ (not shown). Nevertheless, on such a small cluster, no clear distinction between an extended bipolaron and two weakly bound polarons can be made. As the temperature increases from $\beta t = 10$ to $\beta t = 1$, the probability distribution broadens noticeably, so that it becomes more likely for the two electrons to be further apart. In particular, for the highest temperature shown, $\rho(0)$ has reduced by about 30 % compared to $\beta t = 10$.

A different behavior is found for the small bipolaron, which exist at stronger el-ph coupling $\lambda = 1.0$. Figure 4(b) reveals that $\rho(\delta)$ peaks strongly at $\delta = 0$, while it is very small for $\delta > 0$ at low temperatures. Increasing the temperature, we observe that $\rho(\delta)$ remains virtually unchanged up to $\beta t = 3$. Only at very high temperatures there occurs a noticeable transfer of probability from $\delta = 0$ to $\delta > 0$. At the highest temperature, $\beta t = 0.5$, the two electrons have a nonnegligible probability for traveling a finite distance $\delta > 0$ apart, although most of the probability is still contained in the peak located at $\delta = 0$.

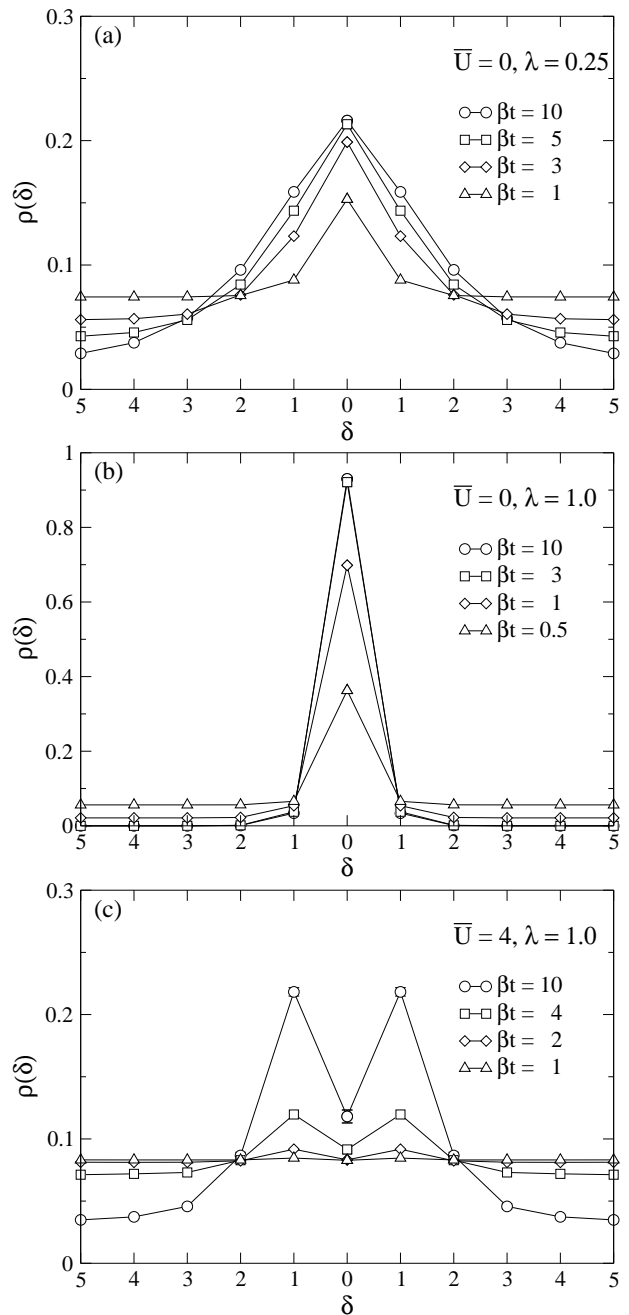


FIG. 4: Correlation function $\rho(\delta)$ from QMC as a function of δ for different inverse temperatures β , $N = 12$ and $\overline{\omega} = 0.4$.

Finally, we consider in Fig. 4(c) the intersite bipolaron, which has been found above for $\overline{U} = 4$ and $\lambda = 1.0$ [Fig. 2(b)]. At low temperatures, $\rho(\delta)$ takes on a maximum for $\delta = 1$. For smaller values of βt , the latter diminishes, until at $\beta t = 1$, the distribution is completely flat, so that all δ are equally likely.

The different sensitivity of the bipolaron states to changes in temperature can be explained by their different binding energies. The large and the intersite bipolaron are relatively weakly bound as a result of the rather

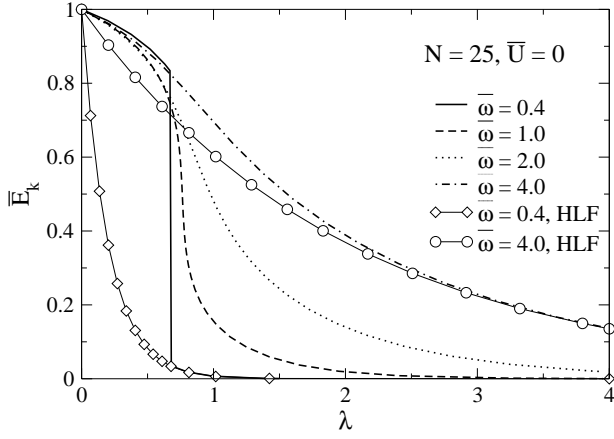


FIG. 5: Variational results for the normalized kinetic energy \bar{E}_k as a function of the el-ph coupling λ , and for different phonon frequencies $\bar{\omega}$. Also shown are results of the HLF approximation (see text).

small effective interaction $U_{\text{eff}} \approx U - 2E_P$ (see discussion in Ref. 9). In contrast, the small bipolaron in Fig. 4(b) has a substantial binding energy, and is therefore only weakly affected by a moderate increase in temperature. It is important to compare the temperatures used here to the physically relevant temperatures, e.g., in the manganites. The Curie temperatures of compounds such as, e.g., $\text{La}_{1-x}\text{Sr}_x\text{MnO}_3$ or $\text{La}_{1-x}\text{Ca}_x\text{MnO}_3$ with $x \approx 0.3$ take on values of $T_C \approx 200 - 350$ K depending on sample preparation and dopant ion.⁶ In order to make a connection between the one-dimensional case considered here and the 3D manganites, we use the bandwidth W as a unit of energy. For the pseudocubic compounds, the latter is about $W = 2$ eV.³⁶ Using $W = 4t$ shows that $\beta t = 2 - 10$ corresponds to $T \approx 2 - 10T_C$. In fact, thermal dissociation of intersite bipolarons—composed of two holes residing on neighboring oxygen ions—has been proposed by Alexandrov and Bratkovsky^{2,3} to explain the slowly decreasing resistivity in the paramagnetic state above T_C .

B. Variational approach

While the above QMC approach is limited to finite temperatures and relatively small clusters, the variational method of Sec. V yields ground-state results on much larger systems. It becomes exact in several limits. First, for $\lambda = 0$ (i.e., no el-ph coupling), we obtain the exact solution $\gamma_{ij} = 0$ for all i, j . Second, as $\omega \rightarrow \infty$, no phonons can be excited so that the use of a zero-phonon basis is justified. Similarly, in the classical limit $\omega = 0$, the phonons do not have any dynamics, and the variational determination of the displacement fields allows one to obtain exact results for any λ . In contrast, the HLF approximation (see Sec. V) generally overestimates the displacement of the phonons at a given site in the presence of an electron, even for $\omega = \infty$. Finally, the

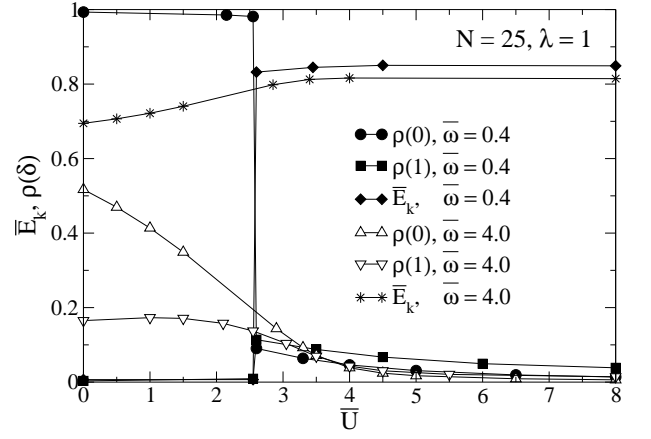


FIG. 6: Variational results for the normalized kinetic energy \bar{E}_k and the correlation functions $\rho(0)$, $\rho(1)$ as a function of the onsite repulsion \bar{U} .

variational approach becomes exact in the nonadiabatic strong-coupling limit $\lambda, \omega \rightarrow \infty$. Since the two-electron problem is diagonalized exactly without phonons, the above statements hold for any value of the Hubbard repulsion U .

To scrutinize the quality of the variational method, we started by comparing the ground-state energy for $\bar{U} = 0$ as a function of el-ph coupling for different values of $\bar{\omega}$, to the most accurate approach currently available in one dimension, namely the variational diagonalization.²⁵ We find a good agreement over the whole range of λ . As expected from the nature of the approximation, slight deviations occur for $\bar{\omega} \lesssim 1$.

Despite the success in calculating the total energy—being the quantity that is optimized—one has to be careful not to overestimate the validity of any variational method. To reveal the shortcomings of the current approach, we show in Fig. 5 the normalized kinetic energy [Eq. (31)] as a function of el-ph coupling, and for different $\bar{\omega}$. We have chosen $N = 25$ to ensure reasonably small finite-size effects. In principle, Fig. 5 displays a behavior similar to the QMC data in Fig. 1. There is a strong reduction of \bar{E}_k near $\lambda = 0.5$ for $\bar{\omega} = 0.4$, which becomes washed out and moves to larger λ with increasing phonon frequency. Compared to the exact QMC results in Fig. 1, the cross over to a small bipolaron is much too steep in the adiabatic regime, regardless of the fact that the variational results are for $T = 0$. This is a common defect of variational methods. Moreover, for $\bar{\omega} = 0.4 - 2.0$, the variational kinetic energy is too small above the bipolaron cross over compared to the QMC data, while for $\bar{\omega} = 4$, the decay of \bar{E}_k with increasing λ is too slow. The reason for the failure is the absence of retardation effects, which play a dominant role in the formation of bipolaron states. The increased importance of the phonon dynamics—not included in the variational method—for the two-electron problem leads to a less good agreement with exact results than in the

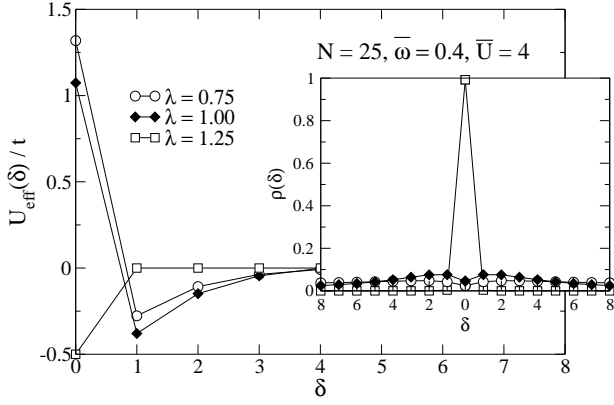


FIG. 7: Variational results for the effective interaction $U_{\text{eff}}(\delta)$ (see text) and the correlation function $\rho(\delta)$ (inset) as a function of the el-el distance δ .

one-electron case.⁷ In particular, our variational results overestimate the position of the cross over (Fig. 5) compared to the value $\lambda_c = 0.5$ expected in the adiabatic regime. Nevertheless, the method represents a significant improvement over the simple HLF approximation, due to the variational determination of the parameters γ_{ij} . This is illustrated in Fig. 5, where we also show the HLF result $\bar{E}_k = \exp(-E_P/\omega)$ for $\bar{\omega} = 0.4$ and 4.0 . In contrast to the variational approach, the HLF approximation yields an exponentially decaying kinetic energy for all values of the phonon frequency. Whereas such behavior actually occurs in the nonadiabatic limit $\omega \rightarrow \infty$, the situation is different for small $\bar{\omega}$ (see Figs. 1 and 5). Thus the HLF approach cannot reproduce the physics of bipolaron formation for small and intermediate phonon frequencies, while the variational method presented here accounts qualitatively for the dependence on the phonon frequency.

Next, we wish to study the influence of Coulomb repulsion \bar{U} . Similar to Fig. 3, we take $\lambda = 1$, so that an onsite bipolaron state is formed at $\bar{U} = 0$. For small phonon frequency $\bar{\omega} = 0.4$, Fig. 6 reveals a sharp cross over near $\bar{U} = 2.5$, i.e., at a smaller value of \bar{U} than in the QMC results of Fig. 3, the reason again being the neglect of the retarded nature of the effective el-el interaction. As in the QMC results, the Coulomb repulsion breaks up the onsite bipolaron, leading to an increase of the kinetic energy. Moreover, the curve for $\rho(1)$ peaks at the cross over point, indicating the existence of an intersite bipolaron in this regime. A similar picture is found for larger phonon frequency $\bar{\omega} = 4$, also shown in Fig. 6, although the changes with increasing \bar{U} are much more gradual than for $\bar{\omega} = 0.4$.

Finally, we report in Fig. 7 the effective interaction $U_{\text{eff}}(\delta)$ between the two electrons as a function of their relative distance δ , given by v_δ [Eq. (3)]. We have chosen $\bar{\omega} = 0.4$ and $\bar{U} = 4$, the same parameters as in Fig. 2(b). For $\lambda = 0.75$, the finite Coulomb repulsion stabilizes two weakly bound polarons, as illustrated by the results for

$\rho(\delta)$ shown in the inset of Fig. 7. While U_{eff} is repulsive (positive) for $\delta = 0$, the two electrons can form a bound state by traveling a finite distance $1 \leq \delta \lesssim 4$ apart. This is still true for $\lambda = 1$, for which the HLF approach yields $U_{\text{eff}}(0) = U - 2E_P = 0$. Nevertheless, the two electrons experience an attractive interaction and form an intersite bipolaron. Finally, for even stronger coupling $\lambda = 1.25$, the phonon-mediated el-el interaction has overcome the onsite repulsion, so that $U_{\text{eff}}(\delta = 0) < 0$. At the same time, the size of the bipolaron has collapsed to a single site. It is worth mentioning that the values of $U_{\text{eff}}(0)$ in Fig. 7 are larger than the strong-coupling prediction $U - 2E_P$ for all values of λ considered. This may be attributed to the overestimated bipolaron binding energy in the atomic limit.

As pointed out in several places, the shortcomings of the variational approach presented here are a result of the missing dynamical phonon effects. Significantly more accurate results could be obtained by making an ansatz for the eigenstates of the untransformed Hamiltonian (1) of the form

$$|\Psi_k\rangle = \frac{1}{N} \sum_{ij} \sum_p e^{ipx_i + (k-p)x_j} \times \left(\tilde{d}_p^{(1)} \nu^\dagger \{\gamma^{(1)}\} + \tilde{d}_p^{(2)} \nu^\dagger \{\gamma^{(2)}\} \right) |i, j\rangle,$$

with $|i, j\rangle$ defined as in Eq. (11), two canonical transformations depending on the displacement fields $\gamma_{ij}^{(1)}$ and $\gamma_{ij}^{(2)}$ (see Sec. III), and additional variational parameters $\tilde{d}_p^{(1)}, \tilde{d}_p^{(2)}$. Thereby, one can take into account lattice distortions not centered at the sites of the electrons, which become important as $\bar{\omega} \rightarrow 0$.

VII. CONCLUSIONS

We have studied the Holstein-Hubbard bipolaron with quantum phonons by extending a quantum Monte Carlo method previously developed for the Holstein polaron.⁷ For the present case, the method is limited to relatively small clusters in one dimension (up to fourteen sites in this work). However, in contrast to other approaches, it allows to perform accurate calculations also for small phonon frequencies and finite temperatures.

We have studied the dependence of bipolaron formation on the phonon frequency and the Hubbard repulsion. Our results underline the importance of the phonon dynamics, which has often been neglected in previous work. Moreover, we have presented for the first time exact results for the effect of temperature on the bipolaron state in the important adiabatic regime. Thermal dissociation of the intersite bipolaron is observed at high temperatures, as proposed by Alexandrov and Bratkovsky^{2,3} to explain the activated dc conductivity in the paramagnetic state of doped manganites.

An interesting open issue remains the effect of dimensionality, which cannot be addressed with the current

approach. Instead, one may extend the promising work of de Raedt and Lagendijk²⁸ to finite phonon frequencies.

Finally, we have proposed a variational ansatz based on a canonical transformation with variational parameters. The latter represents a significant improvement over standard approximations. In particular, it qualitatively accounts for the dependence on the phonon frequency.

Acknowledgments

This work has been supported by the Austrian Science Fund (FWF), project No. P15834. One of us (M. H.)

is indebted to DOC (Doctoral Scholarship Program of the Austrian Academy of Sciences). We would like to thank Holger Fehske for useful discussion and valuable comments on the manuscript.

-
- * Electronic address: hohenadler@itp.tu-graz.ac.at
- ¹ A. S. Alexandrov, V. V. Kabanov, and N. F. Mott, Phys. Rev. Lett. **77**, 4796 (1996).
 - ² A. S. Alexandrov and A. M. Bratkovsky, Phys. Rev. Lett. **82**, 141 (1999).
 - ³ A. S. Alexandrov and A. M. Bratkovsky, J. Phys.: Condens. Matter **11**, 1989 (1999).
 - ⁴ B. K. Chakraverty, J. Ranninger, and D. Feinberg, Phys. Rev. Lett. **81**, 433 (1998).
 - ⁵ B. K. Chakraverty, J. Ranninger, and D. Feinberg, Phys. Rev. Lett. **82**, 2621 (1999).
 - ⁶ D. M. Edwards, Adv. Phys. **51**, 1259 (2002).
 - ⁷ M. Hohenadler, H. G. Evertz, and W. von der Linden, Phys. Rev. B **69**, 024301 (2004).
 - ⁸ T. Holstein, Ann. Phys. (N.Y.) **8**, 325; **8**, 343 (1959).
 - ⁹ M. Hohenadler, M. Aichhorn, and W. von der Linden, cond-mat/0405391 (unpublished).
 - ¹⁰ A. S. Alexandrov and N. Mott, *Polaron & Bipolarons* (World Scientific, Singapore, 1995).
 - ¹¹ M. H. Cohen, E. N. Economou, and C. M. Soukoulis, Phys. Rev. B **29**, 4496 (1984).
 - ¹² D. Emin, J. Ye, and C. L. Beckel, Phys. Rev. B **46**, 10 170 (1992).
 - ¹³ A. La Magna and R. Pucci, Phys. Rev. B **55**, 14 886 (1997).
 - ¹⁴ L. Proville and S. Aubry, Physica D **113**, 307 (1998).
 - ¹⁵ L. Proville and S. Aubry, Eur. Phys. J. B **11**, 41 (1999).
 - ¹⁶ L. Proville and S. Aubry, Eur. Phys. J. B **15**, 405 (2000).
 - ¹⁷ G. De Filippis, V. Cataudella, G. Iadonisi, V. Marigliano Ramaglia, C. A. Perroni, and F. Ventriglia, Phys. Rev. B **64**, 155105 (2001).
 - ¹⁸ J. Ranninger and U. Thibblin, Phys. Rev. B **45**, 7730 (1992).
 - ¹⁹ F. Marsiglio, Physica C **244**, 21 (1995).
 - ²⁰ G. Wellein, H. Röder, and H. Fehske, Phys. Rev. B **53**, 9666 (1996).
 - ²¹ E. V. L. de Mello and J. Ranninger, Phys. Rev. B **55**, 14 872 (1997).
 - ²² E. V. L. de Mello and J. Ranninger, Phys. Rev. B **58**, 9098 (1998).
 - ²³ H. Fehske, H. Röder, G. Wellein, and A. Mistriotis, Phys. Rev. B **51**, 16 582 (1995).
 - ²⁴ A. Weiße, H. Fehske, G. Wellein, and A. R. Bishop, Phys. Rev. B **62**, R747 (2000).
 - ²⁵ J. Bonča, T. Katrašnik, and S. A. Trugman, Phys. Rev. Lett. **84**, 3153 (2000).
 - ²⁶ S. El Shawish, J. Bonča, L. Ku, and S. A. Trugman, Phys. Rev. B **67**, 014301 (2003).
 - ²⁷ C. Zhang, E. Jeckelmann, and S. R. White, Phys. Rev. B **60**, 14 092 (1999).
 - ²⁸ H. De Raedt and A. Lagendijk, Z. Phys. B: Condens. Matter **65**, 43 (1986).
 - ²⁹ A. Macridin, G. A. Sawatzky, and M. Jarell, Phys. Rev. B **69**, 245111 (2004).
 - ³⁰ J. Bonča and S. A. Trugman, Phys. Rev. B **64**, 094507 (2001).
 - ³¹ I. G. Lang and Y. A. Firsov, Zh. Eksp. Teor. Fiz. **43**, 1843 (1962), [Sov. Phys. JETP **16**, 1301 (1962)].
 - ³² W. von der Linden, Phys. Rep. **220**, 53 (1992).
 - ³³ R. Blankenbecler, D. J. Scalapino, and R. L. Sugar, Phys. Rev. D **24**, 2278 (1981).
 - ³⁴ P. E. Kornilovitch, Phys. Rev. Lett. **81**, 5382 (1998).
 - ³⁵ P. E. Kornilovitch, Phys. Rev. B **60**, 3237 (1999).
 - ³⁶ S. Satpathy, Z. S. Popović, and F. R. Vukajlović, Phys. Rev. Lett. **76**, 960 (1996).