

Oscillatory and Vanishing Resistance States in Microwave Irradiated 2D Electron Systems

R. R. Du*, M. A. Zudov, C. L. Yang, and Z. Q. Yuan

Department of Physics, University of Utah, Salt Lake City, Utah 84112, USA

L. N. Pfeiffer and K. W. West

Bell Laboratories, Lucent Technologies, New Jersey 07974, USA

Abstract

New oscillations and subsequent zero-resistance states have been discovered in dc magneto-transport of a high mobility two-dimensional electron gas exposed to millimeterwave irradiation. Following a brief overview of the now well-known phenomenon, this paper reports on aspects of more recent experiments on the subject. These are: evidence for multi-photon processes in the radiation-induced dc transport; magnetoresistance in a high frequency regime where the new oscillations coexist with Shubnikov-de Haas oscillations; and effect observed in a high mobility two-dimensional hole gas.

Keywords: Two-dimensional electronic system; Magnetotransport; Microwave

* Corresponding author: rrd@physics.utah.edu

I. INTRODUCTION

Under irradiation of microwaves dramatic new effects occur in two-dimensional electron systems (2DES) in GaAs-AlGaAs heterostructures previously used to study the quantum Hall effects (QHE).¹ As first reported by Zudov *et al.*,² and also by Ye *et al.*,³ in the millimeterwave (MW) frequency range (typically $f = 30 - 150$ GHz) and in a small magnetic field ($B < 0.5$ T), at low temperatures ($T \sim 1$ K) a new type of oscillations arises in the magnetoresistance R_{xx} of a high-mobility 2DES. These oscillations are periodical in $1/B$ and can occur in a B weaker than the onset of the Shubnikov-de Haas oscillations (SdH). Characteristically, their period is controlled by the ratio of the microwave frequency to the electron cyclotron frequency, $\epsilon = \omega/\omega_c$, where $\omega_c = eB/m^*$, m^* is the effective mass of the conduction band electrons in GaAs. In particular, the R_{xx} peaks can be associated with cyclotron resonance (CR, $\epsilon = 1$) and its harmonics ($\epsilon = 2, 3, 4, \dots$). Although the photoconductivity (PC) effect was well-known in the literature^{4,5,6} such findings came as a surprise. Not only the observation of higher-order CR (hence oscillations rather than a single peak), but also its large amplitude, was completely unexpected. Moreover, in samples of even higher mobility, the oscillation minima approaches zero. Recently, Mani *et al.*⁷ and Zudov *et al.*⁸ reported the observation of the new “zero-resistance states” (ZRS) associated with such minima in very clean samples. ZRS are characterized by an exponentially vanishing diagonal resistance and an essentially classical Hall resistance at low temperatures. Additional experimental work on this subject appeared recently.^{9,10,11,12,13,14} Such a new effect in a 2DES induced by microwaves is a subject of much current theoretical work.^{14,15,16,17,18,19} Some of the theoretical ideas can be traced back to earlier studies of negative photoconductivity phenomena in semiconductors.^{20,21} These models, as well as other explanations, remain to be tested experimentally. The observation of ZRS is complemented by an observation of zero-conductance states under similar experimental conditions, but on a Corbino sample rather than a Hall sample.⁹

II. OVERVIEW OF THE EFFECT

Photoconductivity related to CR of a 2DES in the far-infrared frequency and in a strong magnetic field was first reported by Maan *et al.*⁴ In the MW frequency range, distinct

magnetoresistance signals due to electron spin resonance (Dobers *et al.*⁵) or magnetoplasmon resonance (Vasiliaou *et al.*⁶) were observed in 2DES in GaAs-AlGaAs heterostructures. In these earlier studies using samples of electron mobility $\mu \sim 1 \times 10^6$ cm²/Vs or less the PC signal exhibits a single peak in R_{xx} , and its amplitude is typically less than 1%. The MW-induced giant amplitude magnetoresistance oscillations were discovered² using a high-mobility (3×10^6 cm²/Vs) 2DES. In a small magnetic field the R_{xx} shows periodic (in $1/B$) oscillations. Specifically, the B positions of major maxima and minima in the oscillatory structure roughly conform to¹²

$$\omega/\omega_c = \epsilon = \begin{cases} j & \text{maxima} \\ j + 1/2 & \text{minima} \end{cases} \quad j = 1, 2, 3, \dots \quad (1)$$

Phenomenologically such oscillations resemble SdH oscillations except that their period relates to ϵ rather than to ν , the Landau level filling factor. Most remarkably, at the minima the R_{xx} was found to reduce from its dark value. Experimentally, the observation of negative PC was the crucial step leading to the discovery of ZRS. Increasing sample mobility favors oscillation amplitude, and, therefore, the R_{xx} value at the minima become progressively smaller under similar experimental conditions.

Vanishingly small R_{xx} at the minima was initially observed in a GaAs/Al_{0.3}Ga_{0.7}As heterojunction 2DES sample approaching a mobility $\mu = 10 \times 10^6$ cm²/Vs.²² The data of Yang *et al.* are shown in Fig. 1. As marked by arrows, in this sample the strongest minimum in R_{xx} evolves into ZRS as the MW frequency is increased (and hence the minimum moves towards higher B).

Our current data from an ultraclean 2DES⁸ are shown in Fig. 2. The sample was cleaved from a Al_{0.24}Ga_{0.76}As/GaAs/Al_{0.24}Ga_{0.76}As QW (width 30 nm), with a mobility $\mu = 25 \times 10^6$ cm²/Vs and a density $n_e = 3.5 \times 10^{11}$ cm⁻², respectively. With the irradiation of MW ($f = 57$ GHz and the power incident on the sample surface $P \sim 100$ μ W), the R_{xx} shows a series of oscillations and the novel zero-resistance states at the first four minima. The width of the ZRS encompasses a large range of the filling factor ν . For example the first ZRS spans from $\nu \sim 115$ to $\nu \sim 155$ and similar width of $\Delta\nu \sim 40$ is observed for other ZRS minima in this sample. These data indicate that the transport under MW is controlled by ϵ rather than by ν . While the R_{xx} here remarkably resembles that in QHE, the Hall resistance, R_{xy} , remains largely classical. In the very-high mobility 2DES the major peaks of MW-induced oscillations can still be described by Eq. 1 for $j = 1, 2, 3$ (which are relevant to ZRS regime)

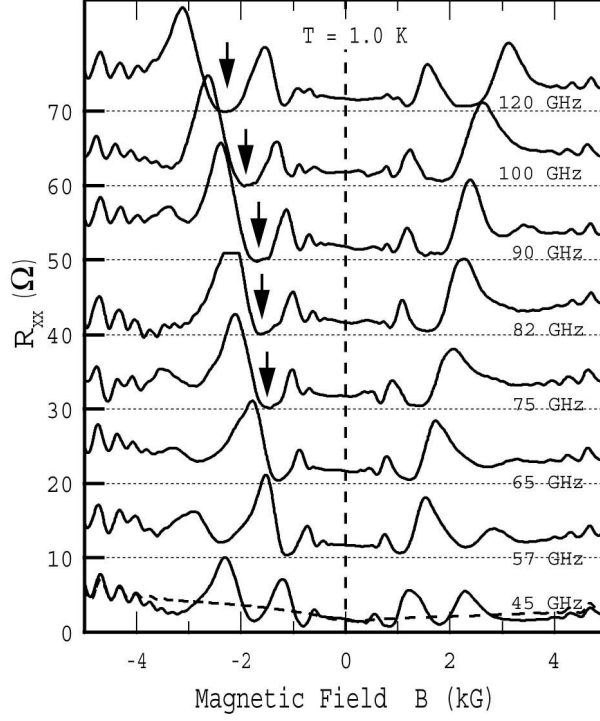


FIG. 1: Microwave induced oscillation minimum evolves into zero-resistance state as the microwave frequency is increased. The sample is a GaAs/Al_{0.3}Ga_{0.7}As heterojunction, having a 2DES of density $n_e = 2.7 \times 10^{11} \text{ cm}^{-2}$ and mobility $\mu = 1 \times 10^7 \text{ cm}^2/\text{Vs}$.

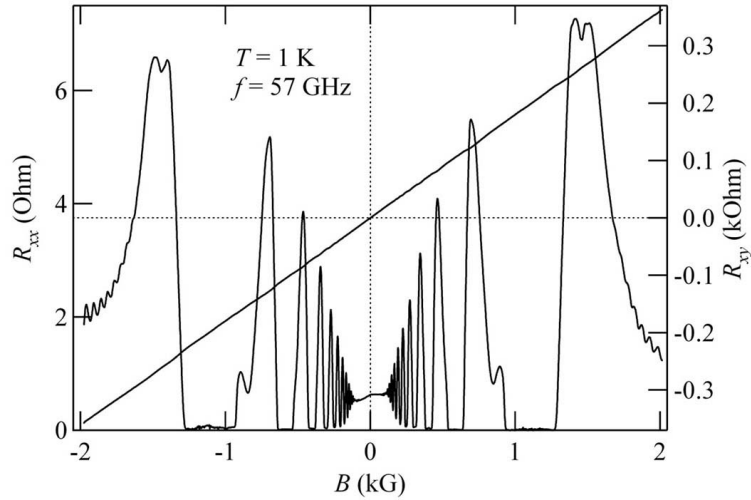


FIG. 2: Electrical transport data in a Hall sample of a very high mobility quantum well exposed to millimeter waves. The magnetoresistance R_{xx} shows sharp oscillations and a series of zero-resistance states; Hall resistance R_{xy} shows an essentially classical, linear dependence on B .

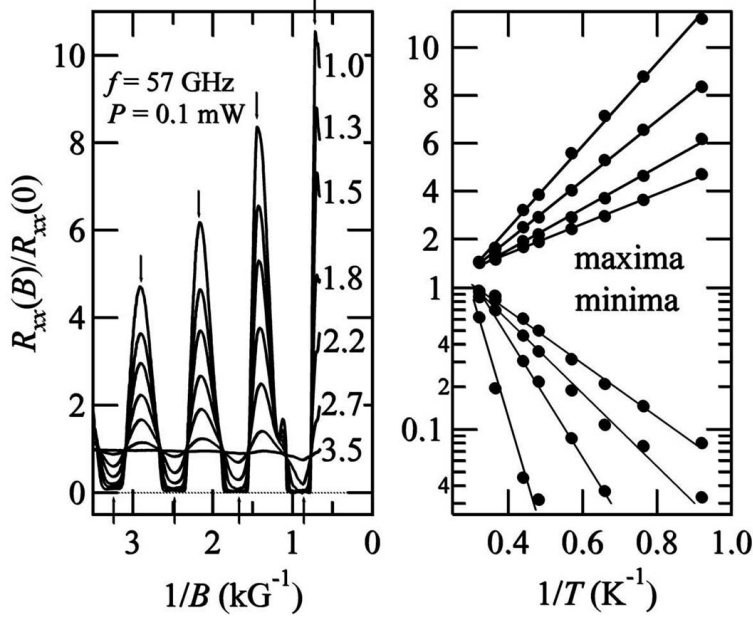


FIG. 3: The temperature dependence of R_{xx} peaks and ZRS minima, showing a roughly linear dependence of the peak values on inverse temperature, and a thermally activated resistance at the minima.

but their shapes are largely asymmetric. For higher-order peaks, a B -dependent phase shift with respect to CR harmonics ($j = 4, 5, \dots$) can be observed, which saturates at $1/4$.¹²

One of the most interesting and puzzling results in the ZRS regime is the temperature dependence. The $1/B$ oscillation is shown in Fig. 3 for different temperatures but under the same MW irradiation. Below a temperature $T \sim 4$ K both the maxima and the minima exhibit strong temperature dependence. Using standard Arrhenius plot we present the $R_{xx}(B)/R_{xx}(0)$ of the first four minima on a logarithmic scale, versus $1/T$. All four minima conform to a general expression, $R_{xx}(T) \sim \exp(-T_0/T)$, over at least one decade in the R_{xx} . Unusually large T_0 is found for these minima. For example, $T_0 = 20$ K for the first minimum, exceeding both the MW photon energy (~ 3 K) and the Landau level spacing (~ 2 K) by about an order of magnitude. As also shown in Fig. 3, the R_{xx} peaks are roughly linear with $1/T$.

Using Corbino samples, we have observed zero-conductance states (ZCS) under similar experimental conditions.⁹ Typical data from a high mobility ($\mu \approx 12.8 \times 10^{11} \text{ cm}^2/\text{Vs}$) 2DEG Corbino ring are shown in Fig. 4. Temperature dependence, as well as I-V measurements at ZCS, shows that 2DES behaves like a macroscopic insulator in this regime.⁹

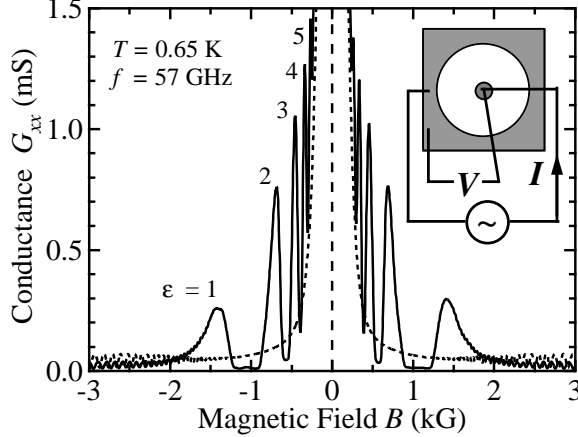


FIG. 4: Microwave-induced conductance oscillations and zero-conductance states in 2DES measured in a Corbino sample.

III. MULTI-PHOTON PROCESSES

Remarkably, we have observed a series of new ZRS associated with fractional ϵ , such as $\epsilon = 1/2$ and $3/2$, in an ultraclean 2DEG sample (similar to the sample used in Fig. 2) exposed to MW of lower frequency ($f < 30$ GHz). Figure 5 shows the development of ZRS from the minimum between $\epsilon = 1/2$ and $\epsilon = 1$ under increasing MW power P . At all P values the previously reported “integer” ZRS are observed. Beyond the $\epsilon = 1$ peak, a $\epsilon = 1/2$ peak and associated minimum (around $B \sim 0.1$ T) are already visible at lower power (attenuation -8 dB). With increasing P , the minimum becomes a wide ZRS. The minimum associated with the $\epsilon = 1/2$ peak has been first noticed in Ref. 2 and can also be seen in Fig. 1; the feature becomes stronger in samples with higher mobility.⁸ Dorozhkin¹⁰ and Willett *et al.*¹¹ have also reported R_{xx} minimum associated with $\epsilon = 1/2$.

In fact, ZRS associated with other higher-order processes, such as the $\epsilon = 3/2$ transitions, have been observed in the same experiment, see, e.g., the R_{xx} structures near $B \sim 0.04$ T in Fig. 5. From the B position of the ZRS we interpret these new ZRS as resulting from two-photon processes, where two photons of frequency ω participate in the transition between Landau levels separated by ω_c and $3\omega_c$, respectively¹². This observation may suggest the importance of virtual processes in the microwave-induced oscillations and ZRS.

In the higher frequency region (> 100 GHz), we observed a strong modulation of SdH oscillations by the presence of MW. This phenomenon has been reported in Ref. 13 for

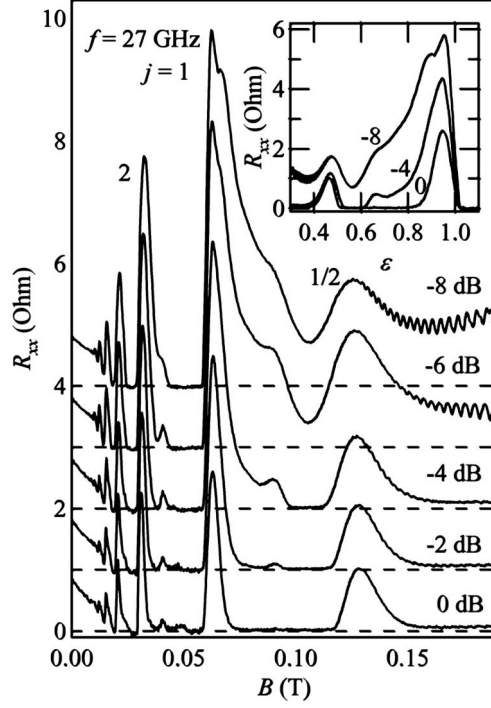


FIG. 5: Formation of zero-resistance states associated with transitions promoted by two microwave photons is shown. Maxima appear near $\epsilon = 1/2$ and $\epsilon = 3/2$; the associated minima develop into ZRS as the microwave power is increased (attenuation of the microwave power is marked next to the R_{xx} traces).

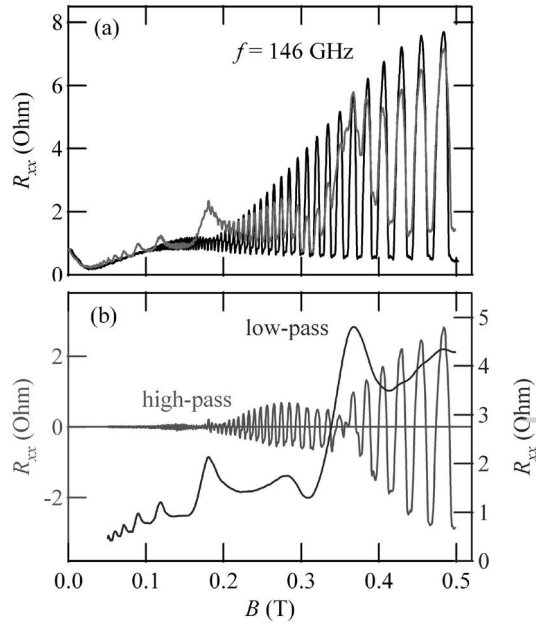


FIG. 6: The Shubnikov de-Haas oscillations are modulated by microwave-induced oscillations.

samples of a moderately high mobility. The data in Fig. 6 shows similar results from an ultra-clean 2DES. In addition to the first node, higher-order nodes were observed in this sample.

IV. PHOTOCONDUCTIVITY OF A 2D HOLE GAS

It is interesting to investigate the photoconductivity oscillations and ZRS in a high-mobility 2D hole gas (2DHG) primarily for the following reasons: 1) comparing with a 2DEG, the 2DHG has different band structure parameters such as a larger effective mass and a significant nonparabolicity of the dispersion; 2) the 2DHG possesses strong spin-orbit interactions. Our preliminary result for a 2DHG is shown in Fig. 7. The 2DHG is from a (001) GaAs/Al_{0.4}Ga_{0.6}As QW grown by MBE. The QW has a well width of 15 nm; holes are provided by a C delta-doping layer situated 50 nm away from the well. A 100 μ m-wide Hall bar on which measurements were performed is defined by lithography and is contacted by In/Zn alloy.

To simultaneously detect photoresistivity, $\Delta\rho_{xx} = \rho_{xx}^{MW} - \rho_{xx}^{DARK}$, and resistivity, ρ_{xx} , a double-modulation technique was employed. The main feature of $\Delta\rho_{xx}$, as shown for MW frequency of 26.5 GHz, is a positive peak at $B \approx 2.5$ kG and a negative valley (a suppression

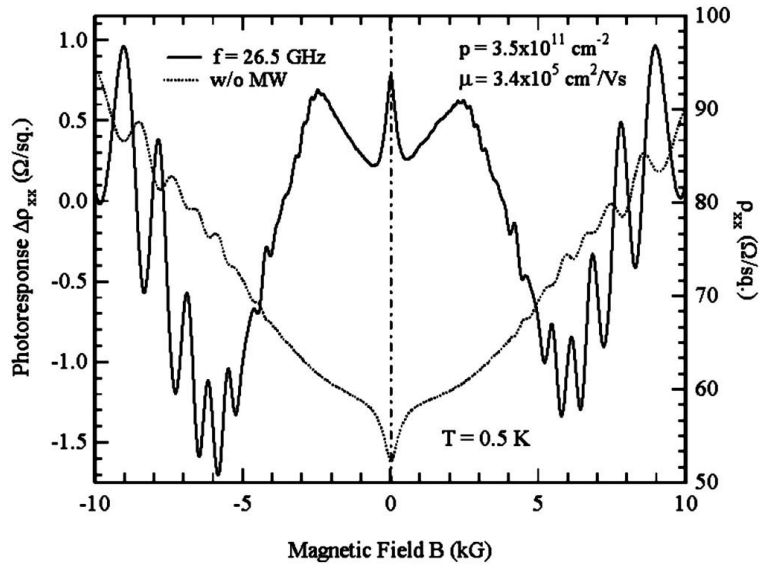


FIG. 7: A high-mobility 2D hole gas in GaAs/AlGaAs quantum well shows sharp positive peak and negative valley in photoresistance $\Delta\rho_{xx}$ under microwave irradiation.

of ρ_{xx}) around ~ 6 kG, both having relatively small magnitude. The 2.5 kG peak could be associated with the CR of holes which have an effective mass $m^* \sim 0.3 m_e$ (measured in separate transmission experiments in a similar B range; for measurement techniques, see Ref. 23). The nature of the 6 kG valley is yet not clear.

From the mobility of the holes, $\mu = 3.4 \times 10^5$ cm²/Vs, and taking a mass value of 0.3 m_e , we estimate a transport scattering time of $\tau_t = \mu m^*/e \approx 58$ ps. This value is a factor of two smaller than that of the 2DEG (where $\tau_t \approx 115$ ps) in which the giant amplitude oscillations were originally observed,² a fact that may be considered in explaining the lack of oscillations in this 2DHG sample. However, the band structure of holes must also play a significant role in these data.

V. SUMMARY

Oscillatory and vanishing magnetoresistance can be induced by irradiations of millimeter-waves in high mobility two-dimensional electronic systems traditionally used for studies of the quantum Hall effect. Depending on the sample geometry, zero resistance states (in Hall samples) or zero conductance states (in Corbino samples) are observed. Some new aspects of the observations are reported here which may help to distinguish between competing theoretical models of the phenomena.

Acknowledgments

This work was supported by NSF, by DARPA, and by A. P. Sloan Foundation.

¹ *Perspective in Quantum Hall Effects*, Ed. S. Das Sarma and A. Pinczuk (Wiley, New York, 1996).

² M.A. Zudov, R.R. Du, J.A. Simmons, and J.L. Reno, *Phys. Rev. B* **64**, 201311(R) (2001); see also cond-mat/9711149 (1997).

³ P.D. Ye, L.W. Engel, D.C. Tsui, J.A. Simmons, J.R. Wendt, G.A. Vawter, and J.L. Reno, *Appl. Phys. Lett.* **79**, 2193 (2001).

⁴ J.C. Maan, Th. Englert, and D.C. Tsui, *Appl. Phys. Lett.* **40**, 609 (1982).

- ⁵ M. Dobers, K. v. Klitzing, and G. Weimann, *Phys. Rev.* **B38**, 5453 (1988).
- ⁶ E. Vasiliadou, G. Muller, D. Heitmann, D. Weiss, K. v. Klitzing, H. Nickel, W. Schlapp, and R. Losch, *Phys. Rev.* **B 48**, 17145 (1993).
- ⁷ R.G. Mani, J.H. Smet, K. von Klitzing, V. Narayanamurti, W.B. Johnson, and V. Umansky, *Nature* **420**, 646 (2002); *Phys. Rev. Lett.* **92**, 146801 (2004).
- ⁸ M.A. Zudov, R.R. Du, L.N. Pfeiffer, and K.W. West, *Phys. Rev. Lett.* **90**, 046807 (2003).
- ⁹ C.L. Yang, M.A. Zudov, T.A. Knuuttila, R.R. Du, L.N. Pfeiffer, and K.W. West, *Phys. Rev. Lett.* **91**, 096803 (2003).
- ¹⁰ S.I. Dorozhkin, *JETP Lett.* **77**, 577 (2003).
- ¹¹ R. G. Willett, L. N. Pfeiffer, and K. W. West, *Phys. Rev. Lett.* **93**, 026804 (2004).
- ¹² A detailed analysis of the oscillation phase can be found in M. A. Zudov, *Phys. Rev.***B 69**, 041304(R) (2004).
- ¹³ A. E. Kovalev, S. A. Zvyagin, C. R. Bowers, J. L. Reno, and J. A. Simmons, *Solid State Commun.* **130**, 379 (2004).
- ¹⁴ S. A. Studenikin, M. Potemski, A. Sachrajda, M. Hilke, L. N. Pfeiffer, and K. W. West, cond-mat/0404411.
- ¹⁵ A.C. Durst, S. Sachdev, N. Read, and S.M. Girvin, *Phys. Rev. Lett.* **91**, 086803 (2003).
- ¹⁶ P.W. Anderson and W.F. Brinkman, cond-mat/0302129
- ¹⁷ A.V. Andreev, I.L. Aleiner, and A.J. Millis, *Phys. Rev. Lett.* **91**, 056803 (2003).
- ¹⁸ I. A. Dmitriev, M. G. Vavilov, I. L. Aleiner, A. D. Mirlin, and D. G. Polyakov, cond-mat/0310668.
- ¹⁹ See, e.g., references in R. R. Du *et al.*, *Physica* **E22**, 7 (2004).
- ²⁰ V.I. Ryzhii, *Sov. Phys. Solid State* **11**, 2078 (1970).
- ²¹ V.I. Ryzhii, R.A. Suris, and B.S. Shchamkhalova, *Sov. Phys. Semiconductors* **20**, 1289 (1986).
- ²² C. L. Yang, M. A. Zudov, R. R. Du, L. N. Pfeiffer and K. W. West, 2000, unpublished.
- ²³ B. E. Cole, F. M. Peeters, A. Ardavan, S. O. Hill, J. Singleton, W. Batty, J. M. Chamberlain, A. Polisskii, M. Henini, and T. Cheng, *J. Phys.: Condens. Matter* **9**, 3163 (1997).