

An *ab-initio* investigation of magnetism in two-dimensional uranium systems

Matej Komelj^{1,*} and Nataša Stojić²

¹*Jožef Stefan Institute, Jamova 39, SI-1000 Ljubljana, Slovenia*

²*Abdus Salam International Centre for Theoretical Physics, Strada Costiera 11, I-34014 Trieste, Italy*
(Dated: July 23, 2018)

The orbital and spin magnetic moments, and the X-ray-magnetic circular-dichroism (XMCD) spectra at the $M_{4,5}$ edges of the U atoms in a UAs/Co multilayer and in an α -U film are calculated within the framework of the density-functional theory in combination with the local-spin-density approximation (LSDA), the generalized-gradient approximation (GGA) and the LDA+ U method. The antiparallel arrangement between the U and Co spin magnetic moments at the interface results in the vanishing of ferromagnetism for the case of very thin Co layers. The U moments decay rapidly with the distance from the film surface. The magnitude of the magnetic-dipole term $\langle T_z \rangle$, which appears in the spin XMCD sum rule, is small. The different exchange-correlation treatments do not yield qualitatively different results.

PACS numbers: 75.70.-i; 78.70.Dm; 71.15.Mb

Both the subject of actinides and the issue of magnetism in two dimensional systems, like multilayers or films, represent interesting topics in contemporary solid-state physics. The joint problems from the two fields are therefore even more challenging. Actinides and actinide compounds exhibit very different magnetic behaviors, such as Pauli paramagnetism, localized and itinerant magnetism and heavy fermions.^{1,2} It is expected that the properties would change when going from bulk to two-dimensional materials. For example, Plasket *et al.*³ produced UAs/Co multilayers in an attempt to increase the Curie temperature of the amorphous UAs/Co alloy due to the induced polarization of U atoms through the exchange coupling to the Co layers. The first results, which came from magneto-optical measurements, were promising, but they were not reproduced with polarized-neutron-reflectivity experiments⁴ because the main contribution to the measured signal arises from the Co atoms. As an alternative approach, Kernavanois *et al.*⁵ performed a measurement of the X-ray-magnetic-circular dichroism (XMCD), which is element specific⁶. The same technique may be suitable for detecting the finite magnetic moment at the surface of uranium that was predicted theoretically⁷.

sum rules^{8,9}:

$$\langle l_z \rangle = \frac{3I_m N_h}{I_t} \quad , \quad (1)$$

$$\langle \sigma_z \rangle = \frac{3I_s N_h}{I_t} - 3\langle T_z \rangle \quad , \quad (2)$$

$$I_m = \int [(\mu_c)_{M_5} + (\mu_c)_{M_4}] d\epsilon \quad , \quad (3)$$

$$I_s = \int \left[(\mu_c)_{M_5} - \frac{3}{2}(\mu_c)_{M_4} \right] d\epsilon \quad , \quad (4)$$

$$I_t = \int [(\mu_t)_{M_5} + (\mu_t)_{M_4}] d\epsilon \quad , \quad (5)$$

with the XMCD signal $\mu_c = \mu^+ - \mu^-$ and the total absorption coefficient $\mu_t = \mu^+ + \mu^- + \mu^0$. The symbols $(\mu_{c,t})_{M_{4,5}}$ in Eqs. (3)-(5) denote that the integration is to be performed over the energy interval corresponding to the $M_{4,5}$ edges. There are some problems connected with the application of the sum rules on experimental data. The exact number of holes N_h in the f band is not directly measurable, nor is the expectation value $\langle T_z \rangle$ of the magnetic dipolar operator:

$$\hat{T}_z = \frac{1}{2}[\boldsymbol{\sigma} - 3\hat{\mathbf{r}}(\hat{\mathbf{r}} \cdot \boldsymbol{\sigma})]_z \quad , \quad (6)$$

where $\boldsymbol{\sigma}$ denotes the vector of the Pauli matrices. The integrations in Eqs. (3)-(5) have to be performed over the energy interval which corresponds to the electron $3d \rightarrow 5f$ transition. It is important to note that the limits of this energy interval are not uniquely defined in the experiment and that it is assumed that the electron $3d \rightarrow 5f$ transition is the only relevant contribution to the absorption signal in this energy range. Above all, the sum rules are derived for the atomic case. In spite of all these limitations, the XMCD analysis, particularly at the $L_{2,3}$ edges, has been proven to be a very successful tool for investigations of the magnetism in transition-metal systems of various dimensionalities. However, there is less research about the validity of the sum rules for other

The XMCD spectroscopy is based on the difference in the absorption coefficients $\mu^+(\epsilon)$, $\mu^-(\epsilon)$ and $\mu^0(\epsilon)$ for circularly-right, circularly-left and linearly polarized X-rays. The $5f$ contributions to the magnetic orbital $m_l = -\mu_B \langle l_z \rangle$ and spin $m_s = -\mu_B \langle \sigma_z \rangle$ moments are related to the absorption coefficients at the $M_{4,5}$ edges, via the

materials, for example, actinides, especially in systems other than bulk. Hence, the subject of the present paper is a comparison of the magnetic moments calculated directly from the electronic structure with the moments obtained from the theoretical XMCD spectra by using Eqs. (1,2). The theoretical approach has several advantages over an experiment since some of the above-mentioned uncertainties, particularly ones related to the number of holes, the $\langle T_z \rangle$ term and the integration limits, can be reduced to a minimum. This enables us to investigate the validity of the sum rules (1,2) without the influence of other effects present in the experiment, which are hard to control. The number of holes N_h is well defined. The integrations in Eqs. (3)-(5) are carried out over the interval between the Fermi energy E_F and the upper limit E_C , which is related to the N_h and to the f -resolved density of states $n_f(\epsilon)$ as $N_h = \int_{E_F}^{E_C} n_f(\epsilon) d\epsilon$. The $\langle T_z \rangle$ term is simply calculated as the expectation value of (6).

The calculations were performed within the framework of the density-functional theory by applying the Wien97 code¹⁰, which adopts the full-potential linearized-augmented-plane-wave (FLAPW) method¹¹. The Brillouin-zone (BZ) integrations were carried out with the modified tetrahedron method¹² by using 600 and 550 k points for the UAs/Co multilayer and the U film, respectively. The plane-wave cut-off parameter was set to 11.4Ry for both systems. In order to investigate the influence of correlation effects, the exchange-correlation contribution to the effective potential was calculated by using different schemes, namely the local-spin-density approximation (LSDA)¹³, the generalized-gradient approximation (GGA)¹⁴ and the LDA+ U method^{15,16}. The parameters U and J , which appear in the LDA+ U scheme, were set to $U = 2$ eV and $J = 0.5$ eV¹⁷. The contribution of the spin-orbit coupling (SOC) was calculated in the second-variational scheme^{18,19}, since it was demonstrated that a more rigorous treatment, for example, the first-variational scheme²⁰, did not yield substantially different results for uranium, although the magnitude of the 5f uranium SOC interaction is comparable to the corresponding bandwidth. The absorption coefficients $\mu^+(\epsilon)$, $\mu^-(\epsilon)$ and $\mu^0(\epsilon)$ as a function of the photon energy ϵ were calculated using Fermi's golden rule in a nonrelativistic dipole approximation that is based on the evaluation of the matrix element for the operator $\hat{\mathbf{p}} \cdot \mathbf{e}$, with \mathbf{e} denoting the polarization vector of the light^{21,22,23}. However, note that the current implementation of the density functional theory cannot simulate the excited states which would result from a hole in the 3d state.

The UAs/Co multilayer was modelled with a supercell, based on a face-centered-cubic (fcc) stacking sequence along the (001) direction as presented in Fig. 1. The experimental lattice parameter $a = 0.355$ nm for fcc Co was used. It turns out that the calculations performed on supercells with fewer Co layers do not result in a magnetic solution, in agreement with experiments at 300 K (Ref. 3), where no magnetic ordering was observed for the multilayers with the Co layer thinner than 1 nm. However,

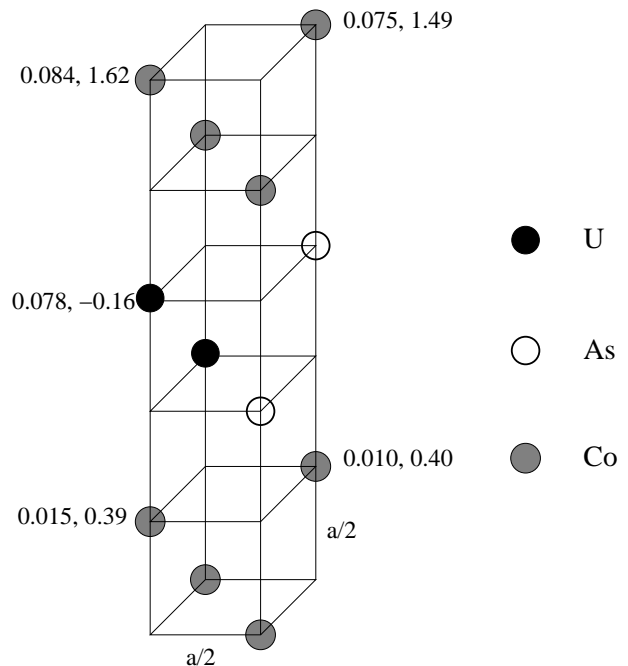


FIG. 1: A part of the As/Co-multilayer supercell, which is based on the fcc Co unit cell with the lattice parameter a . The numbers $\langle l_z \rangle$, $\langle \sigma_z \rangle$ represent the spin and orbital moments at particular U and Co sites obtained by applying the LDA+ U method for the 5f U states.

the present theoretical results do not prove the thesis that the absence of magnetism is due to the interdiffusion of U and As atoms into the Co layer. Furthermore, in the case of larger supercells, with more UAs layers, a finite magnetic moment at the U sites was found just at the interface, while in experiments⁵ the magnitude of the moment increased with an increasing UAs thickness. The calculated spin $\langle \sigma_z \rangle$ and orbital $\langle l_z \rangle$ magnetic moments, obtained with the LDA+ U method, are presented in Fig. 1. As demonstrated in Table 1 for the case of the U 5f moments, the LSDA and GGA do not give qualitatively different results, although the Coulomb repulsion U , in terms of the LDA+ U method, enhances the orbital moments by about a factor of 2 (3) relative to the LSDA (GGA) values. In contrast to the low-temperature experiments⁵ on the multilayers with amorphous UAs bilayers, carried out in the presence of high magnetic fields, the magnitude of the orbital moments are smaller than the magnitude of the spin moments. The magnitude of the total magnetic moment $|\langle l_z \rangle + \langle \sigma_z \rangle| \approx 0.1$ is much smaller than the corresponding experimental values⁵ between 0.4 and 1.1. The discrepancy might be partly due to the difference in the ratio of atomic concentrations, $[U]/[As]$, between the calculation ($[U]/[As]=1$) and the experiment⁵ ($[U]/[As]=1.5$) since the results of the SQUID measurements²⁴ exhibited a pronounced composition dependence. At the interface there is an antiparallel alignment between the calculated U and Co spin moments. The Co moments in the interface layer are

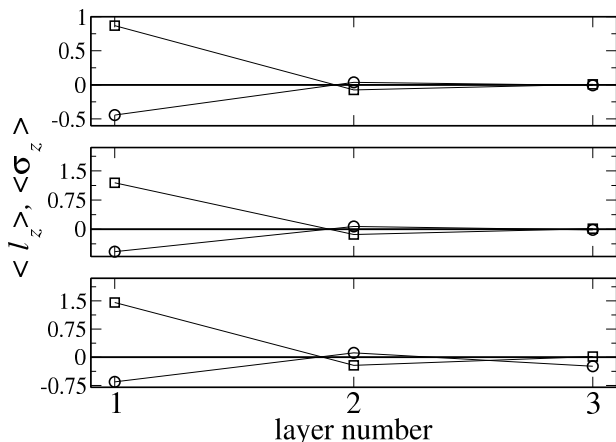


FIG. 2: The $5f$ orbital $\langle l_z \rangle$ (circles) and the spin $\langle \sigma_z \rangle$ (squares) magnetic moments as a function of the layer number for U film, calculated with the LSDA (upper graph), GGA (middle graph) and LDA+ U method (lower graph).

drastically reduced relative to the moments in other layers or in the bulk, which is consistent with the vanishing of magnetism in the case of thin Co layers, as mentioned earlier.

A comparison between the U $5f$ moments calculated directly from the electronic structure and the moments obtained from the theoretical XMCD spectra is given in Table 1. The orbital sum rule (1) holds well for all three types of the exchange-correlation potential. The validity of the spin sum rule (2) is worse, since the resulting moments underestimate the directly calculated values by $\sim 20\%$ (LDA+ U) to $\sim 30\%$ (GGA). The influence of the magnetic dipole $\langle T_z \rangle$ term is below the deviation of the sum rule $\langle \sigma_z \rangle$ from the directly calculated value although, surprisingly, the deviation is reduced when the $\langle T_z \rangle$ is omitted from Eq. (2) in the case of the LSDA and LDA+ U .

The supercell for modelling the α -U (001) film was based on the orthorhombic structure and it contained 6 uranium and 4 vacuum layers (for details, see, for example, Ref. 7). As found previously⁷, the density-functional theory predicts a magnetic ordering on the U surface. Fig. 2 demonstrates that the calculated magnetic moments rapidly decrease with an increasing distance from the surface. However, the sign of the moments alternates, so that the moments in subsequent layers are aligned antiparallel to each other. In the surface and in the next layer, where the moments are possibly measurable, the magnitude of the spin moment $\langle \sigma_z \rangle$ is about two times

larger than the magnitude of the orbital moment $\langle l_z \rangle$. The enhancement of the magnitude of $\langle l_z \rangle$ due to the Coulomb repulsion is smaller than in the case of the UAs/Co multilayer, whereas the LDA+ U spin magnetic

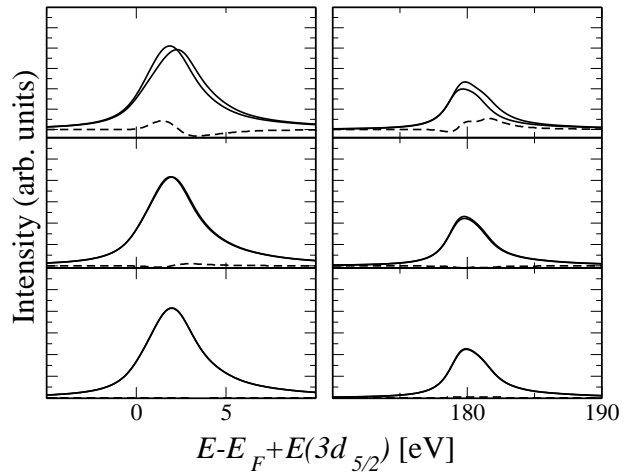


FIG. 3: The calculated absorption spectra for two polarizations (solid lines) and the XMCD signal (dashed lines) for the surface (upper graph), the second (middle graph) and the third (lower graph) layer of U film obtained by using the LDA+ U method. The M_5 edge is shown on the left and the M_4 edge on the right panel.

moment is almost two times larger than the corresponding LSDA value. The calculated XMCD signal is pronounced just for the surface layer, as shown in Fig. 3. Hence, only the surface magnetic moments are given in Table 2. Both the orbital and the spin sum rule underestimate the directly calculated magnetic moments. The deviation is below 20%. The influence of the $\langle T_z \rangle$ term is even more subtle than in the case of the UAs/Co multilayer, although the validity of the spin sum rule is worse if this term is set to zero.

In conclusion, a theoretical test based on an *ab-initio* calculation proved the XMCD method to be a suitable tool for investigating the magnetism in two-dimensional U systems, that arises from the ordered $5f$ magnetic moments. However, the results of the calculations on the UAs/Co multilayer suggest the ferromagnetism confined at the interface, and hence to some extent disagree with the experimental data and findings. If ferromagnetism really exists on the surface of uranium, its presence should be readily proven by means of the XMCD measurements.

We are grateful to N. Binggeli for the reading of manuscript and her suggestions.

* Electronic address: matej.komelj@ijs.si

¹ M. S. S. Brooks, B. Johansson, and H. L. Skriver, in *Hand-*

	$\langle l_z \rangle$	$\langle l_z \rangle$ from Eq. (1)	$\langle \sigma_z \rangle$	$\langle \sigma_z \rangle$ from Eq. (2)	$\langle \sigma_z \rangle$ from Eq. (2), $\langle T_z \rangle = 0$
LSDA	0.033	0.034	-0.138	-0.105	-0.109
GGA	0.025	0.027	-0.169	-0.121	-0.104
LDA+ <i>U</i>	0.078	0.068	-0.162	-0.128	-0.138

TABLE I: A comparison between the $5f$ contribution to the orbital $\langle l_z \rangle$ and the spin $\langle \sigma_z \rangle$ magnetic moments at the U sites in the UAs/Co multilayer, calculated directly from the electronic structure, and obtained from the theoretical XMCD spectra by using the sum rules (1,2).

	$\langle l_z \rangle$	$\langle l_z \rangle$ from Eq. (1)	$\langle \sigma_z \rangle$	$\langle \sigma_z \rangle$ from Eq. (2)	$\langle \sigma_z \rangle$ from Eq. (2), $\langle T_z \rangle = 0$
LSDA	-0.444	-0.364	0.869	0.722	0.714
GGA	-0.576	-0.479	1.193	0.981	0.956
LDA+ <i>U</i>	-0.655	-0.546	1.456	1.194	1.162

TABLE II: A comparison between the $5f$ contribution to the orbital $\langle l_z \rangle$ and the spin $\langle \sigma_z \rangle$ U magnetic moments at the surface of the U film calculated directly from the electronic structure, and obtained from the theoretical XMCD spectra by using the sum rules (1,2).

- book of the Physics and Chemistry of Actinides*, edited by A. J. Freeman and G. H. Lander (North-Holland, Amsterdam, 1984), vol. 1, p. 153.
- ² G. H. Lander and G. Aeppli, J. Magn. Magn. Mater. **100**, 151 (1991).
- ³ T. S. Plaskett, P. Fumagalli, T. R. McGuire, R. J. Gambino, N. A. Bojarczuk, and J. Angilello, IEEE Trans. Magn. **22**, 2659 (1992).
- ⁴ D. Mannix, W. G. Stirling, D. G. Bucknall, P. W. Haycock, S. D. Brown, G. H. Lander, and T. S. Plaskett, Physica B **234-236**, 470 (1997).
- ⁵ N. Kernavanois, D. Mannix, P. D. de Réotier, J. P. Sanchez, A. Yaouanc, A. Rogalev, G. H. Lander, and W. G. Stirling, Phys. Rev. B **69**, 54405 (2004).
- ⁶ G. Schütz, W. Wagner, W. Wilhelm, P. Kienle, R. Zeller, R. Frahm, and G. Materlik, Phys. Rev. Lett. **58**, 737 (1987).
- ⁷ N. Stojić, J. W. Davenport, M. Komelj, and J. Glimm, Phys. Rev. B **68**, 94407 (2003).
- ⁸ B. T. Thole, P. Carra, F. Sette, and G. van der Laan, Phys. Rev. Lett. **68**, 1943 (1992).
- ⁹ P. Carra, B. T. Thole, M. Altarelli, and X. Wang, Phys. Rev. Lett. **70**, 694 (1993).
- ¹⁰ P. Blaha, K. Schwarz, P. Sorantin, and S. B. Trickey, Comput. Phys. Commun. **59**, 399 (1990).
- ¹¹ E. Wimmer, H. Krakauer, M. Weinert, and A. J. Freeman, Phys. Rev. B **24**, 864 (1981).
- ¹² P. E. Blöchl, O. Jepsen, and O. K. Andersen, Phys. Rev. B **49**, 16223 (1994).
- ¹³ J. P. Perdew and Y. Wang, Phys. Rev. B. **45**, 13244 (1992).
- ¹⁴ J. P. Perdew, J. A. Chevary, S. H. Vosko, K. A. Jackson, M. R. Pederson, D. J. Singh, and G. Fiolhais, Phys. Rev. B **46**, 6671 (1992).
- ¹⁵ V. I. Anisimov, I. V. Solov'yev, M. A. Korotin, M. T. Czyżyk, and G. A. Sawatzky, Phys. Rev. B **48**, 16929 (1993).
- ¹⁶ A. I. Liechtenstein, V. I. Anisimov, and J. Zaanen, Phys. Rev. B **52**, R5467 (1995).
- ¹⁷ A. N. Yaresko, V. N. Antonov, and P. Fulde, Phys. Rev. B **67**, 155103 (2003).
- ¹⁸ P. Novák, unpublished.
- ¹⁹ D. J. Singh, *Plane Waves, Pseudopotentials and LAPW Method* (Kluwer Academic, Dordrecht, 1994).
- ²⁰ M. Komelj, cond-mat/0406433.
- ²¹ R. Q. Wu and A. J. Freeman, J. Magn. Magn. Mater. **132**, 103 (1994).
- ²² J. Kuneš, P. M. Oppeneer, H. C. Mertins, F. Schaäfers, A. Gaupp, W. Gudat, and P. Novák, Phys. Rev. B **64**, 174417 (2001).
- ²³ J. Kuneš, P. Novák, M. Diviš, and P. M. Oppeneer, Phys. Rev. B **64**, 205111 (2001).
- ²⁴ P. Fumagalli, T. S. Plaskett, T. R. McGuire, R. J. Gambino, and N. A. Bojarczuk, Phys. Rev. B **46**, 6187 (1992).