

Anomalous Pressure Dependence of Kadowaki-Woods ratio and Crystal Field Effects in Mixed-valence YbInCu₄

Tuson Park, V. A. Sidorov,* J. L. Sarrao, and J. D. Thompson
 Los Alamos National Laboratory, Los Alamos, New Mexico 87545
 (Dated: October 13, 2019)

Mixed-valence (MV) compound YbInCu₄ was investigated by electrical resistivity at low temperatures and high pressures. Scaling of the first derivative of the resistivity at different pressures reveals two characteristic temperatures, where the slope in $d\rho/dT$ changes abruptly: T_v due to the first-order MV transition and T_{CEF} due to crystal-field effects. The Kadowaki-woods ratio, A/γ^2 , is anomalously small at $P = 0$, but sharply increases to the normal value of heavy fermion compounds at $P = 25$ kbar. The dramatic pressure dependence is attributed to a change in the ground state degeneracy from an octet to a doublet at $P \approx 25$ kbar

The discovery of YbInCu₄ [1] which goes through a first-order isostructural valence transition at 42 K commenced a flurry of research activities with the expectation that the readily accessible transition at ambient pressure may lead to better understanding of the generation-old outstanding problem of the $\gamma - \alpha$ transition at 8 kbar in elemental Ce metal [2]. As the transition in the Ce metal involves the loss of magnetic moments, a non-integer valence, and a volume decrease of about 15% in the low-temperature α phase, the valence transition in YbInCu₄ also shows an enhanced Pauli paramagnetic susceptibility, a valence transition of Yb ions from 3+ to 2.9+ [3], and a volume increase of about +0.5% below the transition temperature T_v . In YbInCu₄ where Yb's f^{13} and f^{14} configurations are nearly degenerate, Yb may be considered as a hole-analog of Ce in which f^0 and f^1 configurations lead to similar phenomena. In the Ce metal, increasing pressure favors a non-magnetic ground state $Ce^{4+}(4f^0)$ over the magnetic $Ce^{3+}(4f^1)$ because the free energy is lowered by stabilizing a more strongly hybridized state, Kondo singlet state. In YbInCu₄, in contrast, pressure decreases the hybridization strength $JN(E_F)$ and consequently, the trivalent magnetic state $Yb^{3+}(f^{13})$ is favored over the divalent non-magnetic state $Yb^{2+}(f^{14})$. Here, J is the coupling constant between the localized f and conduction electrons and $N(E_F)$ is the density of states at the Fermi level.

The high temperature phase ($T > T_v$) of YbInCu₄ can be characterized by a Curie-Weiss temperature dependence in magnetic susceptibility and a semi-metallic behavior in transport measurements due to the localized 4f electrons [3, 4, 5]. In the low temperature phase ($T < T_v$), a strong hybridization between Yb 4f and conduction-band electrons gives rise to a nonmagnetic metallic behavior with an enhanced Pauli paramagnetic susceptibility and a Fermi-liquid state. In the Fermi-liquid state where the specific heat varies as $C \propto \gamma T$ and the resistivity as $\rho \propto AT^2$, it was reported that the Kadowaki-Woods ratio A/γ^2 deviates from a universal value of heavy fermion compounds, $1.0 \times 10^{-5} \mu\Omega\cdot\text{cm}\cdot\text{mol}^2\cdot\text{K}^2\cdot\text{mJ}^{-2}$ [6, 7]. Even though the

small value of A/γ^2 has been observed in several Yb-based and Ce-based compounds, the anomaly has been studied rarely [6]. We carefully measured the electrical resistivity ρ of YbInCu₄ at low temperatures and high pressures and found a novel scaling behavior in $d\rho/dT$, where all the available data sets under different pressure collapse on top of each other. Two characteristic temperatures were identified: T_v corresponds to the mixed-valence transition and T_{CEF} to crystal-field effects. At $P = 25$ kbar, the resistivity changes dramatically, where the T^2 -coefficient A increases by 10^3 and the residual resistivity ρ_0 by 10. The abrupt increases in A and ρ_0 are consistent with the effective degeneracy change from $N = 8$ to $N = 2$ at the critical pressure, indicating that the deviation of A/γ^2 from the Kadowaki-Woods relation is due to the large degeneracy ($N = 8$) in the mixed valent state of YbInCu₄.

Single crystals of YbInCu₄ were obtained from an In-Cu flux method as described elsewhere [8]. Hydrostatic pressure was achieved by using a Be/Cu clamp-type pressure cell with silicone fluid as a transmitting medium. The absolute value of pressure at low temperatures was obtained by measuring the superconducting transition temperature of a tin manometer. The resistivity ρ of YbInCu₄ was measured by a standard four-point method with a LR-700 *ac* resistance bridge (Linear Research). At ambient pressure, ρ has a very narrow mixed-valence transition region, $\Delta T \leq 1$ K, and a large resistivity ratio, $\rho(T_{v+})/\rho(T_{v-}) \approx 13$, suggesting that the analyzed crystal is of high quality [8]. Here, $\rho(T_{v+})$ is the resistivity at temperatures just above T_v and $\rho(T_{v-})$, below T_v .

In the top panel of Fig. 1 we showed the resistivity of YbInCu₄ as a function of temperature at several pressures on a log-log scale. The valence transition temperature T_v is rapidly suppressed by applying pressure, $dT_v/dP \approx -1.7$ K/kbar, as is similar to earlier studies [9, 10]. At $P = 27$ kbar, there is no clear drop in ρ that can be attributed to a valence transition. The first temperature derivative of the resistivity, surprisingly, reveals a scaling behavior among different pressure data (bottom panel of Fig. 1). Three distinctive regimes in $d\rho/dT$ were identified by a sharp change in the slope at T_v and 32 K:

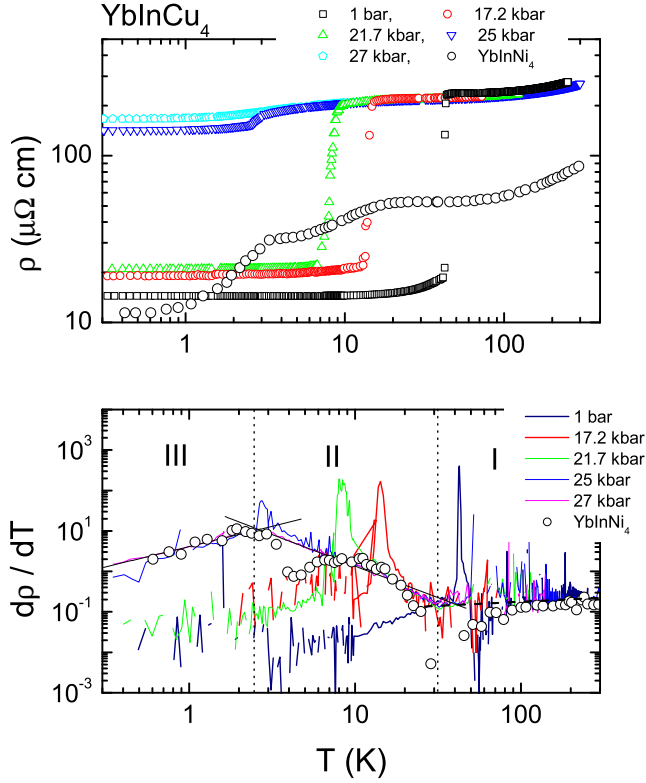


FIG. 1: Top panel: Resistivity vs. temperature of YbInCu_4 on a log-log scale at different pressures. For comparison, ρ of YbInNi_4 at 1 bar was shown as open circles. Bottom panel: Temperature derivative of the resistivity of the data shown at top panel. Solid black lines are guides to the eye.

regime I for $T > 32$ K, regime II for $T_v < T < 32$ K, and regime III for $T < T_v$.

In the high temperature phase (regime I), the electrical resistivity can be accounted for by phonons ρ_{ph} and spin-dependent scattering processes ρ_{mag} : $\rho = \rho_0 + \rho_{ph}(T) + \rho_{mag}(T) = a + bT - c \ln T$. The good fit of the above model and a shallow resistivity minima observed at 55 K and ambient pressure (not shown here) signify the importance of Kondo interaction in this compound. The resistivity slope is almost independent of temperature. At lower pressure range where T_v is higher than 32 K, the slope of $d\rho/dT$ does not show a change at 32 K. An inelastic neutron scattering study on YbInCu_4 [11] found that crystal-field (CF) excitations are present in the trivalent phase while the CF excitations disappear in the intermediate-valence state, i.e. below the valence transition. The first excited state is at about 3.2 meV above the ground state, which is of the same order as the characteristic temperature, 32 K. A stable, trivalent compound YbInNi_4 shows similar crystal field excitations to YbInCu_4 and its resistivity has a sharp drop at 3 K due to ferromagnetism and a broad peak at around 20 K due to crystal field effects (top panel of Fig. 1) [12]. A sharp change in $d\rho/dT$ of YbInNi_4 was also observed at around

20 K (bottom panel of Fig. 1) and the overall behavior is similar to that of YbInCu_4 . Wada et al, observed a shoulder-like feature in $\rho(T)$ of YbInCu_4 at 25 K and 24.9 kbar and attributed it to a Kondo temperature [13]. However, the negligible pressure effect of the characteristic temperature, the similar energy scale to the crystal field level, and the similarity to YbInNi_4 attest that the newly observed characteristic temperature (32 K) in $d\rho/dT$ is due to crystal field effects, T_{CEF} .

In the low temperature phase below T_v (regime III), the temperature dependence of ρ shows a typical Fermi-liquid state: $\rho = \rho_0 - AT^2$ where ρ_0 is the residual resistivity and A is the Fermi-liquid coefficient. In Fig. 2(a) we show a scaling of the normalized resistivity $\Delta\rho/AT_0^2$ versus $(T/T_0)^2$. Here, $\Delta\rho = \rho(T) - \rho_0$ and T_0 is the highest temperature where the T^2 dependence is obeyed. The scaling temperature T_0 is typically associated with a coherence temperature and is proportional to the Kondo temperature, i.e., $T_0 \propto T_K$ [14, 15]. It is interesting to note that the presence of the mixed-valence transition changes the resistivity behavior above T_0 : the normalized resistivity deflects upward for $P \leq 25$ kbar while it deviates downward for $P > 25$ kbar. YbInNi_4 whose ground state is a ferromagnetic state follows the 27 kbar data of YbInCu_4 .

The pressure dependence of the residual resistivity $\rho_0(P)$ obtained from the T^2 scaling is displayed in Fig. 2(b). For $P < 25$ kbar, ρ_0 gradually increases from 14.4 at $P = 0$ to 20.9 $\mu\Omega\cdot\text{cm}$ at $P = 21.7$ kbar. The large increase in ρ_0 over the pressure interval is comparable to that of other heavy fermion compounds and suggests that the residual scattering is not simply due to potential scattering from impurities or lattice disorder, but involves the Yb-4f electrons [16]. When lattice periodicity is disrupted by a disorder such as site disorder in Yb or In site of YbInCu_4 [8], the Yb-4f electrons go through fluctuations in the phase shift, resulting in a finite resistivity at $T = 0$ K [17]:

$$\rho_0 = G \sin^2(\pi n_f/N), \quad (1)$$

where n_f is the 4f-occupation number, N is the effective degeneracy, and G is a prefactor that takes into account the pressure effects of the hybridization strength $JN(E_F)$. In applying Eq. (1), we assumed that n_f changes linearly with pressure from 0.9 at $P = 0$ to 1 at $P = 25$ kbar and the effective degeneracy N is 8 ($= 2j + 1$) as expected from the strongly hybridized MV state and from the absence of CEF excitations in neutron scattering for $T < T_v$. Here, j is the total angular momentum ($= 7/2$). The best fit was obtained with $G(P) \propto (1 + 0.01P)$ (dotted line in Fig. 2 b). The prefactor $G(P)$ of YbInNi_4 shows a similar pressure dependence, $G(P) \propto (1 + 0.01P)$, suggesting that the obtained $G(P)$ of YbInCu_4 is reasonable. The positive slope in Yb-compounds, $d\rho_0/dP > 0$, also reflects the 4f-hybridization effects that makes the slope negative in

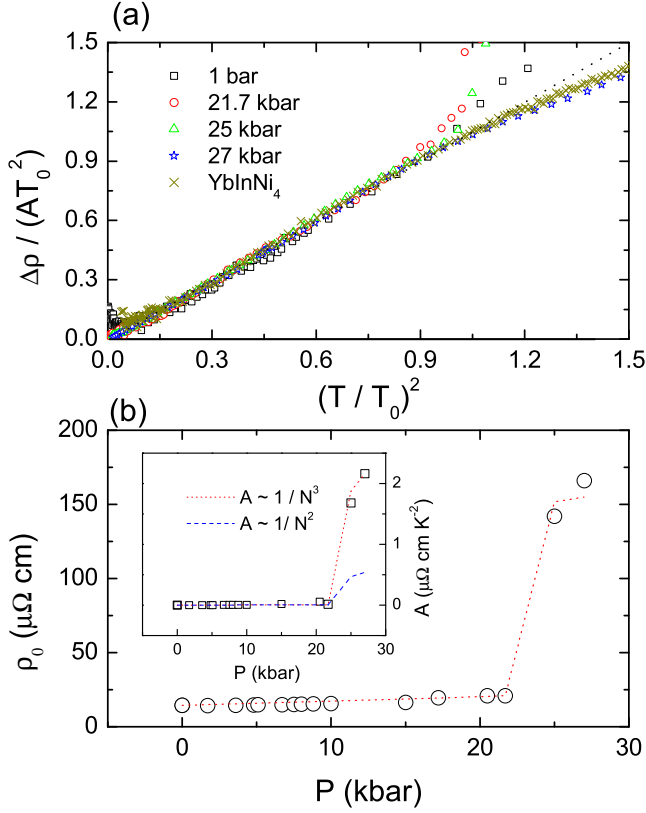


FIG. 2: (a) Normalized resistivity of YbInCu₄ versus $(T/T_0)^2$ at low temperatures and various pressures, where T_0 is the highest temperature that ρ obeys a T^2 dependence, $\Delta\rho = \rho(T) - \rho(T = 0)$, and A is the T^2 coefficient. Dotted linear line is a guide to the eye. (b) Pressure dependence of the residual resistivity. Dotted line is a fit by $\rho_0 = G \sin^2(\pi n_f/N)$. Inset: pressure dependence of A (see text)

Ce-based compounds, electron analog of Yb-based compounds.

At $P = 25$ kbar, there is a dramatic jump in ρ_0 by a factor of 7. Once the characteristic energy scale for spin fluctuations decreases with applied pressure below the first excited CEF level, the effective degeneracy will decrease and consequently, the residual resistivity increases sharply. When the effective degeneracy changes from 8 to 2, the sharp increase is well explained by Eq. (1) (dotted line in Fig. 2b). Fig. 3(a) shows the pressure dependence of the Kondo energy scale T_K and the crystal-field effects T_{CEF} . The T_K decreases with pressure while the T_{CEF} is independent of pressure. The T_K , indeed, becomes smaller than T_{CEF} at $P = 25$ kbar, indicating that crystal-field effects are important for $P \geq 25$ kbar. We obtained T_K from the resistivity through the relationship $T_K \propto 1/\sqrt{A}$ [18, 19] and from magnetization data [8, 10]. We note that the sharp increase in ρ_0 and change in ground state (GS) degeneracy takes place at a critical pressure where ferromagnetism appears [20], suggesting that these effects are correlated.

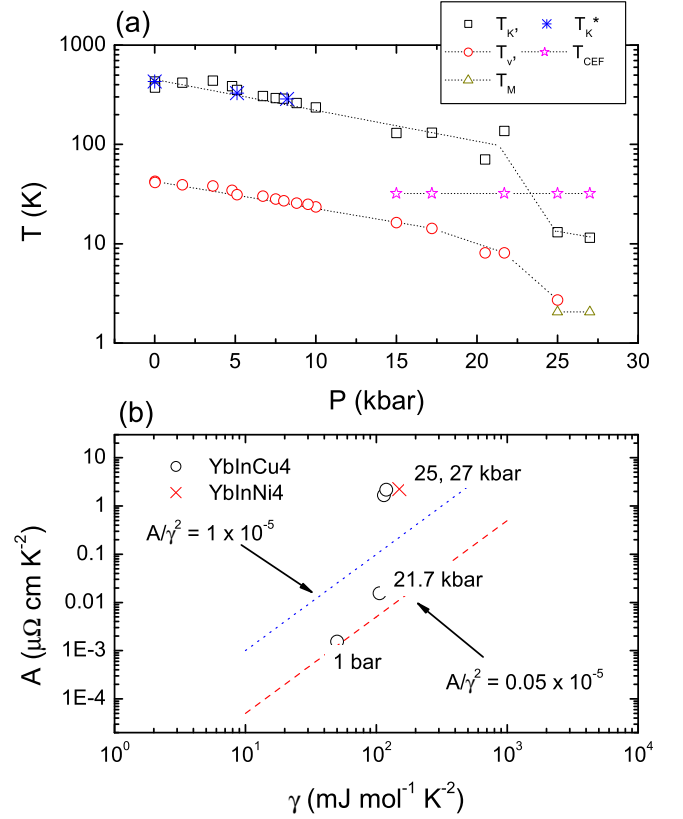


FIG. 3: (a) $T - P$ phase diagram on a semi-log scale. T_M is a magnetic ordering temperature from χ_{ac} (not shown). *: data from reference [10]. Dotted lines are guides to the eye. (b) The T^2 -coefficient A was plotted against the T -linear specific heat coefficient γ on a log-log scale. The dotted line is from a universal Kadowaki-Woods relation and the dashed line is 20 times smaller than the universal ratio.

A change in GS degeneracy is also manifested in the pressure dependence of the T^2 coefficient A (see the inset of Fig. 2b). The gradual increase in A with pressure turns into a jump at $P = 25$ kbar. Based on a lattice Anderson model, the low-temperature resistivity was calculated:

$$\Delta\rho \propto \frac{1}{N^d} \left(\frac{T}{T_0} \right)^2, \quad (2)$$

where $d = 3$ from references [21, 22] and $d = 2$ from [23]. Our data clearly prefer the $1/N^3$ scenario (dotted line) over the $1/N^2$ one (dashed line) when the effective degeneracy N changes from 8 to 2 at $P = 25$ kbar. The doublet ground state from our analysis is consistent with the result from magnetization and specific heat study of YbInNi₄ [12], but is in conflict with the analysis from the inelastic neutron scattering on YbInCu₄ and YbInNi₄, which claimed a quartet ground state in both of these materials [11].

The T^2 -coefficient A is plotted against the T -linear specific heat coefficient γ on a log-log scale in Fig. 3(b). At ambient pressure the Kadowaki-Woods ratio, A/γ^2 ,

is approximately $6.2 \times 10^{-7} \mu\Omega \text{ cm mol}^2 \text{ K}^2 \text{ mJ}^{-2}$, which is remarkably smaller by a factor of 16 than that found in most heavy fermion compounds ($1 \times 10^{-5} \mu\Omega \text{ cm mol}^2 \text{ K}^2 \text{ mJ}^{-2}$) [7]. At $P \geq 25$ kbar, the ratio sharply increases to the normal value and is comparable to that of YbInNi_4 . The absolute values of γ were obtained from specific heat measurements at ambient pressure [10] and under pressure [24]. When we do not have specific heat data at the same pressure as that of resistivity, we linearly interpolated (or extrapolated). Even though the GS degeneracy change will influence γ for $P > 25$ kbar, the similar value of γ at 27 kbar to that of YbInNi_4 suggests that the interpolation (or extrapolation) is reasonable. A small value of Kadowaki-Woods ratio has been observed for a number of Yb-compounds with mixed valence (MV) and was noted to have a large ground state degeneracy ($N \geq 4$) [6]. In a MV state with large degenerate states where crystal-field effects are of little importance, the f -electron density of states (DOS) has its maximum above the Fermi level due to the Kondo resonance. In contrast, the DOS peaks at the Fermi level for those less degenerate heavy fermions [18, 25]. The change of the position of the Kondo-resonance peak as a function of the degeneracy N affects the low-temperature thermodynamic and transport properties, resulting in a totally different behavior in A/γ^2 in YbInCu_4 . The recovery to the normal value at 25 kbar where the effective degeneracy N changes from 8 to 2 due to crystal-field effects strongly indicates that the small value of the KW ratio is due to the large degeneracy factor.

The intermediate phase between T_v and T_{CEF} (regime II) is characterized by $1/\sqrt{T}$ temperature dependence of the resistivity: $\rho(T) = a - b/\sqrt{T}$. Applying pressure does not change the temperature dependence, but only extends the regime because T_v decreases with pressure. The resistivity of YbInNi_4 shows a similar temperature dependence in the corresponding regime. The resistivity of LuInCu_4 , the non-magnetic counterpart of YbInCu_4 , shows a monotonic temperature dependence [5]. The $d\rho/dT$ of pure YbInCu_4 is essentially the same as $d(\delta\rho)/dT$ where $\delta\rho = \rho(\text{YbInCu}_4) - \rho(\text{LuInCu}_4)$. Adding together, the $1/\sqrt{T}$ dependence seems an intrinsic property of the regime II. However, we cannot completely rule out the possibility that scaling in this regime just reflects a crossover between T_{CEF} and T_v .

In summary, we have reported a novel scaling behavior in $d\rho/dT$ under pressure and two characteristic temperatures in YbInCu_4 : the mixed-valence transition T_v and the crystal-field effects T_{CEF} . The pressure dependent variations in ρ_0 and A are interpreted in terms of crystal-field effects that become important for $P \geq 25$ kbar. The small value of A/γ^2 at ambient pressure and the recovery to the normal value at $P = 25$ kbar are consistent with the effective degeneracy scenario.

Work at Los Alamos was performed under the auspices of the U.S. Department of Energy. We acknowledge ben-

efits from discussion with J. Lawrence and I. Vekhter.

-
- * On leave from the Institute of High Pressure Physics, Russian Academy of Science, Troitsk.
- [1] I. Felner and I. Nowik, Phys. Rev. B **33**, 617 (1986).
 - [2] P. W. Bridgman, Proc. Am. Aca. Arts Sci. **62**, 207 (1927).
 - [3] I. Felner, I. Nowik, D. Vaknin, U. Potzel, J. Moser, G. M. Kalvius, G. Wortmann, G. Schmiester, G. Hilscher, E. Gratz, et al., Phys. Rev. B **35**, 6956 (1987).
 - [4] H. Nakamura, K. Nakajima, Y. Kitaoka, K. Asayama, K. Yoshimura, and T. Nitta, J. Phys. Soc. Jpn. **59**, 28 (1990).
 - [5] H. Nakamura, K. Ito, and M. Shiga, J. Phys.: Condens. Matter **6**, 9201 (1994).
 - [6] N. Tsujii, K. Yoshimura, and K. Kosuge, J. Phys.: Condens. Matter **15**, 1993 (2003), references therein.
 - [7] K. Kadowaki and S. B. Woods, Solid State Commun. **58**, 507 (1986).
 - [8] J. L. Sarrao, C. D. Immer, C. L. Benton, Z. Fisk, J. M. Lawrence, D. Mandrus, and J. D. Thompson, Phys. Rev. B **54**, 12207 (1996).
 - [9] T. Matsumoto, T. Shimizu, Y. Yamada, and K. Yoshimura, J. Magn. Magn. Mater **104-107**, 647 (1992).
 - [10] J. L. Sarrao, A. P. Ramirez, T. W. Darling, F. Freibert, A. Migliori, C. D. Immer, Z. Fisk, and Y. Uwatoko, Phys. Rev. B **58**, 409 (1998), references therein.
 - [11] A. Severing, E. Gratz, B. D. Rainford, and K. Yoshimura, Physica B **163**, 409 (1990).
 - [12] J. L. Sarrao, R. Modler, R. Movshovich, A. H. Lacerda, D. Hristova, A. L. Cornelius, M. F. Hundley, J. D. Thompson, C. L. Benton, C. D. Immer, et al., Phys. Rev. B **57**, 7785 (1998).
 - [13] S. Wada, T. Mito, T. Koyama, T. C. Kobayashi, T. Muramatsu, and J. L. Sarrao, Int. J. Mod. Phys. B **17**, 3661 (2003).
 - [14] K. Andres, J. E. Graebner, and H. R. Ott, Phys. Rev. Lett. **35**, 1779 (1975).
 - [15] F. F. Assaad, Phys. Rev. B **70**, 020402 (2004).
 - [16] J. M. Lawrence, J. D. Thompson, and Y. Y. Chen, Phys. Rev. Lett. **54**, 2537 (1985).
 - [17] D. M. Newns and A. C. Hewson, in *Valence Fluctuations in Solids*, edited by L. M. Falicov, W. Hanke, and M. B. Maple (North-Holland, Amsterdam, 1981), p. 27.
 - [18] V. T. Rajan, Phys. Rev. Lett **51**, 308 (1983).
 - [19] E. Bauer, R. Hauser, E. Gratz, K. Payer, G. Oomi, and T. Kagayama, Phys. Rev. B **48**, 15873 (1993), references therein.
 - [20] T. Mito, T. Koyama, M. Shimoide, S. Wada, T. Muramatsu, T. C. Kobayashi, and J. L. Sarrao, Phys. Rev. B **67**, 224409 (2003).
 - [21] K. H. Fischer, Z. Phys. B - Condensed Matter **74**, 475 (1989).
 - [22] P. Coleman, J. Magn. Magn. Mater. **63-64**, 245 (1987).
 - [23] A. J. Millis and P. A. Lee, Phys. Rev. B **35**, 3394 (1987).
 - [24] V. A. Sidorov, T. Park, J. L. Sarrao, and J. D. Thompson (2004), unpublished.
 - [25] P. Schlottmann, Phys. Rep. **181**, 1 (1989).