

Effects of fluctuations and Coulomb interaction on the transition temperature of granular superconductors.

I. S. Belborodov¹, K. B. Efetov^{2,3}, A. V. Lopatin¹, and V. M. Vinokur¹

¹Materials Science Division, Argonne National Laboratory, Argonne, Illinois 60439

²Theoretische Physik III, Ruhr-Universität Bochum, 44780 Bochum, Germany

³L. D. Landau Institute for Theoretical Physics, 117940 Moscow, Russia

(Dated: February 8, 2020)

We investigate the suppression of superconducting transition temperature in granular metallic systems due to (i) fluctuations of the order parameter (bosonic mechanism) and (ii) Coulomb repulsion (fermionic mechanism) assuming large tunneling conductance between the grains $g_T \gg 1$. We find the correction to the superconducting transition temperature for 3d granular samples and thin films. We demonstrate that if the critical temperature $T_c > g_T$, where g_T is the mean level spacing in a single grain the bosonic mechanism is the dominant mechanism of the superconductivity suppression, while for critical temperatures $T_c < g_T$ the suppression of superconductivity is due to the fermionic mechanism.

PACS numbers: 74.81.Bd, 74.78.Na, 73.40.Gk

I. INTRODUCTION

Understanding the role of fluctuations in disordered correlated systems is critical to further progress in mesoscopic physics. Being an experimentally accessible electronic system with the tunable parameters, granular superconductors offer a unique testing ground for developing and verifying new concepts.^{1,2,3,4,5,6} The measurable material characteristic that reflects directly the result of the interplay between disorder, interactions, and fluctuations and thus can serve for the concept testing is the superconducting critical temperature, T_c , but the quantitative description of fluctuation effects and Coulomb interaction on T_c of granular metals was still not available. Our work pursues this quest: we construct a quantitative theory of the suppression of T_c in disordered granular samples by fluctuations of order parameter and Coulomb interactions.

An important note is immediately in order. The widespread belief is that according to the famous result by Anderson⁷, disorder does not affect the superconductor transition temperature; it is often forgotten that this result holds only within the BCS mean field approximation and that in reality the transition temperature is reduced when going beyond the mean field. For example, the superconductivity in 2d disordered thin films is strongly affected by disorder^{8,9,10,11}. The physical reason for the suppression of the critical temperature is that in thin films the interaction amplitude in the superconducting channel decreases due to enhanced effects of the Coulomb interaction in the presence of disorder. For this mechanism of the superconductivity suppression the interference effects play an important role and in order to obtain the resulting critical temperature one should sum a certain class of diagrams that in particular include cooperons and diffusons. In the subsequent discussion we will be referring to this mechanism of the superconductivity suppression as to the fermionic mechanism.

The superconducting transition temperature can also

be reduced by the fluctuations of the order parameter. These fluctuations are especially strong in low dimensions; we will call the corresponding mechanism of the suppression the bosonic mechanism.

Strictly speaking, the superconducting transition is smeared in low dimensions due to fluctuations of the phase of the order parameter, meaning that the experimentally measured resistivity may not turn exactly to zero at the mean field critical temperature T_c . However, the drop in the resistivity at the "critical temperature" can be still quite pronounced, and one may still speak about the superconducting transition temperature. In principle, this experimental T_c can be close to the BCS temperature, but considerable deviations are also possible. In what follows we will not discuss the question of whether or not the "real" phase transition occurs, but concentrate on the study on the effects of disorder and fluctuations on the temperature of this sharp drop in resistivity.

At the very first glance, the properties of granular materials are not expected to differ much from those of the homogeneously disordered conductors. The more close inspection, however, immediately reveals a new energy scale $\epsilon = g_T$, where g_T is the tunneling conductance between the grains and ϵ is the mean energy level spacing for a single grain, appearing in granular materials. The presence of this energy scale which has a simple physical interpretation of an inverse average time that an electron spends in a single grain before tunneling to one of the neighboring grains¹², brings into play new behaviors that were absent in homogeneous media.^{14,15} In particular, the two different transport regimes at high, $T > T^*$, and low, $T < T^*$, temperatures¹³ appear. In the high temperature regime the correction to the conductivity due to the Coulomb interaction depends logarithmically on temperature in all dimensions, while at low temperatures the interaction correction to conductivity has the Altshuler-Aronov form¹⁴ and, thus is very sensitive to the dimensionality of the sample.

In the present paper we analyze the mechanisms of the suppression of superconductivity in both temperature regimes. We find that the fermionic mechanism is temperature dependent and that its contribution is strongly reduced in the region $T > T_c$. In this regime the bosonic mechanism of the T_c suppression becomes dominant. In the low temperature regime, $T < T_c$, the correction to the critical temperature is similar to that obtained for homogeneously disordered metals. In this regime the fermionic mechanism plays the major role as long as the intergranular tunneling conductance is large.

The paper is organized as follows: in Sec. II we summarize the results for the suppression of superconducting transition temperature of granular metals. In Sec. III we introduce the model; the effect of fluctuations and Coulomb interaction on the superconducting transition temperature is then discussed in Sec. IV. The mathematical details are relegated to the Appendix.

II. SUMMARY OF THE RESULTS

It is convenient to distinguish corrections due to bosonic and fermionic mechanisms and write the result for the suppression T_c of the superconductor transition temperature in a form

$$\frac{T_c}{T_c} = \frac{T_c}{T_c} + \frac{T_c}{T_c} ; \quad (1a)$$

where the two terms in the right hand side correspond to the bosonic and fermionic mechanisms, respectively. The critical temperature T_c in Eq. (1a) is the BCS critical temperature.

We find that at high temperatures, $T > T_c$, the fermionic correction to the superconducting transition temperature does not depend on the dimensionality of the sample

$$\frac{T_c}{T_c} = c_1 \frac{T_c}{T_c}; \quad d = 2; 3; \quad (1b)$$

where $c_1 = 7/3 = 2.33$ and d is the dimensionality of the array of the grains.

In the low temperature regime, $T < T_c$, the fermionic mechanism correction to the superconducting transition temperature depends on the dimensionality of the sample and is given by

$$\frac{T_c}{T_c} = \begin{cases} \frac{A}{2} \ln^2 \frac{T_c}{T_c}; & d = 3 \\ \frac{1}{24} \ln^3 \frac{T_c}{T_c}; & d = 2 \end{cases}; \quad (1c)$$

where $A = g_T a^3 R^2 d^3 q = (2/3)^3 q^{-1}$ and 0.253 is the dimensionless constant and

$$q = 2g_T \sum_a (1 - \cos qa) \quad (1d)$$

with \mathbf{q} being the lattice vectors (we consider a periodic cubic lattice of grains). Note that in the low temperature regime $T < T_c$ the correction to the critical temperature in the dimensionality $d = 2$ coincides with the one obtained for homogeneously disordered superconducting insulators upon the substitution $1 \rightarrow 1$.

On the contrary, the correction to the transition temperature due to the bosonic mechanism in Eq. (1a) remains the same in both regimes and is given by

$$\frac{T_c}{T_c} = \begin{cases} \frac{14A}{3} \frac{1}{g_T}; & d = 3 \\ \frac{7}{2} \frac{1}{g_T} \ln \frac{g_T^2}{T_c}; & d = 2 \end{cases}; \quad (1e)$$

where $\zeta(x)$ is the zeta-function and the dimensionless constant A was defined below Eq. (1c). Note that the energy scale does not appear in this bosonic part of the suppression of superconducting temperature in Eq. (1e). This stems from the fact that the characteristic length scale for the bosonic mechanism is the coherence length which is much larger than the size of a single grain. The result for the two dimensional case in Eq. (1e) is written with a logarithmic accuracy, assuming that $\ln(g_T^2/T_c) \gg 1$.

The above expression for the correction to the transition temperature due to the bosonic mechanism was obtained in the lowest order in the propagator of superconducting fluctuations and holds therefore as long as the value for the critical temperature shift given by Eq. (1e) is larger than the Ginzburg region $(T)_G$

$$(T)_G = \begin{cases} \frac{1}{g_T} \frac{T_c^2}{g_T} & d = 3; \\ \frac{T_c}{g_T} & d = 2; \end{cases} \quad (2)$$

Comparing the correction to the transition temperature T_c given by Eq. (1e) with the width of the Ginzburg region, Eq. (2), one concludes that for 3d granular metals the Gaussian approximation holds if

$$T_c < g_T^2 : \quad (3)$$

In two dimensions the correction to the transition temperature in Eq. (1e) is only logarithmically larger than $(T)_G$ in Eq. (2). With the logarithmic accuracy we note that the two dimensional result (1e) holds in the same temperature interval (3) as for the three dimensional samples.

Note that inside the Ginzburg region the non-Gaussian fluctuations of the order parameter become important. Moreover, the non-perturbative contributions, in particular, the contributions from superconducting vortices should be taken into account as well. These effects destroy the superconducting long range order and lead to Berezinskii-Kosterlitz-Thouless transition in 2d system.

To summarize our results, we find that the correction to the superconducting transition temperature of granular metals comes from two different mechanisms; the dominant mechanism depends on temperature range.

(i) In the low temperature regime, $T < T_c$, the fermionic

mechanism is the main mechanism of the suppression of T_c and the correction to the transition temperature is given by Eq. (1c).

(ii) In the high temperature regime, $T > T^*$, the dominant mechanism is bosonic. At moderate temperatures, $T < T^*$, the correction to the transition temperature is obtained using the Gaussian approximation and is given by Eq. (1e), while at higher temperatures $T > T^*$ the superconducting transition temperature must be determined by considering the critical fluctuations in the effective Ginzburg-Landau functional.

III. THE MODEL

Now we turn to the quantitative description of our model and derivation of Eqs. (1a, 1c, 1e). We consider a d -dimensional array of superconducting grains in the metallic state. The motion of electrons inside the grains is diffusive and they can tunnel between grains. We assume that if the Coulomb interaction were absent, the sample would have been a good metal at $T > T_c$.

The Hamiltonian of the system of the coupled superconducting grains is:

$$\hat{H} = \hat{H}_0 + \hat{H}_c + \hat{H}_t; \quad (4a)$$

The term \hat{H}_0 in Eq. (4a) describes isolated disordered grains with an electron-phonon interaction

$$\hat{H}_0 = \sum_{i,k} \sum_{i',k'} a_{i,k}^\dagger a_{i',k'}^\dagger a_{i',k} a_{i,k} + \hat{H}_{imp}; \quad (4b)$$

where i labels the grains, $k = (k; \uparrow)$, $k = (k; \downarrow)$; 0 is the interaction constant; $a_{i,k}^\dagger$ ($a_{i,k}$) are the creation (annihilation) operators for an electron in the state k of the i -th grain, and \hat{H}_{imp} represents the elastic interaction of the electrons with impurities. The term \hat{H}_c in Eq. (4a) describes the Coulomb repulsion both inside and between the grains and is given by

$$\hat{H}_c = \frac{e^2}{2} \sum_{ij} \hat{n}_i C_{ij}^{-1} \hat{n}_j; \quad (4c)$$

where C_{ij} is the capacitance matrix and \hat{n}_i is the operator of the electron number in the i -th grain.

Eq. (4c) describes the long range part of the Coulomb interaction, which is simply the charging energy of the grains. The last term in the right hand side of Eq. (4a) is the tunneling Hamiltonian

$$\hat{H}_t = \sum_{ij,p,q} t_{ij} a_{i,p}^\dagger a_{j,q}; \quad (4d)$$

where t_{ij} is the tunneling matrix element corresponding to the points of contact of i -th and j -th grains and p, q stand for the states in the grains

In the following section we will study effects of fluctuations on the superconducting transition temperature of granular metals based on the model defined by Eqs. (4).

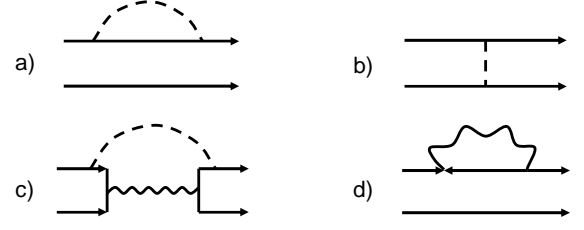


FIG. 1: Diagrams a) – c) describe the correction to the superconducting transition temperature due to Coulomb repulsion. The diagram d) describes correction to the transition temperature due to superconducting fluctuations. All diagrams are shown before averaging over the impurities. The solid lines denote the electron propagators, the dashed lines describe screened Coulomb interaction and the wavy lines describe the propagator of superconducting fluctuations.

IV. EFFECTS OF FLUCTUATIONS AND COULOMB INTERACTION ON TRANSITION TEMPERATURE

The superconducting transition temperature can be found by considering corrections to the anomalous Green function F due to fluctuations of the order parameter and Coulomb interaction in the presence of infinitesimal source of pairs.⁸ Without account of fluctuations and interaction effects, the anomalous Green function F is given by the expression¹⁶

$$F(\omega; \mu_n) = \frac{\omega}{\omega^2 + \mu_n^2}; \quad (5)$$

where $\omega = p^2/2m$; and $\mu_n = 2T(n+1/2)$ is the fermionic Matsubara frequency. The suppression of the transition temperature T_c is determined by the correction to the function $F(\omega; \mu_n)$

$$\frac{T_c}{T_c^0} = \frac{T}{T_c^0} \sum_n \int d\omega F(\omega; \mu_n); \quad (6)$$

where the function $F(\omega; \mu_n)$ represents the leading order corrections to the anomalous Green function $F(\omega; \mu_n)$ due to pair density fluctuations and Coulomb interaction. The function $F(\omega; \mu_n)$ can be found by means of two different methods which lead to identical results: (i) solving the Usadel equation with the help of perturbation theory in powers of the fluctuating order parameter and potential and further averaging over them using the Gaussian approximation⁸ or (ii) using the diagrammatic technique. For our purpose we choose the diagrammatic approach. All diagrams (before impurity averaging) which contribute to the suppression of the transition temperature in Eq. 6 are shown in Fig. 1. One can see that there exist two qualitatively different classes of diagrams. First, the diagrams a) – c) describe corrections to the transition temperature due to Coulomb repulsion and represent the so called fermionic mechanism of the

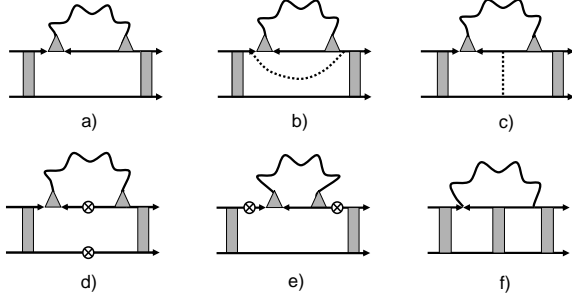


FIG. 2: Diagrams describing correction to the transition temperature due to superconducting fluctuations (bosonic mechanism). The diagrams were obtained after averaging the diagram d) in Fig. 1 over the disorder. The solid lines denote the propagator of electrons, the dotted lines describe the elastic interaction of electrons with impurities and the wavy lines describe the propagator of superconducting fluctuations. The shaded rectangle and triangle denote the Cooperon, see Eq. (7), and impurity vertex of granular metals respectively. The tunneling vertices are denoted as the circles.

suppression of superconductivity. The second type, diagram d), describes a correction to the transition temperature due to superconducting fluctuations and represents the bosonic mechanism. It may seem surprising that we classify the diagram (c) as belonging to the fermionic mechanism, since this diagram contains both Coulomb and Cooper pair propagators. The reason is that, as we will show below (see also Ref.¹⁷), there are dramatic cancellations between contributions of diagrams of the types (a,b) and (c). It is this cancellation that is responsible for the smallness of the contribution of the fermionic mechanism at high temperatures $T > T_c$. The diagrams of type (c) were not taken into account in Ref.¹⁸, where a different result for the suppression of the transition temperature was obtained.¹⁹ In what follows we consider both suppression mechanisms in details.

A. Suppression of superconductivity due to fluctuations of the order parameter: bosonic mechanism

In this section we consider the suppression of the superconducting transition temperature in granular metals due to fluctuations of the order parameter (bosonic mechanism). A set of diagrams describing the correction to the transition temperature due to superconducting fluctuations in the Gaussian approximation are shown in Figs. 2.

These diagrams contain the averaged one-particle Green functions (solid lines), the propagator of superconducting fluctuations (wavy lines), and the elastic interaction of electrons with impurities (dotted lines). In the regime under consideration all characteristic energies are much less than the Thouless energy $E_T = D/a^2$; where D and



FIG. 3: Diagrams describing self-energy corrections to the single electron propagator due to a) elastic interaction of electrons with impurities and b) electron hopping. The solid lines denote the bare propagator of electrons and the dotted line describes the elastic interaction of electrons with impurities. The tunneling vertices are described by the circles.

a are the diffusion coefficient and the size of a single grain respectively. This allows us to use the zero dimensional approximation for a single grain diffusion and Cooperon propagators. The electron hopping between the grains can be included using the diagrammatic technique developed in Refs. 5,12. The expression for the renormalized Cooperon of granular metals (shaded rectangle in Fig. 2) has the following form

$$C(\mathbf{q}; \omega) = \frac{1}{(j_n + \omega^2)^2}; \quad (7)$$

where \mathbf{q} is the quasi-momentum, j_n is the bosonic Matsubara frequency. The parameter ω_q in the right hand side of Eq. (7) appears due to the electron tunneling from grain to grain, it was defined in Eq. 1(d).

Deriving the analytical result for the diagrams in Fig. 2 it is important to take into account the fact that the single electron propagator itself gets renormalized due to electron hopping. Tunneling processes give rise to an additional term in the self-energy part of the single electron propagator, see Fig. 3

$$\frac{1}{G} = \frac{1}{G_0} + 2dg_T; \quad (8)$$

where G_0 is the unrenormalized electron mean free time. Although the second term in the right hand side of Eq. (8) is much smaller than the first one, it is important to keep it because the leading order contribution in G_0^{-1} to the correction to superconducting transition temperature cancels.

It is straightforward to check that the sum of the diagrams (a)-(f) in Fig. 2 results in the following correction to the superconducting transition temperature

$$\frac{T_c}{T_c^b} = T^2 \sum_q \sum_{\substack{n \text{ fermionic} \\ \omega_n = T(2n+1)}}^2 \sum_{\substack{n \text{ bosonic} \\ \omega_n = 2Tn}}^2 \frac{K(n; q) [2j_n j + j_n^2 + \omega_q^2]}{\omega_n^2 (j_n j + \omega_q^2)^2} \sum_{\substack{n \text{ fermionic} \\ \omega_n = T(2n+1)}}^2 \frac{K(n; q)}{\omega_n^2 (j_n j + \omega_q^2)^2} \quad (9a)$$

Here the summation is going over the quasimomentum, q and over the fermionic, $\omega_n = T(2n+1)$ and bosonic, $\omega_n = 2Tn$ Matsubara frequencies. The propagator of superconducting fluctuations, $K(n; q)$ in Eq. (9a) is given by the expression

$$K(n; q) = \ln \frac{T}{T_c} + \frac{1}{2} + \frac{j_n j + \omega_q^2}{4T} \frac{1}{2} \quad (9b)$$

where $\psi(x)$ is the digamma function.

The main contribution to the suppression of superconducting transition temperature in Eq. (9a) comes from the region of classical fluctuations and is given by the term with $\omega_n = 0$. Performing summation over the fermionic Matsubara frequency ω_n in Eq. (9a) we obtain the following result

$$\frac{T_c}{T_c^b} = \frac{14}{3} \sum_q \frac{1}{\omega_q^2} \quad (10)$$

where $\psi(x)$ is the zeta-function. Eq. (10) for the suppression of superconducting transition temperature is valid outside the Ginzburg region otherwise the Gaussian approximation which we used to derive Eq. (10) is not justified. Performing summation over the quasimomentum q in Eq. (10) we obtain the final result for the suppression of superconductivity due to the bosonic mechanism, Eq. (1e). The singularity in 2d case should be cut at momenta $q_{min}^2 = a^2 (T_c = g_T^2)$ in accordance with the expression for the Ginzburg number

$$Gi = \begin{cases} \frac{1}{g_T^2} & 2d; \\ \frac{1}{g_T^2} \frac{T_c}{g_T} & 3d; \end{cases} \quad (11)$$

The divergence of the correction to the transition temperature in 2d, Eq. (10), means that fluctuations destroy the superconducting long range order, which is to be recovered by introducing the artificial cutoff q_{min} . Then the critical temperature which we calculate should be viewed as a crossover temperature rather than the temperature of a true phase transition. However, since experimentally such a temperature marks a sharp decay of the resistivity, the notion of the transition temperature still makes a perfect sense.

It follows from Eq. (11) that for 3d granular metals the Ginzburg number is small in comparison with the right hand side of Eq. (10) and the Gaussian approximation for bosonic mechanism is justified for temperatures $T_c < g_T^2$. In 2d case the result (10) holds with the logarithmic accuracy in the same temperature interval $g_T^2 \gg T_c$.

The correction to the transition temperature, Eq. (10), can be interpreted as a contribution of the fluctuations of the superconducting order parameter. These fluctuations can be considered as a virtual creation of Cooper pairs which are bosons. That is why we call this mechanism of the suppression of the superconductivity bosonic. The correction T_c , can be rather easily obtained via the Ginzburg-Landau expansion in the order parameter (r) near the critical temperature. For the granular system the free energy functional $F[r]$ can be written as follows

$$F = \sum_i A j_i^2 + \frac{B}{2} j_i^4 + \sum_{i,j} J_{ij} j_i j_j \quad (12a)$$

where the coefficients A and B are given by

$$A = \frac{1}{2} \sum_q \frac{1}{\omega_q^2}; \quad B = \frac{7}{8} \frac{(3)}{T_c^2} \quad (12b)$$

with $\omega_q = (T - T_c) = T_c$ and $J_{ij} = J_0 = g_T = 16T_c$ being the Josephson coupling between the grains. Neglecting the quartic term in Eq. (12a) we obtain the propagator of $h_q = q i_0$ in the form

$$h_q = q i_0 = \frac{T_c}{1 + (8T_c) \omega_q^2} \quad (13)$$

The correction to the transition temperature can be found by calculating the first order in B contribution to the self energy $^{(1)}$:

$$^{(1)} = 2B \sum_q \frac{1}{1 + (8T_c) \omega_q^2} \quad (14)$$

This correction renormalizes the coefficient A and thus, the critical temperature. Putting $\omega_q = 0$ in Eq. (14) we come to the result expressed by Eq. (10).

The fermionic mechanism of the suppression of the superconductivity is more complicated and we consider it in the next section.

B. Suppression of superconductivity due to Coulomb repulsion: fermionic mechanism

In this section we consider the suppression of the superconducting transition temperature in granular metals due to combined effects of Coulomb interaction and disorder (fermionic mechanism). The correction to the critical temperature due to Coulomb interaction before

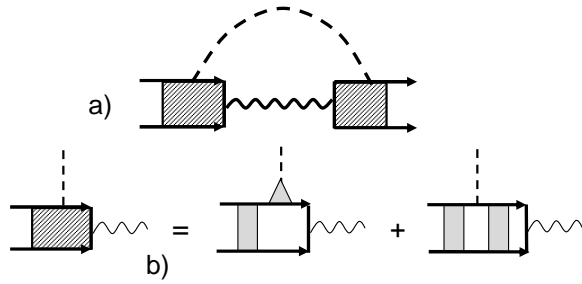


FIG. 5: Diagrams describing vertex renormalization obtained from the diagram c) in Fig. 1 after averaging over the disorder. All notations are the same as in Figs. 2 and 4.

The expression in the r.h.s. of Eq. (16a) is quite complicated; we cannot derive a simple result at any arbitrary temperature. Further on we will consider only the limiting cases $T > T_c$ and $T < T_c$ where the calculations are considerably simplified.

If the temperature T is sufficiently small, $T \ll T_c$, the summation over the Matsubara frequencies can be replaced with the integral. One can easily see that the singularities at $\omega = \omega_q$ in the second and third terms in Eq. (16a) cancel each other. Their appearance, in fact, is a pure artifact of the representation of the result in terms of the ω functions. With logarithmic accuracy one can leave only the first term in Eq. (16a); this results in

$$\frac{T_c}{T_c - T} = \frac{1}{2} \sum_q \frac{1}{\omega_q} \ln^2 \frac{\omega_q}{T}; \quad \omega_q = T; \quad (18)$$

In the 3d case one can neglect the q dependence un-

der the logarithm in Eq. (18), and the summation over quasimomentum leads to the logarithmically accurate final result (1c). In two dimensions, the main contribution in summation over quasimomentum in Eq. (18) comes from the low momenta $q \ll a^{-1}$ where the energy ω_q can be written as $\omega_q = g_F q^2 a^2$, and the granular system becomes equivalent to a homogeneously disordered one. Summation over q with the logarithmic accuracy leads to the final result (1c) for 2D case. No wonder that the result, Eq. (1c) in 2D agrees with the known result for disordered metals Refs. 8,9,10,17. Equation (1c) in the 2D case has a universal form and is expressed in terms of the tunneling conductance g_T and the effective relaxation time $(g_T)^{-1}$. For the homogeneously disordered samples the latter time should be replaced by the elastic scattering time τ .

In the opposite limit, $T \gg T_c$, the quantity ω_q can be neglected with respect to the Matsubara frequencies ω_n and the result is drastically different from the one given by Eq. (1c). The potential $V(\omega_n; q)$ in this limit takes the form $V(\omega_n; q) = \sum_j n_j \omega_q$ such that ω_q cancels in the main approximation. Summation over Matsubara frequencies then leads to the correction Eq. (1b).

One thus can see from the above that in the limit $T \gg T_c$ the fermionic mechanism of the suppression of the superconductivity is no longer efficient. This can be seen rather easily in another way using the phase approach of Ref. 6. Following these works one decouples the Coulomb interaction, Eq. (4c) by integration over a phase

$$\exp \left[\frac{e^2}{2} \sum_{ij} \int d\mathbf{r}_i \int d\mathbf{r}_j n_i(\mathbf{r}_i) C_{ij}^{-1} n_j(\mathbf{r}_j) \right] = \exp \left[\sum_i \int d\mathbf{r}_i n_i(\mathbf{r}_i) \int d\mathbf{r}_j \left(\frac{C_{ij}}{2e^2} \right) \int d\mathbf{r}_j n_j(\mathbf{r}_j) \right]; \quad (19)$$

where $n_i(\mathbf{r}) = \int d\mathbf{r}_i \delta(\mathbf{r} - \mathbf{r}_i) \psi^\dagger(\mathbf{r}_i) \psi(\mathbf{r}_i)$ is the electron number in the i -th grain and ψ are fermionic fields. With this decoupling the variable ϕ plays a role of an additional chemical potential. In the limit $T \gg T_c$ (and only in this limit) the phase ϕ can be gauged out via the replacement

$$\psi(\mathbf{r}_i) \rightarrow \psi(\mathbf{r}_i) \exp[i\phi_i(\mathbf{r}_i)]; \quad (20)$$

Substituting Eq. (20) into Eq. (4a - 4d) (or to be more precise, into the corresponding Lagrangian in the functional integral representation) we immediately see that the phase ϕ enters the tunneling term, Eq. (4d) only. However, this term is not important in the limit $T \gg T_c$ and we conclude that the long range part of the Coulomb interaction leading to charging of the grains is completely

removed. Therefore, the effect of the Coulomb interaction on the superconducting transition temperature must be small and this is seen from Eq. (1b). This conclusion matches well the fact that the upper limit in the logarithms in Eq. (1c) is just T_c and at temperatures exceeding this energy the logarithms should disappear. At low temperatures $T < T_c$ the phase description is not valid and one can have the non-trivial result, Eq. (1c). This result is of a pure quantum origin and interference effects are very important. In the limit of high temperatures $T \gg T_c$ the interference effects are suppressed and that is why the fermionic mechanism of the suppression of the superconductivity is no longer efficient.

$$(\epsilon_n) = \frac{T}{\epsilon_n + \epsilon_q} \sum_{0 < \epsilon_n < \epsilon_n} \frac{1}{\epsilon_n} + T \sum_{\epsilon_n > 0} \frac{1}{\epsilon_n} \frac{1}{\epsilon_n + \epsilon_n} \frac{1}{2\epsilon_n + \epsilon_n + \epsilon_q} : \quad (A1d)$$

Using Eq. (A1d) the resulting expression for the term $\hbar X_{2i}$ in Eq. (15) can be written as

$$\hbar X_{2i} = 8^{-2} T \sum_{q; \epsilon_n > 0}^X V(\epsilon_n; q) K(\epsilon_n; q)^2 (\epsilon_n); \quad (A2)$$

where $K(\epsilon_n; q)$ is the propagator of superconducting fluctuations defined in Eq. (9b). Expressing summations

over the fermionic frequencies in Eqs. (A1b, A1c) in terms of the digamma functions after some rearrangements of different terms in Eqs. (A1b, A1c) we obtain Eq. (16a) for the suppression of superconducting transition temperature due to fermionic mechanism.

-
- ¹ K. L. Ekinci and J. M. Valles, Jr., Phys. Rev. Lett. 82, 1518 (1999).
 - ² A. Gerber et al, Phys. Rev. Lett. 78, 4277 (1997).
 - ³ H. M. Jaeger, D. B. Haviland, A. M. Goldman, and B. G. Orr, Phys. Rev. B 34, 4920 (1986).
 - ⁴ R. W. Simon et al, Phys. Rev. B 36, 1962 (1987).
 - ⁵ I. S. Beloborodov and K. B. Efetov, Phys. Rev. Lett. 82, 3332 (1999).
 - ⁶ K. B. Efetov and A. Tschersich, Europhys. Lett. 59, 114, (2002); Phys. Rev. B 67, 174205 (2003).
 - ⁷ P. W. Anderson, J. Phys. Chem. Solid 1, 26 (1959).
 - ⁸ Yu. N. Ovchinnikov, Zh. Eksp. Teor. Fiz. 64, 719 (1973) [Sov. Phys. JETP 37, 366 (1973)].
 - ⁹ S. Maekawa and H. Fukuyama, J. Phys. Soc. Jpn. 51, 1380 (1982); S. Maekawa, H. Ebisawa and H. Fukuyama, J. Phys. Soc. Jpn. 52, 1352 (1983).
 - ¹⁰ A. M. Finkelstein, Pis'ma Zh. Eksp. Teor. Fiz. 45, 37 (1987) [Sov. Phys. JETP Lett. 45, 46 (1987)]; Physica B 197, 636 (1994).
 - ¹¹ A. I. Larkin, Ann. Phys. 8, 785 (1999).
 - ¹² I. S. Beloborodov, K. B. Efetov, A. Altland and F. W. J. Hekking, Phys. Rev. B 63, 115109 (2001).
 - ¹³ I. S. Beloborodov, K. B. Efetov, A. V. Lopatin and V. M. Vinokur, Phys. Rev. Lett. 91, 246801 (2003).
 - ¹⁴ B. L. Altshuler and A. G. Aronov, in Electron-Electron Interaction in Disordered Systems, ed. by A. L. Efros and M. Pollak, North-Holland, Amsterdam (1985).
 - ¹⁵ P. A. Lee and T. V. Ramakrishnan, Rev. Mod. Phys. 57, 287 (1985).
 - ¹⁶ A. A. Abrikosov, L. P. Gor'kov and I. E. Dzyaloshinskii, Methods of Quantum Field Theory in Statistical Physics (Prentice-Hall, Englewood Cliffs, NJ, 1963).
 - ¹⁷ A. M. Finkelstein, Electron liquid in Disordered Conductors, edited by I. M. Khalatnikov, Soviet Scientific Reviews Vol. 14 (Harwood, London, 1990).
 - ¹⁸ I. S. Beloborodov, A. V. Lopatin, and V. M. Vinokur, Phys. Rev. Lett. 92, 207002 (2004).
 - ¹⁹ We thank Igor Aleiner for pointing this out.