

Spin-Hall Effect in Two-Dimensional Electron Systems with Rashba Spin-Orbit Coupling and Disorder

L. Sheng¹, D. N. Sheng² and C. S. Ting¹

¹*Department of Physics and Texas Center for Superconductivity, University of Houston, Houston, Texas 77204*

²*Department of Physics and Astronomy, California State University, Northridge, California 91330*

Using the four-terminal Landauer-Büttiker formula and Green's function approach, we calculate numerically the spin-Hall conductance in a two-dimensional junction system with the Rashba spin-orbit (SO) coupling and disorder. We find that the spin-Hall conductance can be much greater or smaller than the universal value $e/8\pi$, depending on the magnitude of the SO coupling, the electron Fermi energy and the disorder strength. The spin-Hall conductance does not vanish with increasing system size for a wide range of disorder strength. Our numerical calculation reveals that the SO coupling induces electron delocalization regardless of its magnitude, and nonvanishing spin-Hall effect appears mainly in the metallic regime.

PACS numbers: 72.10.-d, 72.15.Gd, 71.70.Ej, 72.15.Rn

The emerging field of spintronics,[1, 2] which is aimed at exquisite control over the transport of electron spins in solid-state systems, has attracted much recent interest. One central issue in the field is how to effectively generate spin-polarized currents in the conventional paramagnetic semiconductors. In the past several years, many works [1, 2, 3, 4, 5] have been devoted to the study of injection of spin-polarized charge flows into the nonmagnetic semiconductors from ferromagnetic metals. Recent discovery of intrinsic spin-Hall effect in *p*-doped semiconductors by Murakami *et al.* [6] and in Rashba spin-orbit (SO) coupled two-dimensional electron system (2DES) by Sinova *et al.* [7] may possibly lead to a new solution to the issue. For the Rashba SO coupling model, the Rashba spinors tilt out of the *x-y* plane in response to the external electric field, giving rise to a nonvanishing spin-Hall current [7]. The spin-Hall conductivity is predicted to have a universal value $e/8\pi$ in a clean 2DES, being insensitive to the SO coupling strength and electron Fermi energy [6, 7].

While the spin-Hall effect has generated much interest in the research community, [8, 9, 10, 11, 12, 13, 14, 15, 16, 17, 18] theoretical works remain highly controversial regarding its fate in the presence of disorder. Within a semiclassical treatment of disorder scattering, Burkov *et al.* [10] and Schliemann and Loss [11] showed that spin-Hall effect only survives at weak disorder, while Dimitrova [13] obtained the universal value independent of the relation between the SO splitting and the impurity scattering rate. On the other hand, Inoue *et al.* [14] pointed out that the spin-Hall effect vanishes even for weak disorder taking into account the vertex corrections. Mishchenko *et al.* [16] further showed that the dc spin-Hall current vanishes in an impure bulk sample, but may exist near the boundary of a finite system.

Only a couple numerical works have been devoted to the spin-Hall effect. Nomura *et al.* [17] evaluated the

Kubo formula for the spin-Hall conductivity by calculating the single-particle eigenstates in momentum space with finite momentum cutoff, and found that the spin-Hall effect does not decrease with system size at rather weak disorder. Xiong and Xie [18] performed a numerical investigation using a tight-binding model at the band center $E = 0$, and showed that the spin-Hall conductance (SHC) decreases rapidly as the system size increases. Their calculation indicates that all the electron states are localized, contrary to the general belief of electron delocalization in a SO coupled 2DES [19, 20, 21]. Therefore, further investigations of disorder effect in the SO coupled 2DES are highly desirable to address these issues.

In this Letter, the SHC in a 2DES junction with the Rashba SO coupling is studied by using the four-terminal Landauer-Büttiker formula with the aid of the Green's functions. We find that the SHC does not take the universal value, and it depends critically on the magnitude of the SO coupling, the electron Fermi energy, and the disorder strength. For a wide range disorder strength, we show that the SHC does not decrease with system size and extrapolates to nonzero values in the limit of large system. The numerical calculation of electron localization length is based upon the transfer matrix method. Our results reveal that the Rashba SO coupling can indeed induce a metallic phase, and the spin-Hall effect is mainly confined in the metallic regime. The origin of the nonuniversal SHC in the 2DES junction is also discussed.

Let us consider a two-dimensional junction consisted of an impure square conductor of side L connected with four ideal leads, as illustrated in the inset of Fig. 1. The leads are connected to four electron reservoirs at chemical potentials μ_0 , μ_1 , μ_2 and μ_3 . The Hamiltonian for the system in the tight-binding representation can be written as [18, 21]

$$H = -t \sum_{\langle ij \rangle \sigma} c_{i,\sigma}^\dagger c_{j,\sigma} + \sum_{i\sigma} \varepsilon_i c_{i\sigma}^\dagger c_{i\sigma}$$

$$\begin{aligned}
& + V_{\text{SO}} \sum_i \left[\left(c_{i,\uparrow}^\dagger c_{i+\delta_x,\downarrow} - c_{i,\downarrow}^\dagger c_{i+\delta_x,\uparrow} \right) \right. \\
& \left. - i \left(c_{i,\uparrow}^\dagger c_{i+\delta_y,\downarrow} + c_{i,\downarrow}^\dagger c_{i+\delta_y,\uparrow} \right) + \text{H.c.} \right]. \quad (1)
\end{aligned}$$

Here, V_{SO} is the SO coupling strength, and ε_i , which is randomly distributed between $[-W/2, W/2]$, accounts for nonmagnetic disorder in the conductor. The lattice constant is taken to be unity, and δ_x and δ_y are unit vectors along the x and y directions. In the vertical leads 2 and 3, V_{SO} is assumed to be zero in order to avoid spin-flip effect, so that a probability-conserved spin current can be detected in the leads.

The electrical current outgoing through lead l can be generally calculated from the Landauer-Büttiker formula [22] $I_l = (e^2/h) \sum_{l' \neq l} T_{l,l'} (U_{l'} - U_l)$, where $U_l = \mu_l/(-e)$ and $T_{l,l'}$ is the total electron transmission coefficient from lead l' to lead l . A number of symmetry relations for the transmission coefficients result from the time-reversal and inversion invariance of the system after average of disorder configurations, use of which will be implied. We consider that a current I is fed into lead 0 and taken out from lead 1 such that $I_1 = -I_0 = I$. Since in the present system the off-diagonal conductance G_{xy} vanishes by symmetry, $U_0 - U_1$ must equal to the longitudinal voltage drop caused by the current flow I . In the vertical leads 2 and 3, where $V_{\text{SO}} = 0$, the electrical currents are separable for the two spin subbands $I_l = I_{l\uparrow} + I_{l\downarrow}$ with \uparrow and \downarrow for spins parallel and antiparallel to the z -axis. The spin current is thus given by $I_{sH}^{(l)} = (\hbar/2e)(I_{l\uparrow} - I_{l\downarrow})$. It is straightforward to obtain for the transverse spin current $I_{sH}^{(3)} = -I_{sH}^{(2)} = G_{sH}(U_0 - U_1)$, being irrelevant to the transverse voltage drop $U_2 - U_3$. Therefore, the proportional coefficient

$$G_{sH} = \frac{e}{4\pi} (T_{3\uparrow,0} - T_{3\downarrow,0}), \quad (2)$$

is the SHC (equivalent to the spin-Hall conductivity in a 2DES), where $T_{3\sigma,0}$ is the electron transmission coefficient from lead 0 to spin- σ subband in lead 3. Equation (2) can be calculated in terms of the nonequilibrium Green's functions [23, 24, 25] $G_{sH} = (e/4\pi) \text{Tr}(\Gamma_0 G^r \Gamma_3 \eta G^a)$. Here, $\eta = 1$ and -1 in the spin- \uparrow and spin- \downarrow subspaces, respectively, and $\Gamma_l = i[\Sigma_l - (\Sigma_l)^\dagger]$ with Σ_l the retarded electron self-energy in the conductor due to electron hopping coupling with lead l . The retarded Green's function G^r is given by

$$G^r = \frac{1}{E - H_C - \sum_{l=0}^3 (\Sigma_l)}, \quad (3)$$

and $G^a = (G^r)^\dagger$, where E stands for the electron Fermi energy, and H_C is the Hamiltonian of the conductor when it is isolated from the leads. The self-energies can be first computed by matching up boundary conditions for the Green's function at the interfaces by using the transfer matrices of the leads [26]. The Green's function Eq. (3)

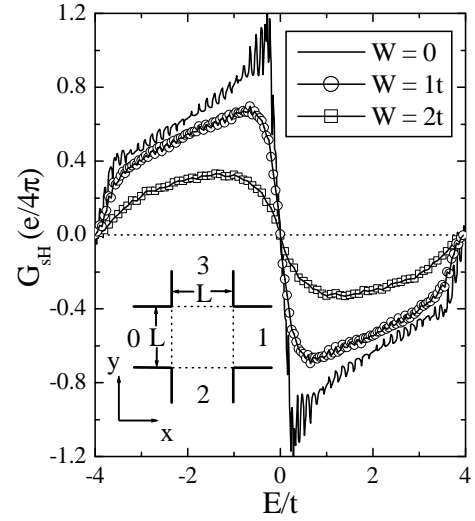


FIG. 1: Spin-Hall conductance G_{sH} for some disorder strengths as a function of electron Fermi energy E . Here, the system size $L = 40$ and the spin-orbit coupling $V_{\text{SO}} = 0.5t$. Inset is a schematic view of the four-terminal junction.

is then obtained through matrix inversion. In our calculations, G_{sH} is always averaged over up to 5000 disorder realizations, whenever $W \neq 0$.

In Fig. 1, the SHC G_{sH} is plotted as a function of the electron Fermi energy E at fixed size $L = 40$ for several disorder strengths. The SHC is always an odd function of electron Fermi energy E , and vanishes at the band center $E = 0$. The antisymmetric energy dependence of the SHC is similar to that of the Hall conductance in a tight-binding model [27]. For $E < 0$ and $E > 0$ the carriers are effectively electron-like and hole-like, respectively, and so make opposite contributions to the SHC. Our result is very different from that of Ref. [18], where the authors obtained nonzero and size-dependent SHC at $E = 0$, violating the electron-hole symmetry at the band center. With increasing E from the band bottom $E = -4t$, except for a small oscillation due to the discrete energy levels in the finite-size conductor, G_{sH} increases continuously until E is very close to the band center $E = 0$. It is easy to see from Fig. 1 that at weak disorder $W \lesssim t$ the calculated G_{sH} may be greater than the universal value, namely, 0.5 in our unit $e/4\pi$.

In order to determine the behavior of the spin-Hall effect in large systems, we calculate the SHC as a function of the system size from $L = 10$ up to 100 for different strengths of disorder, as shown in Fig. 2. For weak disorder $W \lesssim 3t$, the SHC first increases with increasing system size, and then tends to saturate. In particular, for $W \lesssim t$, we see that the SHC can be considerably greater than the universal value $e/8\pi$, when the system becomes large. For a stronger disorder $3t \lesssim W \lesssim 5t$, the SHC is roughly independent of the system size, and extrapolates to a finite value in the large-size limit. There-

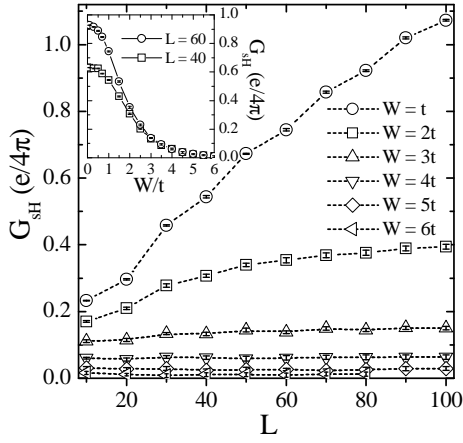


FIG. 2: Spin-Hall conductance as a function of system size L for different disorder strengths at $E = -2t$ and $V_{\text{SO}} = 0.5t$. Error bars due to statistical fluctuations, being smaller than the symbol size, are drawn inside the open symbols. Inset: spin-Hall conductance as a function of disorder strength at given system sizes $L = 40$ and 60 .

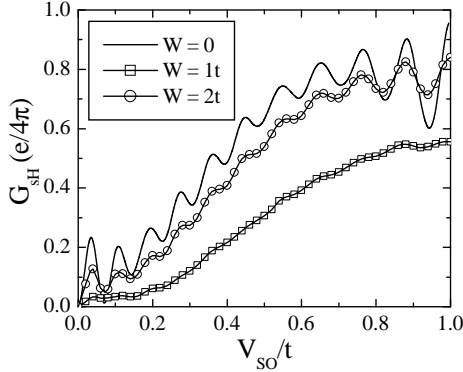


FIG. 3: Spin-Hall conductance as a function of spin-orbit coupling strength for some disorder strengths. Here, the system size $L = 40$ and the electron Fermi energy $E = -2t$.

fore, it is evident that the SHC will not vanish in large systems in the presence of moderately strong disorder $W \lesssim 5t$. With further increase of W , the SHC becomes vanishingly small at $W \gtrsim 6t$, as seen more clearly from the inset of Fig. 2, indicating that very strong disorder scattering would eventually destroy the spin-Hall effect.

We further examine the dependence of the SHC G_{SH} on the strength of the SO coupling. As shown in Fig. 3, overall, the SHC increases with increasing V_{SO} in the range $0 \leq V_{\text{SO}} \leq t$. For $W = 0$ or weak disorder, the SHC displays an interesting oscillation effect with a period much greater than the average level spacing. The oscillation is likely a spin precessional effect similar to spin echo. Experimentally, V_{SO} can be varied over a wide range by tuning a gate voltage [28, 29], and so this oscillation effect may possibly be observed directly.

Electron delocalization is a crucial issue for under-

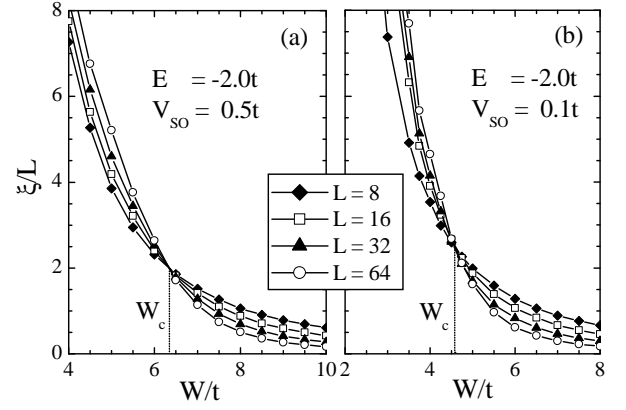


FIG. 4: Normalized localization length as a function of disorder strength calculated on long bars of length 5×10^5 and widths $L = 8, 16, 32$ and 64 .

standing electron transport properties in the 2DES, and has already been studied experimentally by use of magnetoresistance measurements [29]. For this reason, we investigate numerically whether the Rashba SO coupling can induce a universal electron delocalization in the presence of disorder. According to the well-established transfer matrix approach, [30, 31] we calculate the electron localization length ξ on a bar of essentially infinite length (5×10^5) and finite width L . In Fig. 4a, the normalized localization length ξ/L is plotted as a function of disorder strength for $V_{\text{SO}} = 0.5t$ and $L = 8, 16, 32$ and 64 . At weak disorder, ξ/L increases with L , indicating that the localization length ξ will diverge as $L \rightarrow \infty$, corresponding to an electron delocalized metallic phase. With the increase of W , ξ/L goes down and all the curves cross at a point (fixed point) $W = W_c \simeq 6.3t$, where ξ/L becomes independent of bar width L . For $W > W_c$, ξ/L decreases with L , indicating that ξ will converge to finite values as $L \rightarrow \infty$, corresponding to an electron localized insulator phase. Thus the fixed point $W = W_c$ is the critical disorder strength for the metal-insulator transition. Our result is consistent with the earlier calculation by Ando [21], where a metallic phase was established at the band center $E = 0$ for a strong Rashba SO coupling. Our result is qualitatively different from that of Ref. [18], where the metal-insulator transition was not observed. Here, we also study weak SO coupling. In Fig. 4b, we plot the result for a SO coupling strength much smaller than the electron hopping integral, i.e., $V_{\text{SO}} = 0.1t$, and similar phase transition is also revealed at $W_c \simeq 4.6t$. In general, we have performed calculations in the whole range from strong to weak SO coupling (details will be presented elsewhere), and found that electron delocalization occurs for any nonzero SO coupling strength. As V_{SO} reduces, the critical W_c decreases, and the size-independent critical ξ/L increases (so does the critical longitudinal conductance G_{xx} [30, 31]). In the limit $V_{\text{SO}} \rightarrow 0$, we

have $W_c \rightarrow 0$ and all electron states become localized, recovering the known regime of the two-dimensional Anderson model for electron localization [30]. The fact that the critical ξ/L changes with V_{so} indicates that the SO coupled 2DES belongs to the universality class of two-parameter scaling [32]. Comparing $W_c = 6.3t$ calculated in Fig. 4a for $V_{so} = 0.5t$ and $E = -2t$ with the SHC shown in Fig. 2 for the same parameters, we see that nonvanishing spin-Hall effect exists mainly in the metallic regime.

Our numerical study addresses the spin-Hall effect in a finite-size junction system with leads. The SHC shown in Figs. 1-3 depends critically on the SO coupling, the electron Fermi energy and the disorder strength. Its magnitude can be much greater or smaller than the universal value $e/8\pi$, which is derived for clean infinite-size systems without boundary [6, 7]. This nonuniversal behavior can mainly be attributed to the formation of edge spin current in our finite-size system. Based upon a slowly-varying approximation, Mishchenko *et al.* [16] proposed that, in a finite-size system, (edge) spin current can be generated in the vicinity of the system boundary within a distance l_s about the spin diffusion length, even though the spin current in the bulk might be destroyed by weak disorder. The picture implies that the SHC coming from edge spin current will saturate as the system size exceeds l_s . Besides, for not too weak disorder, l_s is roughly equal to the electron mean free path [16], and decreases with increasing disorder. As a result, the size at which the SHC saturates also decreases. Our result in Fig. 2 is in good agreement with this qualitative trend. Since electron spin is not a conserved quantity in the SO coupled 2DES, the edge spin current can be created or annihilated locally near the system boundary. As a consequence, the edge spin current is not inherently related to the spin current in the bulk, being essentially different from the edge current in a Hall system. The properties of the edge spin current in a finite 2DES are currently under investigation and the results will be reported elsewhere.

In summary, using the Landauer-Büttiker formula together with the Green's function approach, we have demonstrated that the spin-Hall conductance does not take the universal value $e/8\pi$ in a four-terminal junction system, and does not vanish in the large-size limit for rather strong disorder. Any nonzero spin-orbit coupling induces electron delocalization for disorder strength smaller than a critical value W_c . The spin-Hall effect exists only in the metallic regime of the 2DES.

The authors would like to thank A. H. MacDonald and Q. Niu for stimulating discussions. This work is supported by ACS-PRF 41752-AC10, Research Corporation Award CC5643, the NSF grant/DMR-0307170 (DNS), and also by a grant from the Robert A. Welch Foundation (CST). DNS wishes to thank the Aspen Center for Physics and Kavli Institute for Theoretical Physics for hospitality and support (through PHY99-07949 from

KITP), where part of this work was done.

-
- [1] S. A. Wolf *et al.*, Science **294**, 1488 (2001).
 - [2] D. D. Awschalom, D. Loss, and N. Samarth, *Semiconductor Spintronics and Quantum Computation* (Springer-Verlag, Berlin, 2002).
 - [3] R. Fiederling *et al.*, Nature **402**, 787 (1999); G. Schmidt, and L. W. Molenkamp, Semi. Si. Tech. **17**, 310 (2002).
 - [4] H. Ohno, Science **281**, 951 (1998); 4313 (1998).
 - [5] B. T. Jonker, Proc. IEEE **91**, 727 (2003).
 - [6] S. Murakami, N. Nagaosa, and S. C. Zhang, Science **301**, 1348 (2003).
 - [7] J. Sinova *et al.*, Phys. Rev. Lett. **92**, 126603 (2004).
 - [8] T. P. Pareek, Phys. Rev. Lett. **92**, 076601 (2004).
 - [9] J. Hu, B. A. Bernevig and C. Wu, cond-mat/0310093; S.-Q. Shen, cond-mat/0310368.
 - [10] A. A. Burkov, A. S. Nunez and A. H. MacDonald, cond-mat/0311328.
 - [11] J. Schliemann and D. Loss, Phys. Rev. B **69**, 165315 (2004).
 - [12] E. I. Rashba, cond-mat/0311110; cond-mat/0404723.
 - [13] O. V. Dimitrova, cond-mat/0405339.
 - [14] J. I. Inoue, G. E. W. Bauer, and L. W. Molenkamp, cond-mat/0402442.
 - [15] S. Murakami, N. Nagaosa, and S. C. Zhang, cond-mat/0406001.
 - [16] E. G. Mishchenko, A. V. Shytov, and B. I. Halperin, cond-mat/040673.
 - [17] K. Nomura *et al.*, cond-mat/0407279.
 - [18] Y. Xiong and X. C. Xie, cond-mat/0403083.
 - [19] S. Hikami, A. I. Larkin, and Y. Nagaoka, Prog. Theor. Phys. **63**, 707 (1980); F. Wegner, Nucl. Phys. B **316**, 663(1989).
 - [20] D. N. Sheng and Z. Y. Weng, Phys. Rev. B **54**, R11070 (1996).
 - [21] T. Ando, Phys. Rev. B **40**, 5325 (1989).
 - [22] M. Büttiker, Phys. Rev. Lett., **57**, 1761(1986).
 - [23] R. Landauer, Philos. Mag. **21**, 863 (1970).
 - [24] S. Datta, *Electronic Transport in Mesoscopic Systems* (Cambridge University Press, Cambridge, 1995).
 - [25] Y. Meir and N. S. Wingreen, Phys. Rev. Lett. **68**, 2512(1992).
 - [26] F. G. Moliner and V. R. Velasco, Phys. Rep. **200**, 83 (1991); J. Appelbaum and D. Hamann, Phys. Rev. B **6**, 2166 (1972); K. Wood and J. B. Pendry, Phys. Rev. Lett. **31**, 1400 (1973); J. Zhang, Q. W. Shi, and J. Yang, J. Chem. Phys. **120**, 7733(2004).
 - [27] D. N. Sheng and Z. Y. Weng, Phys. Rev. Lett. **78**, 318(1997).
 - [28] J. Nitta, T. Akazaki, H. Takayanagi, and T. Enoki, Phys. Rev. Lett. **78**, 1335 (2003).
 - [29] D. M. Zumbühl *et al.*, Phys. Rev. Lett. **89**, 276803 (2002); J. B. Miller *et al.*, Phys. Rev. Lett. **90**, 76807(2003).
 - [30] A. MacKinnon and B. Kramer, Phys. Rev. Lett. **47**, 1546 (1981); Z. Phys. B **53**, 1 (1983).
 - [31] L. Sheng, D. Y. Xing, D. N. Sheng and C. S. Ting, Phys. Rev. B **56**, R7053 (1997); Phys. Rev. Lett. **79**, 1710 (1997).
 - [32] D. N. Sheng and Z. Y. Weng, Phys. Rev. Lett. **80**, 580

- (1998).
[33] T. Koga, J. Nitta, T. Akazaki, and H. Takayanagi, Phys. Rev. Lett. **89**, 046801 (2002).