

# Mesoscopic Spin Hall Effect in Multiprobe Ballistic Spin-Orbit Coupled Semiconductor Bridges

Branislav K. Nikolić, Liviu P. Zârbo, and Satofumi Souma

Department of Physics and Astronomy, University of Delaware, Newark, DE 19716-2570, USA

We predict that conventional unpolarized charge current driven through the longitudinal leads attached to *ballistic* quantum-coherent two-dimensional electron gas (2DEG) in semiconductor heterostructure will induce a *pure* spin current flowing through the transverse voltage probes. Its magnitude can be tuned by the Rashba SO interaction and, moreover, it is resilient to weak disorder within the metallic diffusive regime. While polarization vector of the spin transported through the transverse leads is not orthogonal to the plane of 2DEG, only two components of the transverse spin current are shown to be a *signature* of the spin Hall effect in mesoscopic four-probe nanostructures.

PACS numbers: 72.25.Dc, 73.23.-b, 85.75.Nn

**Introduction.**—Current efforts in spintronics are to a large extent directed toward gaining control of electron spin in ubiquitous semiconductor structures and exploiting it as a carrier of classical or quantum information [1]. Although the study of spin dynamics in semiconductor is an old subject [2, 3], *semiconductor spintronics* has reignited interest in the role of SO couplings in condensed matter systems. While they originate from relativistic effects, SO interactions for itinerant electrons in semiconductor nanostructures can be much stronger than in vacuum. Therefore, they are envisaged to be a tool for *all-electrical* spin current generation and manipulation [4, 5].

Recent theoretically unearthed *intrinsic* spin Hall effect in hole doped [6] (such as bulk *p*-GaAs or *p*-Ge), or electron doped [7] (such as 2DEG in *n*-type heterostructures with broken inversion symmetry) semiconductors suggests that *pure* (i.e., not accompanied by any net dissipative charge current) transverse spin current could be generated in these systems due to standard (unpolarized) charge current flowing in the longitudinal direction. The correlation between spin orientation and carrier velocity, induced in this effect in the presence of an external electric field, requires some type of SO coupling that leads to spin-splitting of the Bloch band energies [6]. On the other hand, it has been known for a long time [3, 8] that transparent mechanism of SO dependent scattering off impurities deflects spin- $\uparrow$  (spin- $\downarrow$ ) electrons to the right (left), thereby generating the *extrinsic* spin Hall effect where pure spin current flows perpendicular to the electric field driving the charge current. However, the pure intrinsic spin Hall current is predicted to be several order of magnitude larger than in the extrinsic one.

While theoretical predictions of the intrinsic spin Hall current properties are based on semiclassical analysis of *infinite* homogeneous (clean [6, 7] or disordered [9]) semiconductor systems, guiding experimental detection of such effect requires a quantitative prediction for the spin current flowing through the leads attached to a finite-size sample, as exemplified by the bridge in Fig. 1. This is analogous to profound developments in our under-

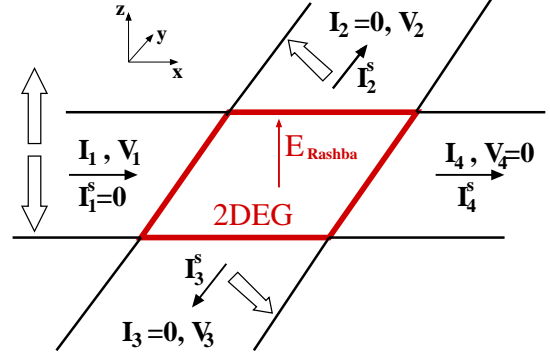


FIG. 1: The four-probe mesoscopic bridge for the detection of pure spin Hall currents. The central region is 2DEG where electrons are confined within a semiconductor heterostructure by an electric field along the  $z$ -axis that induces the Rashba SO coupling. The four attached leads (semi-infinite in theoretical treatment) are clean, non-magnetic, and without any SO coupling. The unpolarized ( $I_1^s = 0$ ) charge current ( $I_1 \neq 0$ ) through longitudinal leads induces spin Hall current in the transverse leads which act as voltage probes  $V_2 = V_3 \neq 0$ ,  $I_2 = I_3 = 0$ . In general, the polarization vector of the spin transported by pure ( $I_2 = I_2^\uparrow + I_2^\downarrow = 0$ ) spin current  $I_2^s = \frac{\hbar}{2e}(I_2^\uparrow - I_2^\downarrow)$  will not be orthogonal to the 2DEG.

standing of quantum Hall effect ensuing from the comparison of macroscopic charge transport in bulk samples with mesoscopic transport through chiral edge states of multi-terminal bridges employed in experiments [10]. For example, within a finite-width strip no charge or spin current can flow across its boundaries. Therefore, non-equilibrium spin accumulation will appear near the transverse edges to generate compensating current in the direction opposite to spin Hall current [11]. Thus, when transverse leads are attached at the boundaries of the wire in Fig. 1, pure ( $I_2^\uparrow + I_2^\downarrow = 0$ ) spin current  $I_2^s = \frac{\hbar}{2e}(I_2^\uparrow - I_2^\downarrow)$  will emerge in the probe 2 of the bridge.

In this letter, we predict that *mesoscopic* spin Hall current  $I_2^s$  in Fig. 1, where central region is *quantum-coherent* finite-size ballistic 2DEG with Rashba SO coupling [2], can be induced by injecting unpolarized charge

current through the longitudinal leads. Its magnitude will strongly depend on the strength of the SO coupling, arising from the electric field along the  $z$ -axis (which can be tuned by the gate electrode [5]) that confines electrons within the  $xy$ -plane of quantum well in semiconductor heterostructure. The spin current  $I_2^s$  is also affected by the system size and electron concentration. Moreover, the transported spin will acquire non-zero expectation values along the  $x$ - and  $y$ -direction, in addition to purely  $z$ -axis polarized spin flowing in macroscopic spin Hall effect [6, 7]. Figure 2 summarizes our principal findings by plotting the spin Hall conductance defined as

$$G_{sH} = \frac{\hbar}{2e} \frac{I_2^\uparrow - I_2^\downarrow}{V_1 - V_4}. \quad (1)$$

When disorder is introduced into 2DEG, we evaluate *exact*  $G_{sH}$  for non-interacting quasiparticle transport from the quasiballistic to the localized regime, thereby showing in Fig. 3 that spin Hall effect originating in ballistic limit will survive the impediments posed by weak disorder.

These features of mesoscopic spin Hall effect can be contrasted with its macroscopic counterpart where electric field  $E_x$  driving the charge current along the  $x$ -axis through an infinite Rashba spin-split 2DEG [7], or 3D  $p$ -type semiconductor described by the Luttinger effective Hamiltonian for heavy and light holes [6, 9], induces a pure spin current  $j_y^z \neq 0$  in the  $y$ -direction carrying spins polarized solely along the  $z$ -axis. The magnitude of the intrinsic spin Hall effect is captured by the spin Hall conductivity  $\sigma_{sH} = j_y^z/E_x$ . Surprisingly enough, this quantity for ballistic 2DEG [7, 9] is predicted to acquire a ‘universal’ value  $\sigma_{sH} = e/8\pi$  that is apparently independent of the Rashba SO interaction. Furthermore, recent theoretical scrutiny has argued that  $j_y^z \rightarrow 0$  in fact vanishes in the bulk of both ballistic [12] and disordered [13, 14] 2DEG, while  $j_y^z \neq 0$  might survive only within a spin relaxation length  $L_s$  wide region around the lead-2DEG interface in the two-probe geometry [14].

*Scattering approach to multiprobe spin quantum transport.*—The mesoscopic experiments on quantum Hall bridges in the early 1980s posed a challenge for theoretical interpretation of multi-terminal transport measurements [10]. By viewing the current and voltage probes on equal footing, Büttiker has provided an elegant multiprobe formula [15],  $I_p = \sum_q G_{pq}(V_p - V_q)$ , which relates current in probe  $p$  to voltages  $V_q$  in all probes attached to the sample via conductance coefficients  $G_{pq}$ . To study the spin-resolved charge currents  $I_p^\alpha$  ( $\alpha = \uparrow, \downarrow$ ) of individual spin species  $\uparrow, \downarrow$  we imagine that each non-magnetic lead in Fig. 1 consists of the two leads allowing only one spin species to propagate. Upon replacement  $I_p \rightarrow I_p^\alpha$  and  $G_{pq} \rightarrow G_{pq}^{\alpha\alpha'}$ , this viewpoint allows us to extract the multiprobe formulas for spin resolved charge currents  $I_p^\alpha$  [16, 17], thereby obtaining the linear response relation for spin current  $I_p^s = \frac{\hbar}{2e}(I_p^\uparrow - I_p^\downarrow)$  flowing through

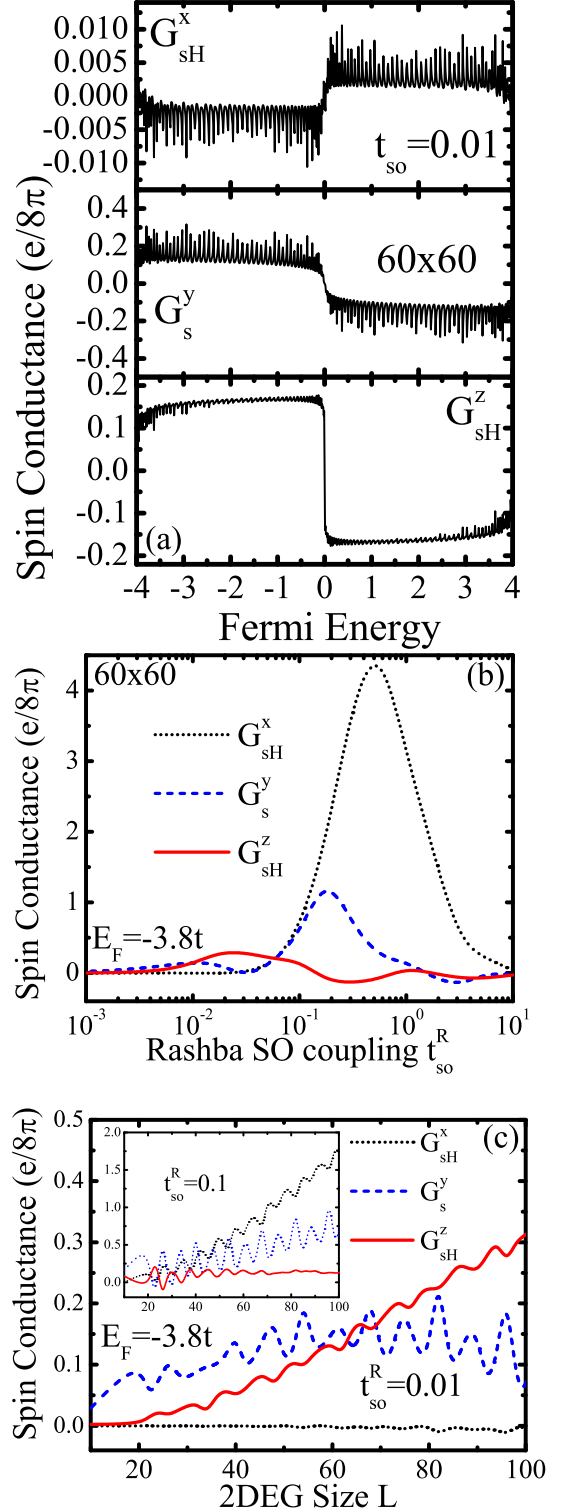


FIG. 2: The dependence of spin Hall  $G_{sH}^z$ ,  $G_{sH}^x$  and spin  $G_{sH}^y$  conductances in ballistic four-probe bridges (Fig. 1) on: (a) Fermi energy [ $L = 60$ ,  $t_{so}^R = 0.01t$ ]; (b) strength of the Rashba SO coupling [ $L = 60$ ,  $E_F = -3.8t$ ]; and (c) system size [ $E_F = -3.8t$ ,  $t_{so}^R = 0.01t$ ; in the inset  $E_F = -3.8t$ ,  $t_{so}^R = 0.1t$ ].

the lead  $p$

$$I_p^s = \frac{\hbar}{2e} \sum_q [(G_{qp}^{\uparrow\uparrow} + G_{qp}^{\downarrow\uparrow} - G_{qp}^{\uparrow\downarrow} - G_{qp}^{\downarrow\downarrow})V_p - (G_{pq}^{\uparrow\uparrow} + G_{pq}^{\uparrow\downarrow} - G_{pq}^{\downarrow\uparrow} - G_{pq}^{\downarrow\downarrow})V_q]. \quad (2)$$

Since the total charge current  $I_p = I_p^\uparrow + I_p^\downarrow$  depends only on the voltage difference between the leads in Fig. 1, we set one of them to zero (e.g.,  $V_4 = 0$ ). By inverting the multiprobe equations for charge transport to get the voltages, one obtains ratios  $V_2/V_1$  and  $V_3/V_1$ , where  $V_2/V_1 = V_3/V_1 = 0.5$  in *ballistic* bridges due to the symmetry of the four-probe geometry combined with a property  $G_{pq} = G_{qp}$  which conductance coefficients satisfy in the absence of magnetic field [15]. Finally, by solving Eqs. (2) for  $I_2^s$  we obtain a general explicit expression for the spin Hall conductance defined by Eq. (1)

$$G_{sH} = \frac{\hbar}{2e} \left[ (G_{12}^{\text{out}} + G_{32}^{\text{out}} + G_{42}^{\text{out}}) \frac{V_2}{V_1} - G_{23}^{\text{in}} \frac{V_3}{V_1} - G_{21}^{\text{in}} \right]. \quad (3)$$

Here we simplify the notation by using the following labels:  $G_{pq}^{\text{in}} = G_{pq}^{\uparrow\uparrow} + G_{pq}^{\downarrow\downarrow} - G_{pq}^{\downarrow\uparrow} - G_{pq}^{\uparrow\downarrow}$  and  $G_{pq}^{\text{out}} = G_{pq}^{\uparrow\uparrow} + G_{pq}^{\downarrow\downarrow} - G_{pq}^{\uparrow\downarrow} - G_{pq}^{\downarrow\uparrow}$  (the usual charge conductance coefficients [15, 16, 18] are  $G_{pq} = G_{pq}^{\uparrow\uparrow} + G_{pq}^{\downarrow\downarrow} + G_{pq}^{\uparrow\downarrow} + G_{pq}^{\downarrow\uparrow}$ ).

At zero temperature, spin-resolved conductance coefficients  $G_{pq}^{\alpha\alpha'} = \frac{e^2}{h} \sum_{ij} |\mathbf{t}_{ij,\alpha\alpha'}^{pq}|^2$  are proportional to the probability that spin- $\alpha'$  electron incident in lead  $q$  will be transmitted to lead  $p$  as spin- $\alpha$  electron. The quantum-mechanical probability amplitude for this processes is given by the matrix elements of the Landauer transmission matrix  $\mathbf{t}^{pq}$ . In our bridge  $G_{pq}^{\alpha\alpha'} = G_{qp}^{-\alpha'-\alpha}$  since SO couplings do not break time-reversal invariance [16, 17].

For single particle propagation through a finite-size sample of arbitrary shape, the transmission matrices  $\mathbf{t}^{pq} = \sqrt{-\text{Im} \hat{\Sigma}_p^r} \otimes \hat{I}_s \cdot \hat{G}_{pq}^r \cdot \sqrt{-\text{Im} \hat{\Sigma}_q^r} \otimes \hat{I}_s$  between different leads can be evaluated in a *numerically exact* fashion using the real-spin-space Green functions [18]. This requires to compute a single object—the retarded Green function  $\hat{G}^r = [E\hat{I}_o \otimes \hat{I}_s - \hat{H} - \sum_{p=1}^4 \hat{\Sigma}_p^r \otimes \hat{I}_s]^{-1}$  ( $\hat{\Sigma}_p^r$  are the retarded self-energies introduced by the lead-2DEG “interaction” [15, 18] and  $\hat{I}_o$ ,  $\hat{I}_s$  are the unit operators in the orbital and spin Hilbert spaces, respectively)—which contains complete information about the spin-charge dynamics in the mesoscopic bridge. We represent the Rashba Hamiltonian [2] modeling the 2DEG region in Fig. 1 as

$$\hat{H} = \sum_{\mathbf{m}} \varepsilon_{\mathbf{m}} |\mathbf{m}\rangle \langle \mathbf{m}| \otimes \hat{I}_s - t \sum_{\langle \mathbf{m}, \mathbf{m}' \rangle} |\mathbf{m}\rangle \langle \mathbf{m}'| \otimes \hat{I}_s + \frac{\alpha \hbar}{2a^2 t} (\hat{v}_y \otimes \hat{\sigma}_x - \hat{v}_x \otimes \hat{\sigma}_y), \quad (4)$$

in a local orbital basis defined on the  $L \times L$  lattice. The hopping parameter  $t = \hbar^2/(2m^*a^2)$  yields an effective

mass in the continuum limit (and also sets the unit of energy). A direct correspondence between the continuous effective Rashba Hamiltonian with parabolic energy dispersion and its lattice version Eq. (4) with tight-binding dispersion is established by selecting  $E_F$  close to the bottom of the band. Here  $\otimes$  stand for the tensor product of operators. Since velocity operator in the tight-binding representation is  $\langle \mathbf{m} | \hat{v}_x | \mathbf{m}' \rangle = \frac{i}{\hbar} t (m_x - m'_x)$ , the energy scale of the Rashba SO term in Eq. (4) is set by the “SO hopping parameter”  $t_{\text{so}}^R = \alpha/2a$ . For perfectly clean 2DEG the on-site potential energy is  $\varepsilon_{\mathbf{m}} = 0$ , while disorder will be simulated using standard random variable  $\varepsilon_{\mathbf{m}} \in [-W/2, W/2]$  that models short-range isotropic scattering off spin-independent impurities.

*Spin Hall current in ballistic 4-probe bridges.*—In general, the spin Hall conductance  $G_{sH}(E_F, t_{\text{so}}^R, L, W)$  is determined by the Fermi energy  $E_F$ , system size  $L$ , SO coupling  $t_{\text{so}}^R$ , and disorder strength  $W$ . Moreover, it can be expected that detection of spin transported through the transverse leads will yield its expectation values to be non-zero for all three axes. To investigate this possibility we introduce three different spin conductances  $G_{sH}^x$ ,  $G_{sH}^y$ ,  $G_{sH}^z$ , where spin quantization axis for  $\uparrow, \downarrow$  in Eq. (1) is chosen to be  $x$ -,  $y$ -, or  $z$ -axis, respectively. Indeed, we find non-zero  $(I_2^s)_z = -(I_3^s)_z$  and  $(I_2^s)_x = -(I_3^s)_x$  in Fig. 2 whose flow properties are, therefore, in full accord with the expected general phenomenology of spin Hall effects [11] where spin- $\uparrow$  and spin- $\downarrow$  travel in opposite directions. However, the  $y$ -component satisfies  $(I_2^s)_y = (I_3^s)_y$  signaling that  $G_y^s$  is of completely different origin—we, therefore, omit index  $H(\text{all})$  in  $G_y^s$ . It stems from  $\langle S_y(\mathbf{r}) \rangle \neq 0$  spin accumulation, which has the same sign on the lateral edges of the 2DEG, induced by the passage of current in the presence of SO coupling [11].

Considerable interest for exploiting the Rashba SO coupling [2] in semiconductor spintronic application stems from the possibility to tune its strength via external gate electrode [5]. Our exact treatment of quantum transport through multiprobe nanostructure allows us to set the *lower*, as well as the *upper*, limit on the strength of SO coupling [see panel (b) in Fig. 2] that is responsible for non-negligible spin Hall conductances  $G_{sH}^z$  and  $G_{sH}^x$ .

Naively, one might expect that  $G_{sH}^z \equiv \sigma_{sH}$  since it is tempting to identify  $j_y^z = I_2^s/L$  and  $E_x = V_1/L$ . However, the plausible spin current operator  $\hat{j}_k^i = \frac{\hbar}{4}(\hat{\sigma}_i \hat{v}_k + \hat{v}_k \hat{\sigma}_i)$ , employed in different computational schemes for the bulk spin Hall conductivity [6, 7, 9, 12, 13, 14, 19], lacks rigorous theoretical justification [6, 14, 20]. That is, its relation to real transport of spins remains unclear [14] because of the fact that spin is not conserved quantity in the presence of SO interactions. Moreover, if mesoscopic spin Hall current is due to the edge spin current  $j_y^z \neq 0$  [14], then  $G_{sH}^z \propto L_s/L$  would decrease with the system size, contrary to our findings in Fig. 2(c). Finally, since it has been argued [20] that spin current  $j_y^z$

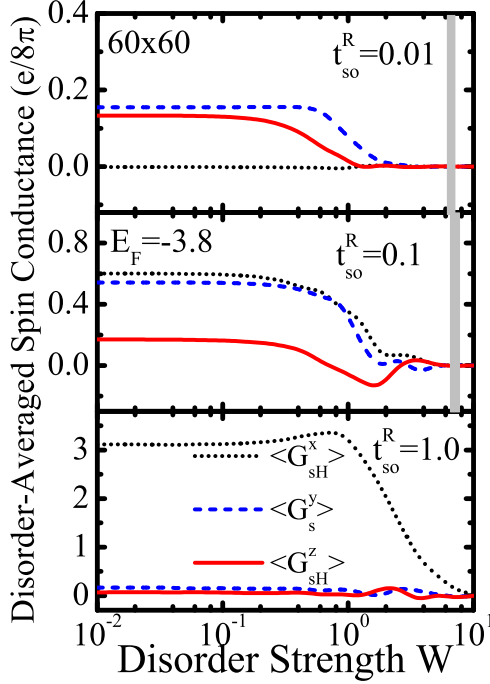


FIG. 3: The effect of disorder on spin Hall  $\langle G_{sH}^z \rangle$ ,  $\langle G_{sH}^x \rangle$  and spin  $\langle G_s^y \rangle$  conductances in four-probe mesoscopic bridges with different strengths of the Rashba coupling  $t_{so}^R$ . In the shaded range of disorder strengths  $W$  both the disorder-averaged  $\langle G \rangle$  and the typical  $e^{\langle \ln G \rangle}$  two-probe charge conductance diminish below  $\simeq 0.1 (2e^2/h)$  due to *strong* localization effects.

in the “dissipationless” regime [6, 7] through macroscopic system is actually an equilibrium current that does not propagate spin between two points in space, we have to underline two *crucial* differences between our mesoscopic approach to spin Hall effect and the bulk formalisms: (i) even in the perfectly clean mesoscopic 2DEG structures dissipation always exist and occurs in remote huge reservoirs that thermalize electrons [15], as encoded in the quantum point contact conductance, e.g., at  $E_F = -3.8t$ ,  $G_{QPC} = 15.9e^2/h$  for  $t_{so}^R = 0.01t$  or  $G_{QPC} = 13.8e^2/h$  for  $t_{so}^R = 0.1t$ ; (ii) no equilibrium spin current solutions  $V_q = \text{const.} \Rightarrow I_p^s \neq 0$  (introduced in Ref. [16] by mistake) are allowed to exist in the leads [21].

In contrast to the unsettled issues between analytical [12, 13, 14] and numerical [19] computation of  $j_y^z$ , the pure spin current  $\frac{\hbar}{2e}(I_2^\uparrow - I_2^\downarrow)$  defined within the asymptotic region of the leads (where  $t_{so}^R \equiv 0$ ) has transparent physical interpretation: If all spin- $\uparrow$  electrons move in one direction, while an equal number of spin- $\downarrow$  move in the opposite direction, the net charge current vanishes while spin current can be non-zero. Such currents have been created and detected in recent optical pump-probe experiments [22].

*Spin Hall current in disordered 4-probe bridges.*—The major difference between the “old” extrinsic [3, 8] and the

“new” intrinsic spin Hall effect is that the former vanishes in the ballistic limit, while the later persists even when no skew-scattering at impurities takes place [6, 7]. However, a multitude of recent perturbative analytical treatments of the *semiclassical diffusive* transport in infinite homogeneous 2DEG find that vanishingly small disorder will suppress the intrinsic spin Hall effect  $\sigma_{sH} \rightarrow 0$  [13, 14].

Here we shed light on the effect of disorder on the spin Hall current in mesoscopic systems by introducing spin-independent static random potential into the 2DEG region of Fig. 1 and studying the disorder-averaged conductances  $\langle G_{sH}^x \rangle$ ,  $\langle G_s^y \rangle$ ,  $\langle G_{sH}^z \rangle$  in the crossover from the *quasi-ballistic* to the *localized* transport regime. The inclusion of all transport regimes is made possible by employing exact single-particle spin-dependent Green function [18] which encompasses all quantum-interference effects at arbitrary  $W$  (i.e., from weak [13, 14, 19] to strong disorder limit) and  $t_{so}^R$ , rather than treating only the lowest order (semiclassical) effects of the disorder [9, 13, 14, 19]. Figure 3 demonstrates that mesoscopic spin Hall conductances are unaffected by weak disorder, but will gradually diminish to zero when disorder broadening of the energy levels becomes greater than the SO splitting energy [19]  $\hbar/\tau \sim W^2 \gg \Delta \sim 2t_{so}^R$  within the diffusive metallic  $\ell < L \ll \xi$  transport regime.

The often quoted mantra—all quantum states of disordered non-interacting electrons in two-dimensions are localized—means in practice that the localization length  $\xi < \infty$  is finite at arbitrary disorder strength. Thus, the two-probe charge conductance of a large enough  $L \gg \xi$  2DEG containing impurities will always decay exponentially fast  $G \sim e^{-L/\xi}$ . However, in 2D systems with sufficiently strong SO coupling a metallic phase  $\xi \rightarrow \infty$  can be induced at weak disorder [23]. We delineate in Fig. 3 the boundaries [23] of the localization-delocalization transition to demonstrate that spin Hall conductances will vanish before 2DEG is pushed into the realm of strong localization (where  $G_{sH} \rightarrow 0$  is expected).

*Conclusions.*— Although apparently similar in phenomenology to the intrinsic spin Hall effect in macroscopic systems (a semiclassical phenomenon driven by external electric field in the bulk of homogeneous semiconductors) [6, 7], the emergence of the pure spin Hall current predicted here to occur here in clean structures, and survive weak disorder effects, is generically a *mesoscopic* phenomenon facilitated by macroscopic inhomogeneities [12, 14] (such as interfaces and boundaries). This stems from the fact dynamics of transported spins in SO coupled systems is highly sensitive to finite-size and quantum-coherence effects [18, 24].

*Note added.*— Upon completion of this work we have become aware of Ref. [25] where similar conclusions have been reached within the mesoscopic approach to slightly different four-probe structure: an infinite Rashba SO coupled wire with two transverse ideal leads attached.

We are grateful to J. I. Inoue and A. Shytov for im-

portant insights. This research was supported in part by ACS grant No. PRF-41331-G10.

- 
- [1] I. Žutić, J. Fabian, and S. Das Sarma, *Rev. Mod. Phys.* **76**, 323 (2004).
  - [2] E.I. Rashba, *Fiz. Tverd. Tela* **2**, 1224 (1960) [*Sov. Phys.-Solid State* **2**, 1109 (1960)].
  - [3] M. I. D'yakonov and V. I. Perel', *JETP Lett.* **13**, 467 (1971).
  - [4] E. I. Rashba, *Physica E* **20**, 189 (2004).
  - [5] J. Nitta, T. Akazaki, H. Takayanagi, and T. Enoki, *Phys. Rev. Lett.* **78**, 1335 (1997).
  - [6] S. Murakami, N. Nagaosa, and S.-C. Zhang, *Science* **301**, 1348 (2003); *Phys. Rev. B* **69**, 235206 (2004).
  - [7] J. Sinova *et al.*, *Phys. Rev. Lett.* **92**, 126603 (2004).
  - [8] J. E. Hirsch, *Phys. Rev. Lett.* **83**, 1834 (1999); S. Zhang, *Phys. Rev. Lett.* **85**, 393 (2000).
  - [9] J. Schliemann and D. Loss, *Phys. Rev. B* **69**, 165315 (2004).
  - [10] D. C. Glattli in *High Magnetic Fields: Applications in Condensed Matter Physics and Spectroscopy*, edited by C. Berthier, L. P. Lévy, and G. Martinez (Springer-Verlag, Berlin, 2002).
  - [11] B. K. Nikolić, S. Souma, L. P. Zárbo, and J. Sinova, *cond-mat/0412595*.
  - [12] E. I. Rashba, *Phys. Rev. B* **70**, 201309(R) (2004).
  - [13] J. I. Inoue, G. E. W. Bauer, and L. W. Molenkamp, *Phys. Rev. B* **70**, 041303(R) (2004); R. Raimondi and P. Schwab, *cond-mat/0408233*; O. V. Dimitrova, *cond-mat/0405339*; A. Khaetskii, *cond-mat/0408136*.
  - [14] E. G. Mishchenko, A. V. Shytov, and B. I. Halperin, *Phys. Rev. Lett.* **93**, 226602 (2004).
  - [15] S. Datta, *Electronic transport in mesoscopic systems* (Cambridge University Press, Cambridge, 1995).
  - [16] T. P. Pareek, *Phys. Rev. Lett.* **92**, 076601 (2004).
  - [17] A. A. Kiselev and K. W. Kim, *J. Appl. Phys.* **94**, 4001 (2003).
  - [18] B. K. Nikolić and S. Souma, *cond-mat/0402662*.
  - [19] K. Nomura *et al.*, *cond-mat/0407279*.
  - [20] E. I. Rashba, *Phys. Rev. B* **70**, 161201(R) (2004).
  - [21] S. Souma and B. K. Nikolić, *cond-mat/0410716*; A. A. Kiselev and K. W. Kim, *cond-mat/0411070*.
  - [22] M. J. Stevens *et al.*, *Phys. Rev. Lett.* **90**, 136603 (2003).
  - [23] Y. Asada, K. Slevin, and T. Ohtsuki, *Phys. Rev. Lett.* **89**, 256601 (2002).
  - [24] C.-H. Chang, A. G. Mal'shukov, and K. A. Chao, *cond-mat/0405212*.
  - [25] L. Sheng, D. N. Sheng, and C. S. Ting, *cond-mat/0409038*.