

Mesoscopic Spin Hall Effect in Multiprobe Semiconductor Bridges

Branislav K. Nikolić, Liviu P. Zârbo, and Satofumi Souma

Department of Physics and Astronomy, University of Delaware, Newark, DE 19716-2570

We predict that pure spin current flowing through the transverse leads of *quantum-coherent* two-dimensional electron gas (2DEG), which is induced by conventional unpolarized charge current driven through the longitudinal leads, can be tuned by the Rashba spin-orbit (SO) interaction and will gradually diminish only when disorder is sufficiently strong within the metallic diffusive regime. Furthermore, the polarization vector of the transported spin is not orthogonal to the plane of 2DEG. Thus, such spin Hall current is a genuine *mesoscopic* effect that is facilitated by inhomogeneities in structures where *finite-size* system is attached to external current and voltage probes.

PACS numbers: 73.23.-b, 73.43.-f, 72.25.Dc, 72.25.Hg

Introduction.—Current efforts in spintronics are to a large extent directed toward gaining control of electron spin in ubiquitous semiconductor structures and exploiting it as a carrier of classical or quantum information [1]. Although dynamics of spin in semiconductor materials is an old subject [2, 3], spintronics has rekindled theoretical interest in such fundamental problems as spin relaxation, spin decoherence, spin transport, and spin injection across various interfaces [4]. For example, it has been known for a long time [3, 5] that SO dependent scattering off impurities deflects spin- \uparrow (spin- \downarrow) electrons to the right (left), thereby generating a pure spin current flowing perpendicular to the electric field driving the charge current. Such *extrinsic* spin Hall effect is analogous to traditional charge Hall effect, where Lorentz force due to applied magnetic field separates positive and negative charges in the transverse direction to current flow.

Recent theoretically unearthed *intrinsic* spin Hall effect in hole doped [6] (such as bulk *p*-GaAs or *p*-Ge), or electron doped [7] (such as 2DEG in *n*-type heterostructures with broken inversion symmetry) semiconductors suggests that dissipationless transverse spin current could be generated even in clean systems through which conventional unpolarized charge current flows in the longitudinal direction. The correlation between spin orientation and carrier velocity (in the presence of external electric field) induced in this effect essentially requires some type of SO coupling. Such spin Hall current is *pure* (i.e., not accompanied by dissipative charge transport) and expected to be much larger than in the case of extrinsic effect. Since it is generated by all-electrical means within a semiconductor environment, it promises to solve one of the major obstacles for spintronics where attempts to inject spin from a metallic ferromagnet into a semiconductor at room temperature are thwarted with low efficiency due to vast difference in their properties [4].

While theoretical predictions of the spin Hall current properties are based on semiclassical analysis of *infinite* homogeneous (clean [6, 7] or disordered [8, 9]) semiconductor systems, guiding experimental detection of such effect requires a quantitative prediction for the spin current flowing through the leads attached to a finite-size

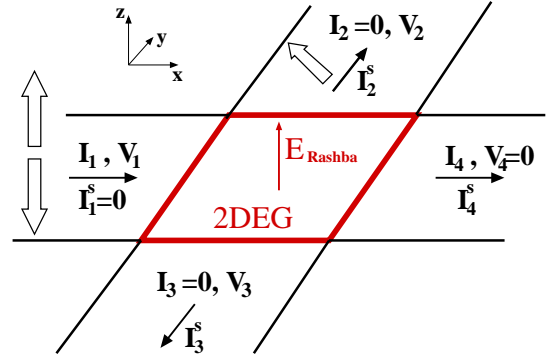


FIG. 1: The four-probe mesoscopic bridge for the detection of pure spin Hall currents. The central region is 2DEG where electrons are confined within a semiconductor heterostructure by an electric field along the z -axis that induces the Rashba SO coupling. The four attached leads (semi-infinite in theoretical treatment) are clean, non-magnetic, and without any SO coupling. The unpolarized ($I_1^s = 0$) charge current ($I_1 \neq 0$) through longitudinal leads induces spin Hall current in the transverse leads which act as voltage probes $V_2 = V_3 \neq 0$, $I_2 = I_3 = 0$. In general, the polarization vector of the spin transported by pure ($I_2 = I_2^\uparrow + I_2^\downarrow = 0$) spin current $I_2^s = \frac{\hbar}{2e}(I_2^\uparrow - I_2^\downarrow)$ will not be orthogonal to the 2DEG.

sample, as exemplified by the bridge in Fig. 1. This is analogous to profound developments in our understanding of quantum Hall effect ensuing from the comparison of macroscopic charge transport in bulk samples with mesoscopic transport through chiral edge states of multi-terminal bridges employed in experiments [10]. For example, within a finite-width strip no charge or spin current can flow across its boundaries. Therefore, non-equilibrium spin accumulation will appear near the transverse edges to generate compensating current in the direction opposite to spin Hall current [11]. Thus, when transverse leads are attached at the boundaries of the wire in Fig. 1, pure ($I_2^\uparrow + I_2^\downarrow = 0$) spin current $I_2^s = \frac{\hbar}{2e}(I_2^\uparrow - I_2^\downarrow)$ will emerge in the probe 2 of the bridge.

In this letter, we predict that *mesoscopic* spin Hall current I_2^s in Fig. 1, where central region is *quantum-coherent* finite-size 2DEG with Rashba interaction, will

strongly depend on the strength of the SO coupling. The Rashba electric field along the z -axis, that confines electrons within the xy -plane of quantum well in semiconductor heterostructure, generates an effective momentum-dependent magnetic $\mathbf{B}(\mathbf{k})$ field (SO coupling) in the frame of an electron. The spin current I_2^s is also affected by the system size and electron concentration. Also, the transported spin will acquire non-zero expectation values along the x - and y -direction, in addition to purely z -axis polarized spin flowing in macroscopic spin Hall effect [6, 7]. Figure 2 summarizes these findings by plotting the spin Hall conductance defined as

$$G_{sH} = \frac{\hbar}{2e} \frac{I_2^\uparrow - I_2^\downarrow}{V_1 - V_4}. \quad (1)$$

When disorder (spin-independent scattering off static impurities) is introduced into 2DEG, we evaluate *exact* G_{sH} for non-interacting quasiparticle transport from the quasiballistic to the localized regime, thereby demonstrating in Fig. 3 that spin Hall conductance will survive even in the diffusive regime.

These features of mesoscopic spin Hall effect can be contrasted to its macroscopic counterpart where electric field E_x driving the charge current along the x -axis through an infinite Rashba spin-split 2DEG [7], or 3D p -type semiconductor described by the Luttinger effective Hamiltonian for heavy and light holes [6, 8], induces a pure spin current $j_y^z \neq 0$ in the y -direction carrying spins polarized solely along the z -axis. The magnitude of the intrinsic spin Hall effect is captured by the spin Hall conductivity $\sigma_{sH} = j_y^z / E_x$. Surprisingly enough, this quantity for ballistic 2DEG [7, 8] is predicted to acquire a ‘universal’ value $\sigma_{sH} = e/8\pi$ that is apparently independent of the Rashba SO interaction. Furthermore, recent theoretical scrutiny has argued that $j_y^z \rightarrow 0$ in fact vanishes in the bulk of both clean [12] and disordered [13, 14] 2DEG, while $j_y^z \neq 0$ might survive only within a spin relaxation length L_s wide region around the lead-2DEG interface in the two-probe geometry [14].

Multiprobe spin quantum transport.—The mesoscopic experiments on quantum Hall bridges in the early 1980s posed a challenge for theoretical interpretation of multi-terminal transport measurements. By viewing the current and voltage probes on equal footing, Büttiker has provided an elegant multiprobe formula [15], $I_p = \sum_q G_{pq}(V_p - V_q)$, which relates current in probe p to voltages V_q in all probes attached to the sample via conductance coefficients G_{pq} . To study the spin-resolved charge currents I_p^α ($\alpha = \uparrow, \downarrow$) of individual spin species \uparrow, \downarrow we imagine that each non-magnetic lead in Fig. 1 consists of the two leads allowing only one spin species to propagate. Upon replacement $I_p \rightarrow I_p^\alpha$ and $G_{pq} \rightarrow G_{pq}^{\alpha\alpha'}$, this viewpoint allows us to extract the multiprobe formulas for spin resolved charge currents I_p^α [16], thereby obtaining the linear response relation for spin current

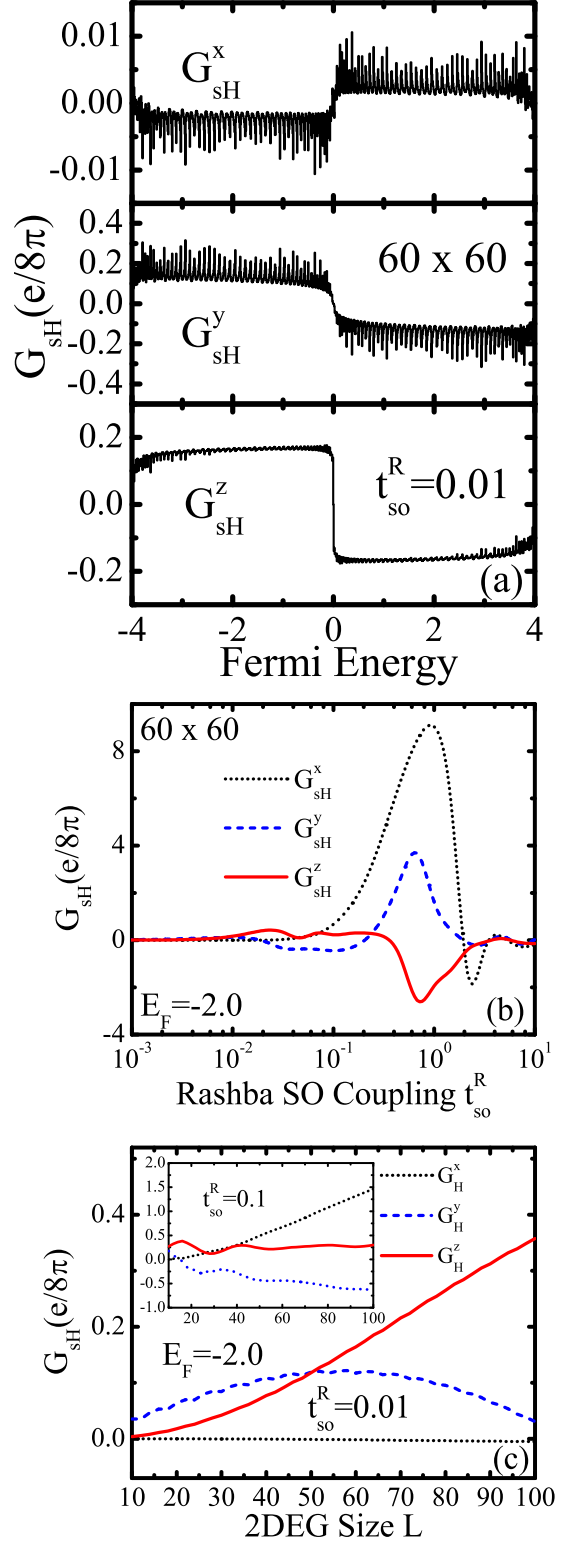


FIG. 2: The dependence of spin Hall conductances G_{sH}^x , G_{sH}^y , G_{sH}^z in clean four-probe bridges (Fig. 1) on: (a) Fermi energy [$L = 60$, $t_{so}^R = 0.01t$]; (b) strength of the Rashba SO coupling [$L = 60$, $E_F = -2.0t$]; and (c) system size [$E_F = -2.0t$, $t_{so}^R = 0.01t$; in the inset $E_F = -2.0t$, $t_{so}^R = 0.1t$].

$I_p^s = \frac{\hbar}{2e}(I_p^\uparrow - I_p^\downarrow)$ flowing through the lead p

$$I_p^s = \frac{\hbar}{2e} \sum_q [(G_{qp}^{\uparrow\uparrow} + G_{qp}^{\downarrow\uparrow} - G_{qp}^{\uparrow\downarrow} - G_{qp}^{\downarrow\downarrow})V_p - (G_{pq}^{\uparrow\uparrow} + G_{pq}^{\uparrow\downarrow} - G_{pq}^{\downarrow\uparrow} - G_{pq}^{\downarrow\downarrow})V_q]. \quad (2)$$

Since the total charge currents $I_p = I_p^\uparrow + I_p^\downarrow$ depend only on voltage difference between the leads in Fig. 1, we set one of them to zero (e.g., $V_4 = 0$). By inverting the multiprobe equations for charge transport to get the voltages, one obtains ratios V_2/V_1 and V_3/V_1 , where $V_2/V_1 = V_3/V_1 = 0.5$ in *ballistic* bridges due to the symmetry of the four-probe geometry combined with a property $G_{pq} = G_{qp}$ which conductance coefficients satisfy in the absence of magnetic field [15]. Finally, by solving Eqs. (2) for I_2^s we obtain a general explicit expression for the spin Hall conductance defined by Eq. (1)

$$G_{sH} = \frac{\hbar}{2e} \left[(G_{12}^{\text{out}} + G_{32}^{\text{out}} + G_{42}^{\text{out}}) \frac{V_2}{V_1} - G_{23}^{\text{in}} \frac{V_3}{V_1} - G_{21}^{\text{in}} \right]. \quad (3)$$

Here we simplify the notation by using the following labels: $G_{pq}^{\text{in}} = G_{pq}^{\uparrow\uparrow} + G_{pq}^{\uparrow\downarrow} - G_{pq}^{\downarrow\uparrow} - G_{pq}^{\downarrow\downarrow}$ and $G_{pq}^{\text{out}} = G_{pq}^{\uparrow\uparrow} + G_{pq}^{\downarrow\uparrow} - G_{pq}^{\uparrow\downarrow} - G_{pq}^{\downarrow\downarrow}$ (the usual charge conductance coefficients [15, 16, 17] are $G_{pq} = G_{pq}^{\uparrow\uparrow} + G_{pq}^{\uparrow\downarrow} + G_{pq}^{\downarrow\uparrow} + G_{pq}^{\downarrow\downarrow}$).

At zero temperature, spin-resolved conductance coefficients $G_{pq}^{\alpha\alpha'} = \frac{e^2}{h} \sum_{ij} |\mathbf{t}_{ij,\alpha\alpha'}^{pq}|^2$ are proportional to the probability that spin- α' electron incident in lead q will be transmitted to lead p as spin- α electron. The quantum-mechanical probability amplitude for this processes is given by the matrix elements of the Landauer transmission matrix \mathbf{t}^{pq} . In our bridge $G_{pq}^{\alpha\alpha'} = G_{qp}^{-\alpha'-\alpha}$ since SO couplings do not break time reversal invariance [16].

For single particle propagation through a finite-size sample, the transmission matrices $\mathbf{t}^{pq} = \sqrt{-\text{Im} \hat{\Sigma}_L^r} \otimes \hat{I}_s \cdot \hat{G}_{pq}^r \cdot \sqrt{-\text{Im} \hat{\Sigma}_R^r} \otimes \hat{I}_s$ between different leads can be evaluated in a *numerically exact* fashion for arbitrary disorder and Rashba SO coupling strength using real-spin-space Green functions [17]. This requires to compute a single object—the retarded Green function $G^r = [E\hat{I}_o \otimes \hat{I}_s - \hat{H} - \hat{\Sigma}^r \otimes \hat{I}_s]^{-1}$ ($\hat{\Sigma}^r$ is the sum of four self-energies introduced by the lead-2DEG “interaction” [15, 17] and \hat{I}_o , \hat{I}_s are the unit operators in the orbital and spin Hilbert spaces, respectively)—which contains complete information about the spin-charge dynamics in the mesoscopic bridge. We represent the Rashba Hamiltonian modeling the 2DEG region in Fig. 1

$$\hat{H} = \sum_{\mathbf{m}} \varepsilon_{\mathbf{m}} |\mathbf{m}\rangle \langle \mathbf{m}| - t \sum_{\langle \mathbf{m}, \mathbf{m}' \rangle} |\mathbf{m}\rangle \langle \mathbf{m}'| + \frac{\alpha\hbar}{2a^2t} (\hat{v}_y \otimes \hat{\sigma}_x - \hat{v}_x \otimes \hat{\sigma}_y), \quad (4)$$

in a local orbital basis defined on the $L \times L$ lattice, where t is the nearest-neighbor hopping integral between

s -orbitals $\langle \mathbf{r} | \mathbf{m} \rangle = \psi(\mathbf{r} - \mathbf{m})$ on adjacent atoms located at sites $\mathbf{m} = (m_x, m_y)$ of the lattice. The hopping sets the unit of energy $t = 1$. Here \otimes stand for the tensor product of operators (i.e., Kronecker product of matrix representations). Since velocity operator in the tight-binding representation is $\langle \mathbf{m} | \hat{v}_x | \mathbf{m}' \rangle = \frac{i}{\hbar} t (m_x - m'_x)$, the energy scale of the Rashba SO term in Eq. (4) is set by the “SO hopping parameter” $t_{\text{so}}^R = \alpha/2a$. For perfectly clean 2DEG the on-site potential energy is $\varepsilon_{\mathbf{m}} = 0$, while disorder will be simulated using standard random variable $\varepsilon_{\mathbf{m}} \in [-W/2, W/2]$ that models short-range isotropic scattering off spin-independent impurities.

Spin Hall current in ballistic 4-probe bridges.—In general, the spin Hall conductance $G_{sH}(E_F, t_{\text{so}}^R, L, W)$ is determined by the Fermi energy E_F , system size L , SO coupling t_{so}^R , and disorder strength W . Moreover, it can be expected that detection of mesoscopic spin Hall current by using ferromagnetic voltage probe, whose magnetization sets the spin quantization axis, will yield spin expectation values to be non-zero for all three axes. To investigate this possibility we, therefore, introduce three different spin Hall conductances $G_{sH}^x, G_{sH}^y, G_{sH}^z$, where spin quantization axis for \uparrow, \downarrow in Eq. (1) is chosen to be x -, y -, or z -axis, respectively. Indeed, Fig. 2 demonstrates that $G_{sH}^x, G_{sH}^y, G_{sH}^z$ for 2DEG with no impurities turn out to be non-zero. They explicitly depend on the value of the SO coupling and the system size. The oscillatory behavior of $G_{sH}(E_F)$, which becomes more conspicuous in smaller systems, is a consequence of fully quantum-coherent transport through the 2DEG of the mesoscopic bridge in Fig. 1.

Considerable interest for exploiting the Rashba SO coupling in semiconductor spintronic application stems from the possibility to tune its strength via external gate electrode [18], thereby manipulating spin solely by electrical means. Despite recent experimental efforts [18], the largest achieved value is $t_{\text{so}}^R \sim 0.01t$. Our treatment of perfectly clean mesoscopic system does not face any technical difficulties in locating the *lower*, as well as the *upper*, limit on the strength of SO coupling $10^{-3}t \lesssim t_{\text{so}}^R \lesssim 5.0t$ [see panel (b) in Fig. 2] that is responsible for non-negligible spin Hall conductance $G_{sH} \gtrsim 10^{-2} (e/8\pi)$.

Naively, one would expect that $G_{sH}^z \equiv \sigma_{sH}$ since it is tempting to identify $j_y^z = I_2^s/L$ and $E_x = V_1/L$. However, the plausible spin current operator $\hat{j}_k^i = \frac{\hbar}{4}(\hat{\sigma}_i \hat{v}_k + \hat{v}_k \hat{\sigma}_i)$, employed in different computational schemes for the bulk spin Hall conductivity [6, 7, 8, 9, 13, 14, 19], lacks rigorous theoretical justification [6]. That is, its relation to real transport of spins remains unclear [14] because of the fact that spin is not conserved quantity in the presence of SO interactions. Moreover, if mesoscopic spin Hall current is due to the edge spin current $j_y^z \neq 0$ ($j_y^y = 0, j_y^x = 0$) [14], then $G_{sH}^z \propto L_s/L$ would decrease with the system size, contrary to our findings in Fig. 2(c).

On the other hand, the pure spin current $I_2^\uparrow - I_2^\downarrow$ de-

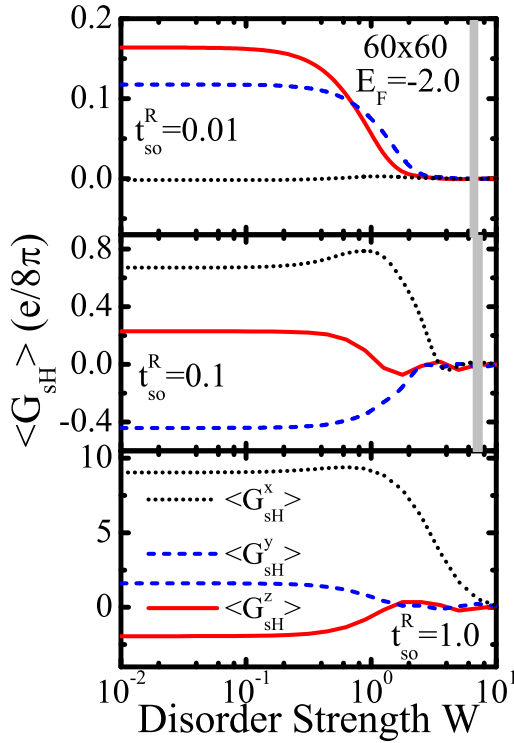


FIG. 3: The effect of disorder on spin Hall conductances $\langle G_{sH}^x \rangle$, $\langle G_{sH}^y \rangle$, $\langle G_{sH}^z \rangle$ in the four-probe mesoscopic bridges with different strengths of the Rashba coupling. In the shaded range of W both the disorder-averaged $\langle G \rangle$ and the typical $e^{\langle \ln G \rangle}$ two-probe charge conductance diminish below $\approx 0.1 (2e^2/h)$ due to *strong* localization effects.

defined and evaluated within the asymptotic region of the leads (where $t_{so}^R \equiv 0$) has transparent physical interpretation: If all spin- \uparrow electrons move in one direction, while an equal number of spin- \downarrow move in the opposite direction, the net charge current vanishes while spin current can be non-zero. Such currents have been created and detected in recent pump-probe experiments [20]. The fact that $G_{sH}(E_F)$ in Fig. 2(a) is an odd function [21] is a general property of spin currents defined in this fashion—transport above half-filling can be interpreted as the propagation of positively charged holes which move in the opposite direction, and have opposite spin, to that of electrons.

Spin Hall current in disordered 4-probe bridges.—The major difference between the “old” extrinsic [3, 5] and the “new” intrinsic spin Hall effect is that the former vanishes in the clean limit, while the later persists even when no skew-scattering at impurities takes place [6, 7]. In fact, resilience of the intrinsic effect to disorder has become a major issue in current debates over the observability of spin Hall current in realistic samples of 2DEG with the Rashba SO interaction [8, 9, 13, 14, 19] or in hole-doped bulk 3D semiconductors [8, 22]. Two sets of contradicting results have emerged in recent semiclassical transport

calculations for an infinite homogeneous 2DEG: (i) spin Hall current is suppressed $\sigma_{sH} \rightarrow 0$ even for vanishingly small disorder [13, 14]; (ii) $\sigma_{sH} \neq 0$ (including the possibility of $\sigma_{sH} > e/8\pi$ [9]) when SO splitting energy Δ is larger than the disorder broadening \hbar/τ of the energy levels [8, 19].

Here we shed light on the effect of disorder on spin Hall current in mesoscopic systems by introducing static random potential into the 2DEG region of Fig. 1 and studying the disorder-averaged conductances $\langle G_{sH}^x \rangle$, $\langle G_{sH}^y \rangle$, $\langle G_{sH}^z \rangle$ in the crossover from the quasiballistic to the localized transport regime. The inclusion of all transport regimes is made possible by employing exact single-particle spin-dependent Green function [17] which encompasses all quantum-interference effects at arbitrary W (i.e., from weak [13, 14, 19] to strong disorder limit) and t_{so}^R , rather than treating only the lowest order (semi-classical) effects of the disorder [8, 9, 13, 14, 19]. Figure 3 demonstrates that spin Hall conductances are unaffected by weak disorder, but will gradually diminish to zero when $\hbar/\tau \sim W^2 \gg \Delta \sim 2t_{so}^R$ within the diffusive metallic $\ell < L \ll \xi$ transport regime.

The often quoted mantra—all quantum states of disordered non-interacting electrons in two-dimensions are localized—means in practice that the localization length $\xi < \infty$ is finite at arbitrary disorder strength. Thus, the two-probe (charge) conductance of sufficiently large $L \gg \xi$ 2DEG with impurities will decay exponentially fast $G \sim e^{-L/\xi}$. The two exceptions are quantum Hall 2DEG (where delocalized states exist in the center of a Landau level [10]) and 2D systems where sufficiently strong SO coupling can induce a metallic phase $\xi \rightarrow \infty$ at weak disorder [23]. We delineate in Fig. 3 the boundary [23] of localization-delocalization transition to demonstrate that G_{sH} will vanish before 2DEG is pushed into the realm of strong localization (where $G_{sH} \rightarrow 0$ can be trivially expected).

Conclusions.—Our analysis suggests that pure spin current flowing through the transverse leads of experimentally accessible Hall bar (phase-coherent finite-size 2DEG attached to two current and two voltage probes) will exhibit observable properties that reflect the SO coupling strength, presence of disorder, and system size. Although apparently similar in phenomenology to intrinsic spin Hall effect in macroscopic systems (a semiclassical phenomenon driven by external electric field through infinite homogeneous semiconductors) [6, 7], the emergence of pure spin Hall current predicted here to occur in both clean and disordered structures is generically a *mesoscopic effect* facilitated by inhomogeneities [14, 24] (such as the lead-2DEG interface), which stems from the dynamics of transported spins in SO coupled systems being highly sensitive to finite-size, interface, and quantum-coherence effects [17, 25].

We are grateful to J. Inoue, J. Sinova, and A. Shytov for enlightening discussions. This research was supported

in part by ACS grant No. PRF-41331-G10.

-
- [1] I. Žutić, J. Fabian, and S. Das Sarma, Rev. Mod. Phys. **76**, 323 (2004).
 - [2] E.I. Rashba, Fiz. Tverd. Tela **2**, 1224 (1960) [Sov. Phys.-Solid State **2**, 1109 (1960)].
 - [3] M.I. D'yakonov and V.I. Perel', JETP Lett. **13**, 467 (1971).
 - [4] E.I. Rashba, Physica E **20**, 189 (2004).
 - [5] J.E. Hirsch, Phys. Rev. Lett. **83**, 1834 (1999); S. Zhang, Phys. Rev. Lett. **85**, 393 (2000).
 - [6] S. Murakami, N. Nagaosa, and S.-C. Zhang, Science **301**, 1348 (2003); Phys. Rev. B **69**, 235206 (2004).
 - [7] J. Sinova *et al.*, Phys. Rev. Lett. **92**, 126603 (2004).
 - [8] J. Schliemann and D. Loss, Phys. Rev. B **69**, 165315 (2004).
 - [9] O. Chalaev and D. Loss, cond-mat/0407342.
 - [10] D.C. Glatthli in *High Magnetic Fields: Applications in Condensed Matter Physics and Spectroscopy*, edited by C. Berthier, L.P. Lévy, and G. Martinez (Springer-Verlag, Berlin, 2002).
 - [11] X. Ma *et al.*, cond-mat/0407419.
 - [12] E.I. Rashba, cond-mat/0409476.
 - [13] J.I. Inoue, G.E.W. Bauer, and L.W. Molenkamp, Phys. Rev. B **70**, 041303(R) (2004); R. Raimondi and P. Schwab, cond-mat/0408233; O.V. Dimitrova, cond-mat/0405339; A. Khaetskii, cond-mat/0408136.
 - [14] E.G. Mishchenko, A.V. Shytov, and B.I. Halperin, cond-mat/0406730.
 - [15] S. Datta, *Electronic transport in mesoscopic systems* (Cambridge University Press, Cambridge, 1995).
 - [16] T.P. Pareek, Phys. Rev. Lett. **92**, 076601 (2004); A.A. Kiselev and K.W. Kim, J. Appl. Phys. **94**, 4001 (2003).
 - [17] B.K. Nikolić and S. Souma, cond-mat/0402662.
 - [18] J. Nitta *et al.*, Phys. Rev. Lett. **78**, 1335 (1997).
 - [19] K. Nomura *et al.*, cond-mat/0407279.
 - [20] M. J. Stevens *et al.*, Phys. Rev. Lett. **90**, 136603 (2003).
 - [21] Note that $G_{sH}^z(E_F = 0) \neq 0$ reported in Y. Xiong and X.C. Xie, cond-mat/0403083 for a similar mesoscopic disordered 2DEG geometry violates the *stringent* requirement $G_{sH}(E_F = 0) \equiv 0$.
 - [22] S. Murakami, Phys. Rev. B **69**, 241202(R) (2004).
 - [23] Y. Asada, K. Slevin, and T. Ohtsuki, Phys. Rev. Lett. **89**, 256601 (2002).
 - [24] E.I. Rashba, cond-mat/0408119.
 - [25] C.-H. Chang, A.G. Mal'shukov, and K.A. Chao, cond-mat/0405212.