

Interface properties of NiMnSb/InP and Co₂CrAl/InP contacts

Iosif Galanakis §

Institut für Festkörperforschung, Forschungszentrum Jülich, D-52425 Jülich, Germany

Abstract. Using a full-potential ab-initio electronic structure method, I study the electronic and magnetic properties of the interfaces between the half-metallic Heusler alloys and the binary semiconductors. Although in the case of the NiMnSb/InP contact half-metallicity is lost, it is possible to keep a high spin-polarization when the interface is made up by Ni and P layers. In the case of the CrAl terminated Co₂CrAl(001) surfaces the large enhancement of the Cr spin moment at the surface was responsible for a very high degree of spin polarization. The same effect occurs also at the interfaces between a CrAl layer and InP for both In and P layers at the interface.

PACS numbers: 73.20.-r, 73.20.At, 71.20.-b, 71.20.Lp

§ To whom correspondence should be addressed, e-mail: I.Galanakis@fz-juelich.de

1. Introduction

A central problem in the field of magneto- or spin-electronics [1] is the spin-injection from a metal into a semiconductor [2]. In principle it is possible to achieve 100% spin-polarized injected current if the magnetic lead is a half-metallic material. These compounds are ferromagnets where there is a band gap at the Fermi level (E_F) for the minority spin band while the majority spin band is metallic. In such a compound the behavior of the interface between the half-metal and the semiconductor is of great importance since interface states can kill the half-metallicity. Although from point of view of transport a single interface state does not affect the magnetoconductance since the wavefunction is orthogonal to all bulk states incident to the interface, its interaction with other defect states makes the interface states conducting.

NiMnSb, a member of the Heusler alloys, was the first material to be predicted to be a half-metal in 1983 by de Groot and his collaborators [3]. There exist several other ab-initio calculations on NiMnSb reproducing the results of de Groot [4] and Galanakis *et al.* showed that the gap arises from the hybridization between the d orbitals of the Ni and Mn atoms [5]. Its half-metallicity seems to be well-established experimentally in the case of single crystals [6]. Also the so-called full-Heusler alloys like Co₂MnGe or Co₂CrAl were predicted to be half-metals [7] and the gap in the case of these materials arises from states located exclusively at the Co states which are non-bonding with respect to the other atoms [8].

Although films of both half- and full-Heusler alloys attracted a lot of experimental attention [9, 10, 11], theoretical calculations for the interfaces of these materials with the semiconductors are few. All ab-initio results agree that half-metallicity is lost at the interface between the Heusler alloy and the semiconductor [12, 13, 15] but the interface dependence of the spin-polarization has not been studied in detail. Even if half-metallicity is lost it is possible that a high degree of spin polarization stays at the interface and these structures remain attractive for realistic applications.

In this communication I study the (001) interfaces of the half-metallic NiMnSb and Co₂CrAl Heusler alloys with InP. Both Heusler alloys have the same experimental lattice constant with the InP within 1% and epitaxial growth of NiMnSb on top of InP has been already achieved experimentally by Molecular Beam Epitaxy [9]. I take into account all possible interfaces and show that there are cases where a high degree of spin-polarization remains at the interface. In section 2 I discuss the structure of the interface and the computational details and in section 3 I present and analyze my results. Finally in section 4 I summarize and conclude.

2. Computational method and structure

In the calculations I used the the full-potential version of the screened Korringa-Kohn-Rostoker (KKR) Green's function method [16, 17] in conjunction with the local spin-density approximation [18] for the exchange-correlation potential [19]. The results of Picozzi *et al.* [15] and Debernardi *et al.* [13] have shown that atomic positions scarcely change at the interface and the dominant effect is the expansion or the contraction of the lattice along the growth axis to account for the in-plane change of the lattice parameter. In the case of the interfaces presented here the compounds have similar lattice parameters and thus perfect epitaxy can be assumed. To simulate the interface I used a multilayer consisted of 15 layers of the half-metal and 9 semiconductor layers. This thickness is enough so that the layers in the middle of both the half-metallic

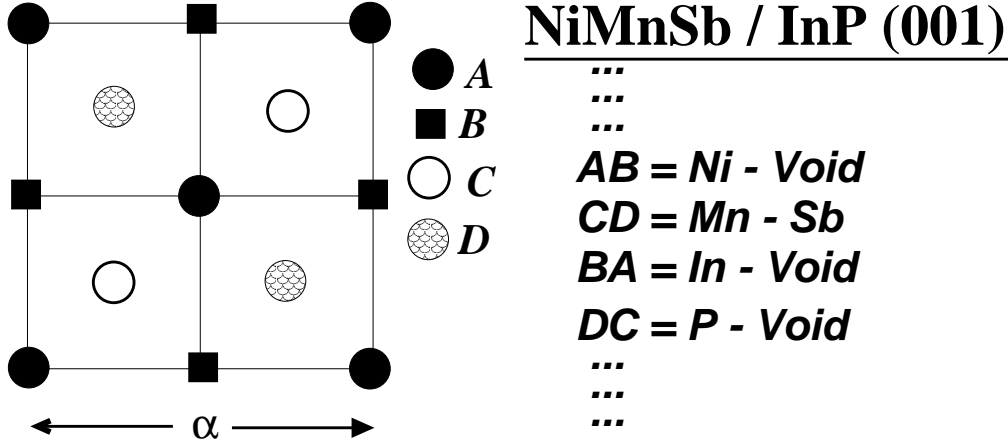


Figure 1. Schematic representation of the (001) interface between NiMnSb and InP. There are several different combinations at the interface which can be either Ni/In, Ni/P, MnSb/In (shown in the figure) or MnSb/P. Note that in the case of the interfaces of Co₂CrAl with InP, there are two inequivalent cobalt atoms at the interface layer or the subinterface layer. One is sitting at the “bridge” site and the other at the “antibridge” site.

part and the semiconducting one exhibit bulk properties. I have also converged the \mathbf{k} -space grid, the number of energy points and the tight binding cluster so that the properties of the interfaces do not change (similar DOS and spin moments). So I have used a $30 \times 30 \times 4$ \mathbf{k} -space grid to perform the integrations in the first Brillouin zone. To evaluate the charge density one has to integrate the Green’s function over an energy contour in the complex energy plane; for this 42 energy points were needed. A tight-binding cluster of 65 atoms was used in the calculation of the screened KKR structure constants [20]. Finally for the wavefunctions I took angular momentum up to $\ell_{max} = 3$ into account and for the charge density and potential up to $\ell_{max} = 6$.

NiMnSb and Co₂CrAl crystallize in the $C1_b$ and $L2_1$ structures respectively. The structure of the interface is shown in figure 1. Both structures are similar to the zincblende structure and thus perfect epitaxy at the interface can be considered. There are several combinations at the interface, *e.g.* at the NiMnSb/InP contact the interface can be either a Ni/In one, Ni/P, MnSb/In or MnSb/P. I will keep this definition through out the paper to denote different interfaces. Finally I should mention that since my multilayer contains 15 half-metal and 9 semiconductor layers, I have two equivalent surfaces at both sides of the half-metallic spacer.

3. Results and discussion

Interfaces with respect to simple surfaces are more complex systems due the hybridization between the orbitals of the atoms of the metallic alloy and the semiconductor at the interface. Thus results obtained for the surfaces as the ones in reference [14] cannot be easily generalized for interfaces since for different semiconductors different phenomena can occur. In Heusler alloys (001) surfaces the appearance of surface states kills the half-metallicity [14] but there are cases like the CrAl-terminated (001) surface of Co₂CrAl where spin-polarization is as high as

Table 1. Atomic spin moments given in μ_B for the interface between the MnSb-terminated (001) NiMnSb and the In or the P terminated InP. I do not present the spin moments at the vacant sites. Last columns are the moments for the MnSb-terminated NiMnSb(001) surface and the bulk NiMnSb. “I” denotes the interface layers and \pm means one layer deeper in the half-metal or the semiconductor.

	MnSb/In	MnSb/P	MnSb surf.	bulk
I-3	Ni: 0.270	Ni: 0.275	Ni: 0.269	Ni: 0.264
I-2	Mn: 3.704	Mn: 3.734	Mn: 3.674	Mn: 3.705
I-2	Sb:-0.057	Sb:-0.044	Sb:-0.066	Sb:-0.062
I-1	Ni: 0.289	Ni: 0.316	Ni: 0.223	Ni: 0.264
I	Mn: 3.405	Mn: 3.718	Mn: 4.018	Mn: 3.705
I	Sb:-0.037	Sb:-0.045	Sb:-0.096	Sb:-0.062
I	In:-0.053	P : 0.015		
I+1	P :-0.022	In:-0.013		
I+2	In:-0.017	P :-0.011		
I+3	P :-0.012	In: 0.002		

84%. The case of the multilayers between the half-metallic zinc-blende CrAs or CrSe compounds and binary semiconductors is simpler since for these interfaces the large enhancement of the Cr spin moment kills the interface states [21].

3.1. NiMnSb/InP interfaces

The first case which I will study are the interfaces between NiMnSb and InP. In table 1 I have gathered the spin moments for the case of the MnSb/In and MnSb/P interfaces. “I” stands for the interface layers, +1 means moving one layer deeper in the semiconductor and -1 one layer deeper in the half-metallic spacer. In the case of the MnSb terminated half-metallic film there is a difference depending on the semiconductor termination. In the case of the In termination the Mn spin moment decreases considerably and is now $3.4\mu_B$ compared to the bulk value of $3.7\mu_B$. In the case of the P terminated InP film the spin moment of Mn at the interface is very close to the bulk value. In the case of the bulk NiMnSb the minority gap is created by the hybridization between the d -orbitals of the Ni and Mn atoms, but the Sb atom plays also a crucial role since it provides states lower in energy than the d bands which accommodate electrons of the transition metal atoms [5]. Moreover Mn and Ni atoms create a common majority band where there is a charge transfer from the Mn atoms towards the Ni ones. When I open the MnSb terminated surface each Mn atom loses 2 out of its 4 nearest Ni atoms and regains this charge which fills up mainly majority states and Mn spin moment at the surface is strongly enhanced reaching $4.0\mu_B$. In the case of the interfaces the final spin moment of the Mn atom at the interface depends on the hybridization with the neighboring atoms of the semiconductor. In the case of the In interface Mn minority d -states hybridise strongly with the In states and thus Mn spin moment is severely reduced and In shows a negative induced spin moment. In the case of P the situation is reversed and P has a positive induced spin moment. The Mn- d - P- p hybridization is not as strong as the Mn- d - In- p one and the Mn spin moment at the interface is close to the bulk value. I should also note that if I move deeper in the half-metallic film the spin moments regain their bulklike behavior while if I move deeper in the semiconductor film the induced spin moments quickly vanish.

In the case of MnSb-terminated (001) surface the spin polarization at the Fermi

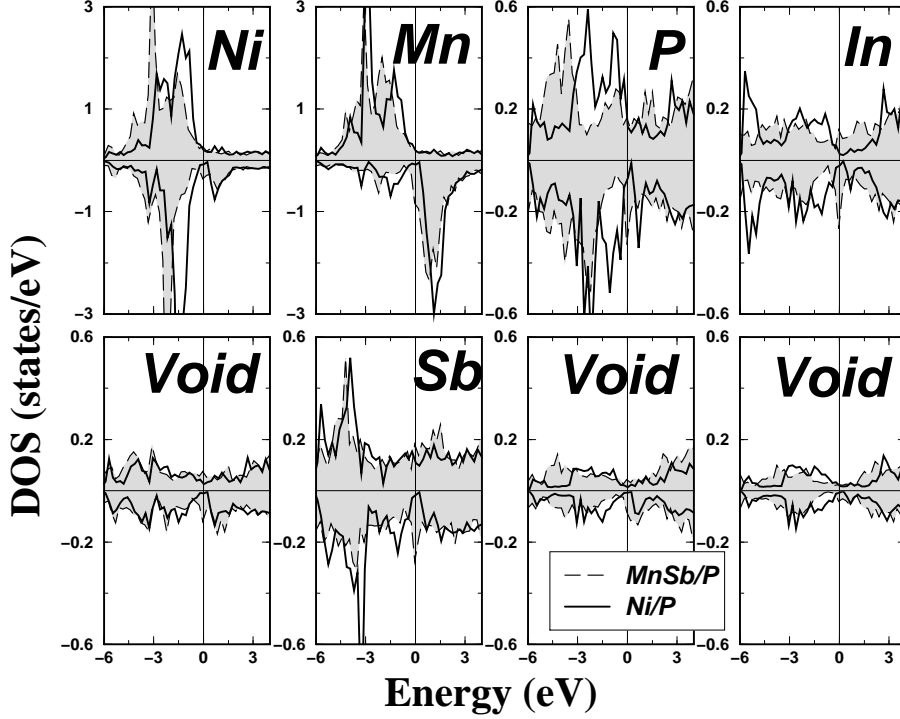


Figure 2. Atom- and spin-resolved DOS for the case of MnSb/P (dashed line filled with grey) and Ni/P (solid line) contacts for the two interface layers and one layer deeper in the half-metal and the semiconductor. The zero of the energy is chosen to correspond to the Fermi level. Positive values of the DOS correspond to the majority spin and negative to the minority.

level E_F was as high as 38% (the spin-polarization is defined with respect to the density of states $n(E)$: $P = \frac{n^\uparrow(E_F) - n^\downarrow(E_F)}{n^\uparrow(E_F) + n^\downarrow(E_F)}$ where \uparrow stands for the majority electrons and \downarrow for the minority electrons). There were two surface states at E_F [22] which destroyed the half-metallicity but still the majority electrons population at the Fermi level was double the one of the minority. In the case of the interfaces between MnSb-terminated NiMnSb and InP, the situation is completely different. The hybridization between the d -states of Mn and p -states of Sb with the p -states of either the In or the P atom at the interface is such that the net polarization at the interface is almost zero. This is clearly seen in figure 2 where I present with the dashed line the spin and atom resolved density of states of the atoms at the interface for a MnSb/P contact. There is a minority interface state pinned at the Fermi level which destroys the half-metallicity. In the case of Mn this state overlaps with the unoccupied minority Mn states and it is not easily distinguished but its existence is obvious if one examines the Ni and Sb DOS. The situation is similar also for the MnSb/In contact not shown here.

In the case of the Ni terminated NiMnSb films, situation is more bulklike than the case of the MnSb films. Already Ni interface atom has a spin moment of $0.29\mu_B$ in the case of an interface with In and $0.36\mu_B$ for an interface with P compared to the bulk value of $0.26\mu_B$. In the bulk case Ni has 4 Mn and 4 Sb atoms as first

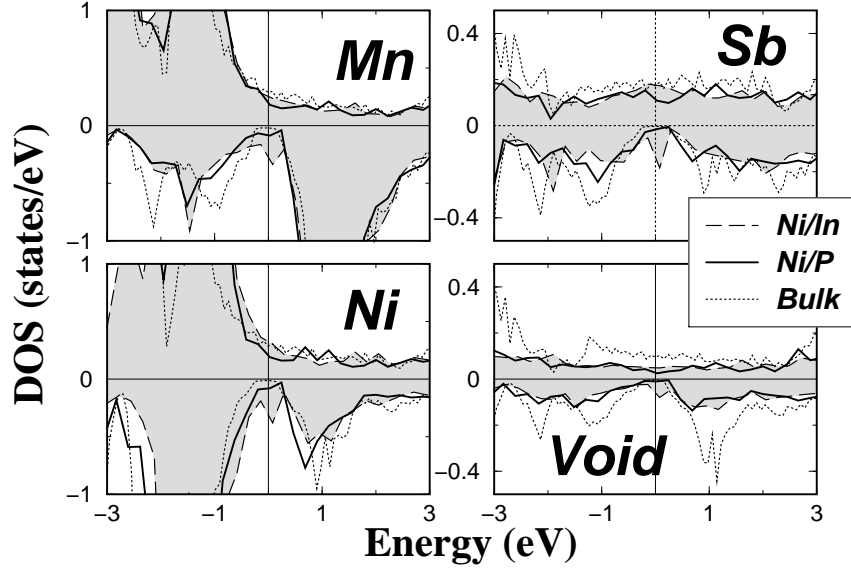


Figure 3. Spin and atom-resolved DOS for the Ni and Void atoms at the interface with In (dashed line filled with grey) or P (solid line) and the Mn and Sb atom at the subinterface layer. With the dotted line the bulk results from reference [5].

neighbors. When I open the Ni-terminated (001) surface the Ni atom at the surface loses half of its first neighbors but in the case of the interface with P its two lost Sb neighbors are replaced by two isovalent P atoms and the situation with the exception of Mn neighbors is very similar to the bulk. The Sb p bands low in energy now are not destroyed since P has a similar to Sb behavior and still they accommodate three transition metal d electrons. Thus the only change in the DOS comes from the missing two Mn neighboring atoms. The DOS in figure 2 for the Ni/P case is clearly very close to the bulk case and in figure 3 I have gathered the DOS for the Ni and Void at the interface and the Mn and Sb atoms at the subinterface layer for both Ni/In (dashed line filled with grey) and Ni/P (solid line) contacts and I compare them with the bulk results from reference [5]. In the case of the Ni/In interface there is an interface state pinned at the Fermi level which completely kills the spin polarization (P if I take into account the first two interface layers is ~ 0). In the case of the Ni/P interface the intensity of these interface states is strongly reduced and now the spin-polarization for the first two interface layers is 39% meaning that $\sim 70\%$ of the electrons at the Fermi level are of majority spin character.

3.2. $\text{Co}_2\text{CrAl}/\text{InP}$ interfaces

Picozzi and collaborators have extensively studied the interface between the full-Heusler alloy Co_2MnGe and the GaAs and Ge semiconductors [15]. Thus I will concentrate my study on the case of the CrAl-terminated $\text{Co}_2\text{CrAl}(001)$ film which is of particular interest. In a previous article (see reference [14]) I had shown that the CrAl (001) terminated surface was showing a very high degree of spin-polarization

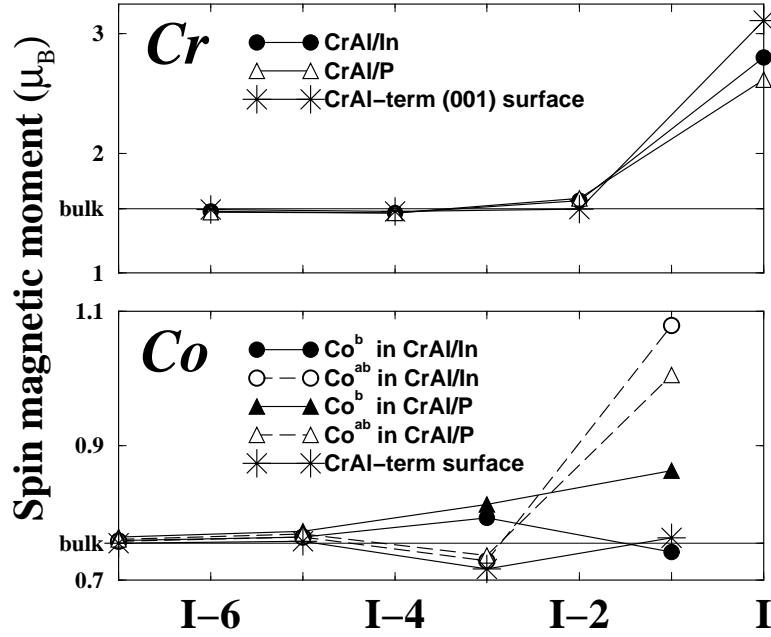


Figure 4. Atom-resolved spin moments in μ_B for Cr at the interface (I) and Co at the subinterface (I-1) layer and their variation in the film compared with the CrAl-terminated (001) surface. Co atoms can sit either at a “bridge” site (Co^b) or an “antibridge” site (Co^{ab}). With the straight horizontal line the bulk values.

compared to all other surfaces. The mechanism was quite simple: Cr was losing 4 out of the 8 first neighboring Co atoms and regained the charge it was giving away to cobalts in the bulk case. Most of this charge filled up Cr majority states and its spin moment was strongly enhanced and due to the stronger exchange splitting at the surface the unoccupied Cr states were pushed higher in energy and only the surface state due to the Al atoms survived. Actually a similar case happens at the interface but now the increase of the spin moment is smaller since Cr d -orbitals hybridise also with the In or P p -states at the interface. This is clearly seen in figure 4 where I have gathered the spin moments for the Cr and Co atoms for both interfaces with In and P. Cr spin moments at the interface are enhanced and reach $2.8\mu_B$ in the case of the interface with In and $2.6\mu_B$ in the case of the P interface as compared with the $3.1\mu_B$ of the Cr in the CrAl-terminated surface. The Cr atoms deeper in the half-metallic spacer have bulklike spin moments. In the case of the Co atoms the situation is more complicated. There are two inequivalent Co atoms the one at the “bridge” site (Co^b) and the one at the “antibridge” site (Co^{ab}). At the subinterface layer in general Co spin moments are strongly enhanced and the moments are larger for the Co atoms at the “antibridge” sites. If I add the spin moments of both inequivalent Co’s I notice that the sum is the same for both the CrAl/In and CrAl/P interfaces and around $2\mu_B$. If I take into account the band structure analysis for the bulk Co₂CrAl presented in reference [8] that means that both majority e_u states are occupied leading to a total Co spin moment of $2\mu_B$, while these non-bonding states are unoccupied for the minority

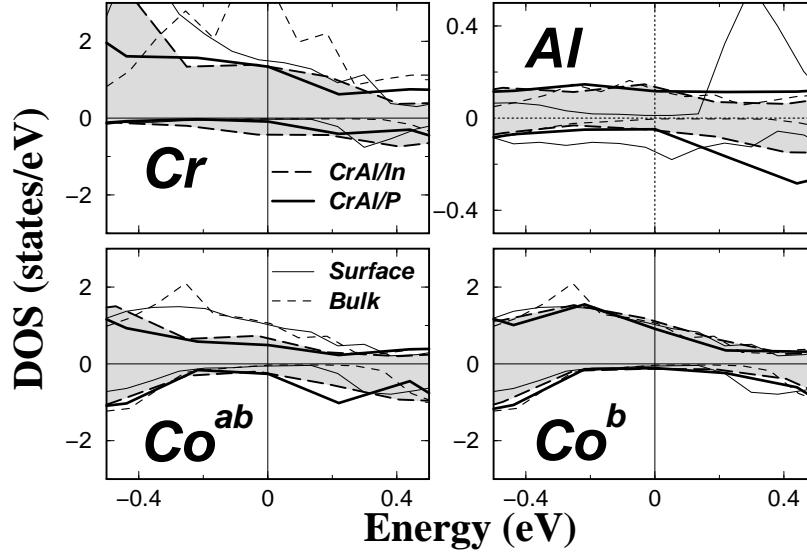


Figure 5. Spin and atom-resolved DOS for the Cr and Al atoms at the interface with In (long dashed line filled with grey) or P (thick solid line) and the Co atoms at the subinterface layer. With solid line the (001) CrAl surface and with the dashed line the bulk results from references [14] and [8], respectively.

band. In the case of the I-3 layer the average Co spin moment is equal to the bulk one and deeper in the film one finds again the bulk values.

The next question which arises is if this enhancement of the spin moment of Cr is enough to guarantee a high degree of spin polarization. In figure 5 I have plotted the DOS for the Cr and Al atoms at the interface and the Co atoms at the subinterface layer for both CrAl/In (dashed line filled with grey) and CrAl/P (thick solid line) contacts with respect to the surface (solid line) and bulk calculations (dashed line). At the Cr site the spin-polarization is almost 100% for the CrAl/P case and there is a small DOS for the CrAl/In. For the other three atoms the differences are small between the two different interfaces. Al atom shows a much higher spin polarization at the Fermi level with respect to the surface results while Co^{ab} shows the inverse behavior. Notice that the scale along the DOS axis for the Al atom is different than for the other three. To make all this more clear, in table 2 I have gathered the density of states at the Fermi level for all atoms at the interface for both CrAl/In and CrAl/P interfaces together with the results for the CrAl surface. Cobalt has a different behavior depending on which site it sits at and the ones at the “bridge” site behave like in the surface showing a higher spin polarization. As already mentioned the Cr spin-polarization is higher for the case of the contact with P than with In. In the semiconductor film the only noticeable effect is that when the In atom is at the interface it has a large negative spin-polarization while when it sits at the subinterface layer in the case of the CrAl/P contact its net spin-polarization is almost zero. In total the CrAl/In interface shows a spin polarization of 63% and the CrAl/P of 65% as compared to the 84% of the CrAl surface case. This means that in both interfaces more than 80% of the electrons at the Fermi level are of majority spin character and

Table 2. Number of states at the Fermi level in states/eV units for the atoms at the interface for the case of the CrAl/In and CrAl/P interfaces as ratios between majority (\uparrow) and minority (\downarrow) spins together with the results for the CrAl-terminated (001) surfaces. The last line is the spin-polarization P taking into account the interface layers and the subinterface ones.

	CrAl/In	CrAl/P	CrAl-surf
Co ^b (\uparrow / \downarrow)	1.18/0.13	0.91/0.10	1.03/0.06
Co ^{ab} (\uparrow / \downarrow)	0.72/0.12	0.49/0.26	1.03/0.06
Cr (\uparrow / \downarrow)	1.39/0.43	1.34/0.09	1.48/0.03
Al (\uparrow / \downarrow)	0.15/0.05	0.12/0.05	0.01/0.15
In (\uparrow / \downarrow)	0.09/0.25	0.07/0.06	–
Void (\uparrow / \downarrow)	0.09/0.08	0.02/0.01	–
P (\uparrow / \downarrow)	0.15/0.08	0.11/0.08	–
Void (\uparrow / \downarrow)	0.02/0.10	0.07/0.02	–
P ($\frac{\uparrow-\downarrow}{\uparrow+\downarrow}$)	63%	65%	84%

the interface holds a very high degree of spin-polarization.

4. Summary and conclusions

I have studied using a full-potential ab-initio technique the electronic and magnetic properties of the (001) interfaces between the half-metal NiMnSb (Co₂CrAl) and the binary semiconductor InP. In all cases the interface loses the half-metallicity but in the case of the Ni/P contact the Ni has a bulk like behavior since the P atoms substitute the cut-off Sb isovalent neighbors and 70% of the electrons are of majority-spin character at the Fermi level. MnSb-terminated interfaces on the other hand present very intense interface states which survive also deeper in the NiMnSb film.

The case of the Co₂CrAl/InP interfaces is more interesting. When the interface is made up from a CrAl layer then the Cr spin moment is strongly enhanced at the interface as was the case for the CrAl-terminated (001) surfaces. This enhancement limits the effect of the interface states and in both type of contacts (In or P as interface layer) the interface presents a very high spin-polarization of ~ 63 -65%, thus more than 80% of the electrons at the Fermi level are of majority spin character.

Interface states are important because there interaction with defects makes them conducting and lowers the efficiency of devices based on spin-injection. Thus building up interfaces with the highest spin-polarization possible like the ones proposed here is a perquisite but not a guarantee to get highly spin-polarized current in spin-injection experiments.

References

- [1] Žutić I, Fabian J and Das Sarma S 2004 *Rev. Mod. Phys.* **76** 323
- [2] Wunnicke O, Mavropoulos Ph, Zeller R and Dederichs P H 2004 *J. Phys.: Condens. Matter* **16** 4643; Wunnicke O, Mavropoulos Ph, Zeller R, Dederichs P H and Gründler D 2002 *Phys. Rev. B* **65** 241306; Mavropoulos Ph, Wunnicke O and Dederichs P H 2002 *Phys. Rev. B* **66** 024416
- [3] de Groot R A, Mueller F M, van Engen P G and Buschow K H J 1983 *Phys. Rev. Lett.* **50** 2024
- [4] Kulatov E and Mazin I I 1990 *J. Phys.: Condens. Matter* **2** 343; Halilov S V and Kulatov E T 1991 *J. Phys.: Condens. Matter* **3** 6363; Wang X, Antropov V P and Harmon B N 1994 *IEEE Trans. Magn.* **30** 4458; Youn S J and Min B I 1995 *Phys. Rev. B* **51** 10436; Antonov

- V N, Oppeneer P M, Yaresko A N, Perlov A Ya and Kraft Y 1997 *Phys. Rev. B* **56** 13012;
 Galanakis I, Ostanin S, Alouani M, Dreyssé H and Wills J M (2000) *Phys. Rev. B* **61** 4093
- [5] Galanakis I, Dederichs P H and Papanikolaou N 2002 *Phys. Rev. B* **66** 134428
- [6] Kirillova M N, Makhnev A A, Shreder E I, Dyakina V P and Gorina N B 1995 *Phys. Status Solidi (b)* **187** 231; Hanssen K E H M and Mijnders P E 1990 *Phys. Rev. B* **34** 5009; Hanssen K E H M, Mijnders P E, Rabou L P L M and Buschow K H J 1990 *Phys. Rev. B* **42** 1533
- [7] Miura Y, Nagao K and Shirai M 2004 *Phys. Rev. B* **69** 144113; Picozzi S, Continenza A and Freeman A J 2003 *Phys. Rev. B* **66** 094421; Ishida S, Fujii S, Kashiwagi S and Asano S 1995 *J. Phys. Soc. Japan* **64** 2152
- [8] Galanakis I, Dederichs P H and Papanikolaou N 2002 *Phys. Rev. B* **66** 174429
- [9] Bach P, Bader A S, Rüster C, Gould C, Becker C R, Schmidt G, Molenkamp L W, Weigand W, Kumpf C, Umbach E, Urban R, Woltersdorf G and Heinrich B 2003 *Appl. Phys. Lett.* **83** 521; Bach P, Rüster C, Gould C, Becker C R, Schmidt G and Molenkamp L W 2003 *J. Cryst. Growth* **251** 323
- [10] van Roy W, Wojcik M, Jedryka E, Nadolski S, Jalabert D, Brijs B, Borghs G and De Boeck J 2003 *Appl. Phys. Lett.* **83** 4214; van Roy W, de Boeck J, Brijs B and Borghs G 2000 *Appl. Phys. Lett.* **77** 4190; Schlomka J P, Tolan M and Press W 2000 *Appl. Phys. Lett.* **76** 2005; Ristoiu D, Nozières J P, Borca C N, Komatsu T, Jeong H -K and Dowben P A 2000 *Europhys. Lett.* **49** 624; Ristoiu D, Nozières J P, Borca C N, Borca B and Dowben P A 2000 *Appl. Phys. Lett.* **76** 2349; Giapintzakis J, Grigorescu C, Klini A, Manousaki A, Zorba V, Androulakis J, Viskadourakis Z and Fotakis C 2002 *Appl. Phys. Lett.* **80** 2716
- [11] Yang F Y, Shang C H, Chien C L, Ambrose T, Krebs J J, Prinz G A, Nikitenko V I, Gornakov V S, Shapiro A J and Shull R D 2002 *Phys. Rev. B* **65** 174410; Ambrose T, Krebs J J and Prinz G A 2000 *Appl. Phys. Lett.* **76** 3280; Raphael M P, Ravel B, Willard M A, Cheng S F, Das B N, Stroud R M, Bussmann K M, Claassen J H and Harris V G 2001 *Appl. Phys. Lett.* **70** 4396; Chen Y J, Basiaga D, O'Brien J R and Heiman D 2004 *Appl. Phys. Lett.* **84** 4301; Elmers H J, Fecher G H, Valdaitsev D, Nepijko S A, Gloskovskii A, Jakob G, Schönhense G, Wurmehl S, Block T, Felser C, Hsu P C, Tsai W L and Cramm S 2003 *Phys. Rev. B* **67** 104412
- [12] Wijs G A and de Groot R A 2001 *Phys. Rev. B* **64** R020402
- [13] Debernardi A, Peressi M and Baldereschi A 2003 *Mat. Sci. Eng. C* **23** 743
- [14] Galanakis I 2002 *J. Phys.: Condens. Matter* **14** 6329
- [15] Picozzi S, Continenza A and Freeman A J 2003 *J. Phys. Chem. Solids* **64** 1697; *ibid* 2003 *J. Appl. Phys.* **94** 4723
- [16] Zeller R, Dederichs P H, Újfalussy B, Szunyogh L and Weinberger P 1995 *Phys. Rev. B* **52** 8807
- [17] Papanikolaou N, Zeller R and Dederichs P H 2002 *J. Phys.: Condens. Matter* **14** 2799
- [18] Vosko S H, Wilk L and Nusair N 1980 *Can. J. Phys.* **58** 1200
- [19] Hohenberg P and Kohn W 1964 *Phys. Rev.* **136** B864; Kohn W and Sham L J 1965 *Phys. Rev.* **140** A1133
- [20] Zeller R 1997 *Phys. Rev. B* **55** 9400
- [21] Mavropoulos Ph, Galanakis I and Dederichs P H 2004 *J. Phys.: Condens. Matter* **16** 4261
- [22] Jenkins S J and King D A 2001 *Surf. Sci.* **494** L793