

Nonlinear ac conductivity of interacting 1d electron systems

Bernd Rosenow and Thomas Nattermann

Institut für Theoretische Physik, Universität zu Köln, D-50923 Germany

(Dated: August 2, 2004)

We consider low energy charge transport in one-dimensional (1d) interacting electron systems with both periodic and random potentials. Combining RG and instanton methods, we calculate the nonlinear ac conductivity and discuss the crossover between the nonanalytic field dependence of the electric current at zero frequency and the linear ac conductivity at small electric fields and finite frequency.

In 1d electron systems, the effect of both interactions and external potentials (periodic or random) is very pronounced, and a variety of unusual phenomena can be observed [1, 2]. For both types of potential the linear dc conductivity shows a power law dependence on temperature T at larger T [3, 4], but is exponentially small at low temperatures and vanishes at $T = 0$ [5, 7].

The low frequency physics of a system with *periodic* potential is characterized by an optical gap. Hence at zero temperature the ac conductivity vanishes for frequencies smaller than the gap, apart from a series of discrete resonances which appear for sufficiently strong repulsive interaction [8, 9]. For frequencies larger than the gap energy the linear conductivity shows a power law dependence on frequency. In systems with *random* pinning potential the gap is filled by localized states and hence the conductivity vanishes like $\sim \omega^2 \ln(1/\omega)^2$ [5, 6].

Much less is known about the *non-linear conductivity*. At zero temperature and frequency charge transport is only possible by tunneling of charge carriers, which can be described by instanton formation. The nonlinear dc-conductivity is characterized by $I \sim \exp(-E_0/E)$ for periodic [7] and by $I \sim \exp(-\sqrt{E_0/E})$ [10] for random pinning provided the system is coupled to a dissipative bath. Without such a coupling, the current was recently suggested to follow a double exponential decay [11].

In this letter, we calculate the low energy *non-linear ac conductivity* for both types of systems and discuss the crossover between linear ac response at small fields and nonlinear dc response at large fields. To be specific, we consider a charge density wave (CDW) or spinless Luttinger liquid (LL) pinned by a lattice potential which can be described by the quantum sine-Gordon model. We first scale the system to its correlation length, where the influence of the potential is strong and a semiclassical instanton calculation becomes possible. We correct an earlier result [12] for the nonlinear ac current. In the disordered case, the response is dominated by energetically low lying two level systems (TLS), whose dynamics is described by a Bloch equation. Microfabrication of quantum wires or 1d CDW systems [13] should allow to test our predictions experimentally.

The models we analyze are defined by the euclidean action

$$\frac{S}{\hbar} = \frac{1}{2\pi K} \int dx \int_0^{v\beta} dy \left[\left(\frac{\partial \varphi}{\partial x} \right)^2 + \left(\frac{\partial \varphi}{\partial y} \right)^2 \right] \quad (1)$$

$$-2u \cos(p\varphi + \zeta(x)) + \frac{2Ke_0}{v} \varphi E(y) \Big] + \frac{S_{\text{diss}}}{\hbar},$$

where we have rescaled time according to $v\tau \rightarrow y$. The dissipative part of the action describes coupling of the electron system to a dissipative bath, for example phonons. It is needed for energy relaxation in variable range hopping processes [14] and for equilibration in the presence of a strong ac field. The smooth part of the density is given by $\frac{1}{\pi} \partial_x \varphi$, and $p = 1, 2$ for CDWs and LLs, respectively. For the quantum sine-Gordon model, $\zeta(x) \equiv \text{const.}$, whereas for a disordered CDW or LL $\zeta(x)$ is equally distributed in the interval $[0, 2\pi]$ with correlation length equal to the lattice spacing a .

For $K > K_c(u)$ the potential is RG irrelevant and decays under the RG flow, while for $K < K_c(u)$ the potential is relevant and grows. For a periodic potential, $K_c(0) = 8/p^2$, while for a random potential $K_c(0) = 6/p^2$ [3]. We assume $K < K_c(u)$ and scale the system to a length $\xi = ae^{l^*}$, on which the potential is strong. After the scaling process, the parameters K , v , and u in Eq.1 are replaced by the effective, i.e. renormalized but not rescaled, parameters K_{eff} , v_{eff} , and u_{eff} .

We note that in the disordered case the ratio K/v and hence the compressibility $\kappa = \frac{K}{v\hbar\pi}$ is not renormalized due to a statistical tilt symmetry [15]. The compressibility $\kappa = \frac{\partial \rho}{\partial \mu}$ is used as a generalized density of states for interacting systems. Our calculations are valid for energies below the soliton energy $E_s = \frac{8\sqrt{u_{\text{eff}}}}{\pi^2 \kappa_{\text{eff}}}$ for the sine-Gordon model and below the generalized mean level spacing $\Delta_0 = \frac{1}{\kappa \xi}$ for the disordered model.

Periodic pinning: We consider a time dependent external field $E(t) = E_0 \cos(\omega t)$, which upon analytic continuation and rescaling turns into $(\tilde{\omega}_n = \omega_n/v_{\text{eff}})$ $E(y) = E_0 \cos(\tilde{\omega}_n y)$. It is necessary to continue both time and frequency analytically as otherwise one arrives at an unphysical result [12]. The linear ac conductivity of the sine-Gordon is characterized by an optical gap of width $2E_s$ [9]. For $K < 1/2$, a series of discrete resonances develops inside the gap. These resonances are due to kink-antikink bound states with charge zero but a finite dipole moment [8]. In the following, we calculate the nonlinear ac conductivity by generalizing the zero frequency instanton calculation [7, 16].

The wall width $1/\sqrt{p^2 u_{\text{eff}}} \approx \xi$ of an instanton solution to the action Eq.1 is for weak external fields much smaller

than the extension E_s/e_0E_0 of the instanton. Hence, the instanton action can be expressed in terms of the domain wall position $X(y)$ as

$$S_{\text{wall}} = \frac{E_s}{pv_{\text{eff}}} \oint dy \sqrt{1 + (\partial_y X)^2} - \frac{2e_0}{pv_{\text{eff}}} \int dy E(y) [X_+(y) - X_-(y)] . \quad (2)$$

Defining $\gamma_n = (2e_0E_0)/(E_s\tilde{\omega}_n)$, the equation of motion can be integrated to give

$$X_{\pm}(y) = \mp \gamma_n \int_{y_0}^y dz \frac{\sin \tilde{\omega}_n z}{\sqrt{1 - \gamma_n^2 \sin^2 \tilde{\omega}_n z}} . \quad (3)$$

For small frequencies $\tilde{\omega}_n$ with $\gamma_n > 1$, the domain of integration is bounded by the singularities $\pm y_0$ of the integrand and the solution corresponds indeed to an instanton with finite euclidean action (Fig. 1a). After the analytical continuation $\tilde{\omega}_n \rightarrow -i\omega$, $\gamma_n \rightarrow i\gamma$ the creation rate of kink antikink pairs is proportional to the negative exponential of the instanton action

$$P_E \sim e^{-\frac{2E_s^2\gamma}{pe_0E_0v_{\text{eff}}h}} , F(\gamma) = \int_0^{\text{arsinh} \frac{1}{\gamma}} du \sqrt{1 - \gamma^2 \sinh^2 u} . \quad (4)$$

The proportionality factor contains both the contribution of fluctuations of the instanton shape, of zero modes, and of the Jacobi determinant originating in the transition from an integral over the field φ to an integral over the domain wall position X [16, 17]. The dependence of the exponent on γ is displayed in Fig. 2, in the static limit $\gamma \rightarrow \infty$ our result agrees with that of Maki [7].

For calculating the current, one needs to compare P_E with the rate v_{eff}/L at which kinks and antikinks leave the sample. If $P_E \ll v_{\text{eff}}/L$, the current is $I \sim P_E$. For an ac field, the current simply follows the external field as long as one stays in the adiabatic regime $\omega \ll P_E$. In this regime, the ac current is calculated from Eq.4 by replacing $E_0 \rightarrow E(t)$. As the current is a nonlinear function of the electric field, higher harmonics are generated in this limit. For $P_E \ll \omega \ll v_{\text{eff}}/L$ on the other hand, the long term average is still given by the same relation but there is less than one kink-antikink pair per cycle of the external field.

In the opposite limit $v_{\text{eff}}/L \ll P_E$ or $v_{\text{eff}}/L \ll \omega$ one has to take into account accumulation of kink-antikink pairs inside the sample. The equilibrium density n_{eq} is then determined by a balance of kink production and annihilation. As both kinks and antikinks carry a topological quantum number, they cannot simply decay but only annihilate each other [18]. Pairwise annihilation gives rise to a decay rate $P_{\text{decay}} \sim n_{\text{eq}}^2$ and hence $n \sim \sqrt{P_E}$ in equilibrium. As kinks and antikinks are solitary waves, this annihilation is only possible in the presence of a dissipative bath. Both dc and ac current are then given by $I = n_{\text{eq}}e_0v_{\text{eff}}E$.

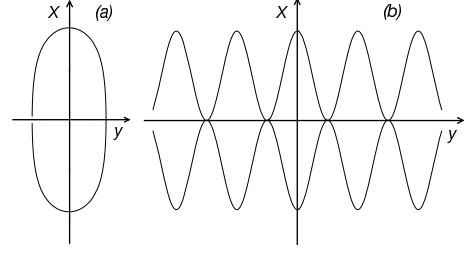


FIG. 1: Instantons in the presence of periodic pinning for different ratios $\gamma = \frac{2e_0E_0v_{\text{eff}}}{E_s\omega}$ of field strength to frequency. (a) $\gamma > 1$, the instanton is compressed y -direction due to the finite frequency. (b) $\gamma < 1$, the "instanton" has infinite extension and hence an infinite action.

For $\gamma < 1$ the period of the external field becomes shorter than the extension of the instanton in time direction, hence kink-antikink production via quantum tunneling stops. Instead, the "instanton" has infinite extension in time direction and hence an infinite action implying a vanishing current agreement with the notion of a gap in the linear conductivity [8, 9].

In the limit $\hbar\omega < 2E_s$, $\gamma < 1$, a finite temperature makes the action of the "instanton" in Fig. 1b finite, the thermal creation rate of kink antikink pairs is given by

$$P_T \sim e^{-\frac{2\beta E_s}{p} \frac{2}{\pi} E(-\gamma^2)} . \quad (5)$$

Here, $E(\varphi)$ denotes the complete elliptic integral of the second kind with $\frac{2}{\pi}E(0) = 1$. The gap characterizing this activated behavior is due to the creation of a kink-antikink pair visualized in Fig.1b. This behavior breaks down for frequencies $\hbar\omega > 2E_s$, for which resonant kink-antikink pairs can be excited. The equilibrium density of charge carriers is again proportional to $\sqrt{P_T}$ and thus characterized by a gap E_s in agreement with the Boltzmann weight for the excitation of states with that energy.

Disordered LL or CDW: On the length scale ξ , the elastic and disorder energy of the system can be described by an effective Hamiltonian [10]

$$H_{\text{eff}} = \frac{1}{2\pi^2\Delta_0} \sum_{i=1}^{L_0/\xi} [(\phi_{i+1} - \phi_i)^2 - 2\xi^2 u_{\text{eff}} \cos(p\phi_i - \zeta_i)] . \quad (6)$$

Here, u_{eff} is the disorder strength with $u_{\text{eff}} \xi^2 \gg 1$ and $\zeta_i \in [0, 2\pi]$ is a random phase. In the effective Hamiltonian Eq. 6, the disorder term dominates the kinetic term and the classical ground state of the system can be explicitly constructed [19]. One minimizes the cosine potential for each lattice site by choosing $\phi_i = \zeta_i + 2\pi n_i^0$ with integer n_i^0 . Excitations of the ground state are instantons, which change $n_i^0 \rightarrow n_i^0 \pm 1$ for sites with $i_0 < i < i_0 + L_x/\xi$. In the following, we specialize on rectangular instantons, which are characterized by their extension L_x in x -direction and L_y in time direction. In

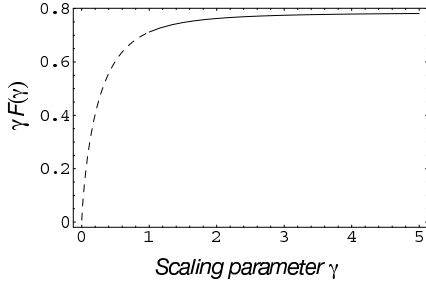


FIG. 2: Dependence of the exponent of P_E on $\gamma = \frac{2e_0 E_0 v_{\text{eff}}}{E_s \omega}$. For $\gamma < 1$ the instanton solution disappears, while for $\gamma \rightarrow \infty$ the zero frequency limit is recovered.

zero external field, the action of such an instanton is [10]

$$\frac{\Delta S}{\hbar} = (s_x(i_0) + s_x(i_0 + L_x)) L_y + 2s_\tau L_x. \quad (7)$$

Here, $s_\tau = 1/\xi_{\text{loc}}$ is the line tension for a wall with constant time coordinate, and $\xi_{\text{loc}} = p^2 \xi K_{\text{eff}}/2\pi$ is the localization length. For a wall with constant x , the line tension $s_x(i) = g_i s_\tau$ with $g_i \in [0, 1]$ depends randomly on position because of disorder effects. Pairs of sites with $g_i \ll 1$ correspond to energetically low lying excitations and form TLSs, which dominate the response to an external ac electric field with period $L_\omega = 2\pi/\tilde{\omega}_n$. A typical instanton is characterized by $L_x \sim \sqrt{L_y}$ [10, 14]. As L_y has to be of order L_ω , the action of such an instanton would be of order $\sqrt{L_\omega/\xi_{\text{loc}}}$. Thus, the current would be proportional to $\exp(-\sqrt{\Delta_0/\hbar\omega})$ and vanish exponentially for small frequencies. However, according to the Mott-Halperin law, the true frequency dependence should be proportional to $\omega^2 \ln^2(1/\omega)$ [5, 6]. Hence, we look for instantons with an exceptionally low $s_x(i) + s_x(i + L_x)$. On the classical level, this quantity can become arbitrarily small. Due to quantum mechanical fluctuations, energy levels repel each other and are separated at least by

$$t(L_x) = \Delta_0 \exp(-L_x/\xi_{\text{loc}}). \quad (8)$$

Level repulsion is described by a summation over all possible $L_x \times L_\omega$ instantons. Approximating $s_x(i) + s_x(i + L_x) \approx 0$, the probability for having exactly one rectangular instanton with extensions $L_\omega/2$, L_x within an interval of length L_ω is

$$P = \exp\left(-\frac{L_\omega}{2\xi} e^{-L_x/\xi_{\text{loc}}} - 2L_x/\xi_{\text{loc}}\right). \quad (9)$$

Minimizing with respect to L_x , one finds the optimal length $L_x = \xi_{\text{loc}} \ln(L_\omega/4\xi)$ and $P \sim \tilde{\omega}_n^2$. This proportionality of the tunneling probability to ω_n^2 is the essence of the Mott-Halperin law and replaces the interaction dependent powers of frequencies found for $\hbar\omega > \Delta_0$ [3].

By averaging over all possible positions of the instanton one finds the generalization Eq. 13 of the Mott-Halperin law to interacting systems. As the calculation

is somewhat involved, we do not report details here but derive the result in the framework of TLS physics in the next section, which also allows the calculation of nonlinear corrections.

We consider a TLS with spatial extension L_x and energies $\epsilon_1 = s_x(i_0)v_{\text{eff}}\hbar$, $\epsilon_2 = s_x(i_0 + L_x/\xi)v_{\text{eff}}\hbar$. Such a TLS is described by the Hamiltonian $\hat{H} = \hat{H}_0 + \hat{H}_E$ with

$$\hat{H}_0 = \frac{1}{2}(\epsilon_1 + \epsilon_2)\sigma_z - t(L_x)\sigma_x, \hat{H}_E = \frac{1}{2}e_0 L_x E \cos \omega t \sigma_z. \quad (10)$$

We treat \hat{H} in a real time formalism. Instantons in the imaginary time formalism correspond to the hopping of kinks from one level just below the chemical potential to another level just above the chemical potential. The position of the tunneling kink is measured by the operator $\hat{x} = \frac{1}{2}L_x\sigma_z$, and the current operator is given by $\hat{I} = \rho(\epsilon_1, \epsilon_2, L_x)e_0\dot{\hat{x}}$. Here, $\rho(\epsilon_1, \epsilon_2, L_x) = \frac{1}{\xi} \frac{d\epsilon_1}{d\Delta_0} \frac{d\epsilon_2}{d\Delta_0} \frac{dL_x}{d\xi}$ denotes the spatial density of two level systems. \hat{H}_0 is diagonalized by the unitary transformation $\exp(i\varphi\sigma_y/2)\hat{H}\exp(-i\varphi\sigma_y/2) \rightarrow \hat{H}$ with $\varphi = \arctan \frac{2t(L_x)}{\epsilon_1 + \epsilon_2}$. In the new basis, \hat{H}_0 corresponds to a static field in z -direction, and \hat{H}_E to an oscillating field with x -component proportional to $\sin \varphi$ and z -component proportional to $\cos \varphi$. The current I is given by the pseudospin component in y -direction. The pseudospin polarization \underline{p} of the TLS can be described by the Bloch equation

$$\frac{d}{dt} \underline{p} = -\frac{1}{\tau_0} (\underline{p} - \underline{p}_0) + \alpha \underline{p} \times \underline{E}. \quad (11)$$

Here, $\underline{E} = [E_0 \sin(\varphi) \cos(\omega t), 0, \frac{2\Delta}{eL_x} + E_0 \cos(\varphi) \cos(\omega t)]$, $\underline{p}_0 = [0, 0, -1]$, $\Delta = \sqrt{(\epsilon_1^2 + \epsilon_2^2)/4 + t^2(L_x)}$, $I = -\frac{1}{2}p_y \rho(\epsilon_1, \epsilon_2, L_x)e_0 L_x \frac{t(L_x)}{\hbar}$, and $\alpha = e_0 L_x/\hbar$. Inelastic processes are described by the phenomenological damping constant τ_0 . Solving Eq. 11 to order $O(E_0^3)$ [20], one finds the conductivity of a single type of TLS

$$\sigma_{\text{TLS}}(\omega; \epsilon_1, \epsilon_2, L_x) = \rho(\epsilon_1, \epsilon_2, L_x) \frac{e_0^2 L_x^2 t^2(L_x)}{2\hbar^2 \Delta} \cdot \frac{-i}{\omega - \frac{2\Delta}{\hbar} - i\frac{\hbar}{\tau_0}} \left[1 - \frac{1}{\hbar^2 \Delta^2} \frac{(e_0 L_x E_0 t(L_x))^2}{(\omega - \frac{2\Delta}{\hbar})^2 + \frac{1}{\tau_0^2}} \right]. \quad (12)$$

The reduction of the linear conductivity becomes effective for strong ac fields, when both states of the TLS are occupied with comparable probability. In order to calculate the conductivity of the disordered sample, we integrate over all possible parameter values ϵ_1 , ϵ_2 , and L_x and obtain the final result

$$\text{Re} \sigma_{\text{ac}}(\omega) = \frac{\pi e_0^2}{16\hbar} L_x^2(\omega) \xi_{\text{loc}} (\hbar\omega\kappa)^2 (1 - 2 \frac{e_0^2 L_x(\omega)^2 E_0^2}{\hbar^2/\tau_0^2}) \quad (13)$$

with the optimal tunneling length given by

$$L_x(\omega) = \xi_{\text{loc}} \ln \frac{2\Delta_0}{\hbar\omega}. \quad (14)$$

The linear part of Eq.13 is proportional to K_{eff}^5 and agrees with the result of Fogler [6]. For $e_0 E_0 L_x(\omega) \approx \hbar/\tau_0$, higher order terms become important and the ac current will saturate as function of E_0 . The magnitude of the nonlinear correction depends on the inelastic scattering rate τ_0 , which is due to the dissipative part in the action. For the calculation of the dc creep current, the inelastic line width \hbar/τ_0 has to be of the order of the energy $eE_0 L_x$, which sets the scale for energy dissipated in variable range hops. In this regime, nonlinear corrections to the ac conductivity are expected to be weak.

How does this formula connect to the creep current in strong fields? The calculation of the nonlinear dc conductivity [10] involves an optimal length scale $L_x(E) = \frac{1}{\sqrt{p\kappa e_0 E}}$ for tunneling processes. The crossover from ac to dc conductivity takes place when the two length scales $L_x(\omega)$ and $L_x(E)$ match, i.e. for a crossover frequency

$$\omega_{\times} = \frac{\Delta_0}{\hbar} e^{-L_x(E_0)/\xi_{\text{loc}}}. \quad (15)$$

For $\omega \approx \omega_{\times}$, the magnitude of the creep current $I_{\text{creep}} \sim \exp(-2L_x(E)/\xi_{\text{loc}})$ agrees with the magnitude of the ac current Eq.13, as the ω^2 term in Eq.13 matches the exponential dependence on field strength of I_{creep} . In the crossover region $\omega \approx \omega_{\times}$, there are two different types of TLS contributing to the current. In the ground state of a typical TLS with bare energy difference $\epsilon_1 + \epsilon_2 \approx \Delta_0 \xi/L_x(E) \gg t(L_x)$, most of the charge is localized at one of the levels. Under the influence of an external field, the charge hops *irreversibly* from one level to the other, as the hop is generally accompanied by an inelastic process. On the other hand, the ground state of a TLS with exceptionally low bare energy separation $\epsilon_1 + \epsilon_2 \leq t(L_x)$ is the even parity combination of wave functions centered around the individual levels, and absorption of a photon excites the TLS to the odd parity state.

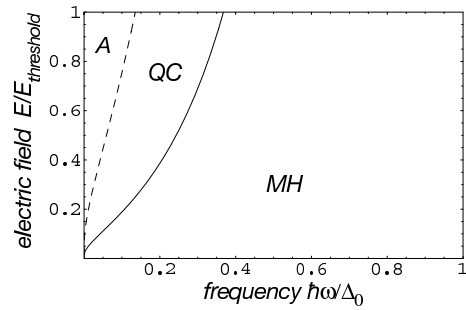


FIG. 3: Different transport regimes in a disordered CDW or LL with dissipation as a function of field strength in units of $E_{\text{threshold}} = \Delta_0/pe_0 K_{\text{eff}} \xi_{\text{loc}}$ and frequency: adiabatic quantum creep in A, quantum creep with increased current noise in QC, and ac conductivity following a Mott-Halperin law with saturation for large field strengths in MH.

In the creep regime, the time dependence of the current is calculated using the time dependent field in the formula for the dc current I_{creep} . The adiabatic regime is reached for frequencies smaller than the dc hopping rate I_{creep}/e_0 . While the average current is stronger than the current noise in the adiabatic regime, the current noise is stronger than the current for $I_{\text{creep}}/e_0 < \omega < \omega_{\times}$.

In summary, we have discussed the crossover from a nonlinear creep current in a stationary field to the linear ac response in 1d interacting electron systems. In the case of pinning by a lattice potential, the current vanishes when the period of the external electric field is smaller than the extension of instantons in time direction. For pinning by random impurities on the other hand, one finds a transition from a linear ac conductivity given by a generalized Mott-Halperin law to variable range hopping.

Acknowledgments: We thank T. Giamarchi, S. Malinin, and D. Polyakov for useful discussions.

-
- [1] T. Giamarchi, *Quantum Physics in One Dimension* (Oxford Univ. Press, 2003).
 - [2] G. Grüner, *Density Waves in Solids* (Addison-Wesley, New York, 1994).
 - [3] T. Giamarchi and H. J. Schulz, Phys. Rev. B **37**, 325 (1988).
 - [4] C. L. Kane and M. P. A. Fisher, Phys. Rev. B **46**, 15233 (1992).
 - [5] N.F. Mott, Philos. Mag. **17**, 1259 (1968); B.I. Halperin, as cited by Mott.
 - [6] M. Fogler, Phys. Rev. Lett. **88**, 186402 (2002).
 - [7] K. Maki, Phys. Rev. Lett. **39**, 46 (1977).
 - [8] H. Kleinert and K. Maki, Phys. Rev. B **19**, 6238 (1979).
 - [9] D. Controzzi, F.H.L. Essler, and A.M. Tsvelik, Phys. Rev. Lett. **86**, 680 (2001).
 - [10] T. Nattermann, T. Giamarchi, and P. Le Doussal, Phys. Rev. Lett. **91**, 056603 (2003).
 - [11] I.V. Gornyi, A.D. Mirlin, and D.G. Polyakov, eprint cond-mat/0407305 (2004).
 - [12] K. Maki, Phys. Rev. B **18**, 1641 (1978).
 - [13] E. Slot, H.S.J. van der Zant, K. O'Neill, and R.E. Thorne, Phys. Rev. B **69**, 073105 (2004).
 - [14] S. Malinin, T. Nattermann, and B. Rosenow, eprint cond-mat/0403651 (2004).
 - [15] U. Schultz, J. Villain, E. Brezin, and H. Orland, J. Stat. Phys. **51**, 1 (1988).
 - [16] J. S. Langer, Ann. Phys. (N.Y.) **41**, 108 (1967).
 - [17] H. Kleinert, *Path Integrals in Quantum Mechanics, Statistics and Polymer Physics* (World Scientific, Singapore, 1995).
 - [18] M. Büttiker, in proceedings of the MIDIT workshop on *Structure, Coherence and Chaos in Dynamical Systems*, eds. P.L. Christiansen and R.D. Parmentier (Manchester University Press, 1986).
 - [19] A. Glatz and T. Nattermann, Phys. Rev. B **69**, 115118 (2004).
 - [20] C. Cohen-Tannoudji, B. Diu, and F. Laloe, *Quantum Mechanics, Volume Two*, John Wiley (1977).