

# Evidence of Nodal Superconductivity in $\text{Na}_{0.35}\text{CoO}_2 \cdot 1.3\text{H}_2\text{O}$ : A Specific Heat Study

H. D. Yang<sup>1</sup>, J.-Y. Lin<sup>2</sup>, C. P. Sun<sup>1</sup>, Y. C. Kang<sup>1</sup>, C. L. Huang<sup>1</sup>, K. Takada<sup>3</sup>, T. Sasaki<sup>3</sup>, H. Sakurai<sup>4</sup> and E. Takayama-Muromachi<sup>4</sup>

<sup>1</sup>*Department of Physics, National Sun Yat Sen University, Kaohsiung 804, Taiwan, R.O.C.*

<sup>2</sup>*Institute of Physics, National Chiao Tung University, Hsinchu 300, Taiwan, R.O.C.*

<sup>3</sup>*Soft Chemistry Research Group, Advanced Materials Laboratory, National Institute for Materials Science, 1-1 Namiki, Tsukuba, Ibaraki 305-0044, JAPAN*

<sup>4</sup>*Superconducting Materials Center, National Institute for Materials Science  
1-1 Namiki, Tsukuba, Ibaraki 305-0044, Japan*

Comprehensive low-temperature specific heat data  $C(T, H)$  of  $\text{Na}_{0.35}\text{CoO}_2 \cdot 1.3\text{H}_2\text{O}$  with temperature  $T$  down to 0.6 K and the magnetic field  $H$  up to 8 T are presented. For the normal state, the values of  $\chi_n=13.94$  mJ/mol K<sup>2</sup>, and Debye temperature  $\Theta_D=362$  K are reported. At zero field, a very sharp superconducting anomaly was observed at  $T_c=4.5$  K with  $\Delta C/\chi_n T_c=1.45$ . The superconducting volume fraction is estimated to be 47.4 % based on the consideration of entropy balance at  $T_c$  for the second-order superconducting phase transition. In the superconducting state, the electronic contribution  $C_{es}$  at  $H=0$  can be well described by the model of the line nodal order parameter. In low  $H$ ,  $\delta\chi(H) \propto H^{1/2}$  which is also a manifestation of the line nodes. The behaviors of both  $T_c(H)$  and  $\chi(H)$  suggest the anisotropy of  $H_{c2}$  or possible crossovers or transitions occurring in the mixed state.

PACS numbers: 74.25.Bt; 74.25.Jb; 74.25.Op; 74.70.-b

$\text{Na}_x\text{CoO}_2 \cdot y\text{H}_2\text{O}$  [1] is probably the one of the most interesting superconductors since the high-temperature superconductors (HTSC's) [2] and  $\text{MgB}_2$  [3] were discovered. But unlike  $\text{MgB}_2$ , which superconducting mechanism was mainly understood within one year of its discovery, some of the fundamental questions about  $\text{Na}_x\text{CoO}_2 \cdot y\text{H}_2\text{O}$  still remain open at this moment in defiance of intensive theoretical and experimental efforts. The parent compound  $\text{Na}_x\text{CoO}_2$  has been known to be a strongly correlated electron system. By the intercalation of  $\text{H}_2\text{O}$  molecules between  $\text{CoO}_2$  planes, quasi two-dimensional superconductivity is induced in  $\text{CoO}_2$  planes similar to that in  $\text{CuO}_2$  planes of cuprates. On the other hand, with the triangular  $\text{CoO}_2$  planes rather than the nearly square  $\text{CuO}_2$  planes, there possibly exists new superconductivity. The theoretical studies thus follow at least two approaches. Some propose that  $\text{Na}_x\text{CoO}_2 \cdot y\text{H}_2\text{O}$  is a resonating valence bond superconductor [4-8], closely related to HTSC's. Others suggest new mechanisms like charge fluctuations, which could make  $\text{Na}_x\text{CoO}_2 \cdot y\text{H}_2\text{O}$  a distinct novel superconductor [9]. In principle, experimental studies of  $\text{Na}_x\text{CoO}_2 \cdot y\text{H}_2\text{O}$  could help distinguish some theoretical models from the others. However, the experimental studies so far have shown some contradictory results of pairing symmetry and its spin state even by the same technique (for example, NQR and NMR [10-13]).

The specific heat ( $C$ ) technique can probe the bulk properties of the samples and has been proven to be a powerful tool to investigate the pairing state of novel superconductors such as high- $T_c$  cuprates [14-17],  $\text{MgB}_2$  [18,19], and  $\text{MgCNi}_3$  [20].  $C(T, H)$  also provides the information about the quasiparticle excitation associated with the mixed state in magnetic fields. Although specific heat measurements of  $\text{Na}_x\text{CoO}_2 \cdot y\text{H}_2\text{O}$  were reported in several works [21-25], few of them presented data lower than 2 K and with the magnetic field ( $H$ ) dependence. However, the low- $T$  ( $T < 2$  K) data and those in  $H$  are supposed to be crucial to the elucidation of superconductivity in such a superconductor with  $T_c \sim 4.5$  K. To shed light on this

important issue, we have measured  $C(T, H)$  of  $\text{Na}_x\text{CoO}_2 \cdot y\text{H}_2\text{O}$  with the temperature down to 0.6 K and the magnetic field up to 8 T on several samples which were made in different batches. Typical results and analyses for one of the samples are presented and clearly show that the order parameter in  $\text{Na}_x\text{CoO}_2 \cdot y\text{H}_2\text{O}$  is unconventional.

Polycrystalline  $\text{Na}_x\text{CoO}_2 \cdot y\text{H}_2\text{O}$  powder was prepared and characterized as described in [1]. The composition was determined to be  $x=0.35$  and  $y=1.3$ . Thermodynamic  $T_c$  determined from  $C(T)$  is 4.5 K for the present sample (see below).  $C(T)$  was measured using a <sup>3</sup>He thermal relaxation calorimeter from 0.6 K to 10 K in magnetic fields  $H$  up to 8 T. A detailed description of the measurements can be found in Ref. [19]. Before measurements, the powder was kept in the environment of almost 100 % relative humidity with saturated NaCl solution. This treatment could be very crucial to preserve the water content and consequently the superconducting volume fraction. It was then cold pressed into pellets applying a pressure of about  $1.6 \times 10^4$  nt cm<sup>-2</sup> for  $C$  measurements. The samples was exposed to air with humidity above 50% for about 15 minutes or less during the procedure before being cooled down to low temperatures in a helium gas environment. Since the pellets were cold pressed rather than hot pressed, extra caution was taken on the thermal contact of the sample. Only pellets thinner than 0.5 mm with about 2 mg were used in  $C$  measurements. One sample was measured two days after the first run of the specific heat measurements. Both runs rendered identical  $C(T)$  within the resolution limit of the apparatus indicating the stability of the samples in liquid helium temperature.

$C(T)$  of  $\text{Na}_{0.35}\text{CoO}_2 \cdot 1.3\text{H}_2\text{O}$  down to 0.6 K with  $H=0$  to 8 T is shown in Fig. 1 as  $C/T$  vs.  $T^2$ . A pronounced superconducting anomaly was observed at  $T_c \sim 4.5$  K at  $H=0$  indicating the bulk superconductivity in the present sample similar to that of reported in Refs. [21-25], and persists with  $H$  at least up to 6 T.

To further analysis the data, the first step is to quantify the

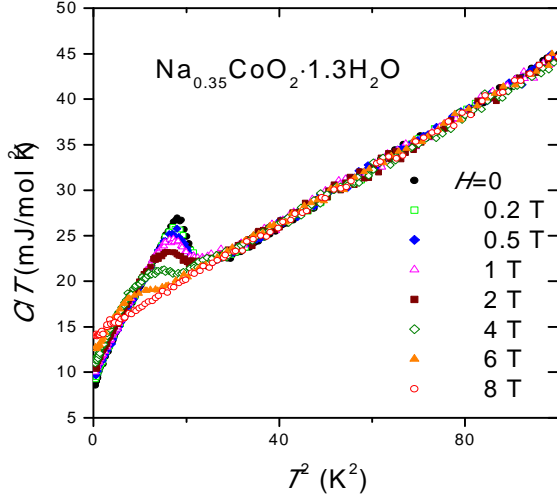


FIG. 1.  $C/T$  vs.  $T^2$  for  $\text{Na}_{0.35}\text{CoO}_2 \cdot 1.3\text{H}_2\text{O}$  both at zero field and in magnetic fields  $H$ .

normal state specific heat  $C_n(T)$ .  $C_n$  can be written as  $C_n(T) = \chi_n T + C_{\text{lattice}}$ , where  $C_{\text{lattice}} = ST^3 + DT^5$  represents the phonon contribution. Naively, one may try to obtain  $C_n$  by fitting the data above  $T_c$ . However, a more elaborate analysis is to take the entropy balance of the second order phase transition into consideration. This further elaboration naturally includes the low temperature  $C_n$  below  $T_c$  which is not directly measured at  $H=0$ . This further analysis results in  $\chi_n = 13.94 \pm 0.21$  mJ/mol K<sup>2</sup>,  $S = 0.295 \pm 0.007$  mJ/mol K<sup>4</sup> (corresponding to the Debye temperature  $\Theta_D = 362$  K) and  $D = (1.6 \pm 0.6) \times 10^{-4}$  mJ/mol K<sup>6</sup>. The resultant  $C_n$  is shown as the solid curve in Fig. 2, and the entropy balance is achieved as depicted in the inset of Fig. 3 by the integration of  $\delta C/T \equiv [C(H=0) - C_n(T)]/T$  with respect to  $T$  from  $T=0$  to  $T_c$ . It is interesting to note that  $C_n(T)$  determined by this way is very close to the data of  $H=8$  T as shown in Fig. 2. In fact, directly taking  $C(T, H=8$  T) as  $C_n$  would lead to only about 5 % entropy imbalance.

It is noted that  $C/T$  does not extrapolate to zero as  $T$  approaches zero at  $H=0$  suggesting that the superconducting volume is not 100% (Fig. 2). However, the peak is as sharp as that observed in many other well identified superconductors [18-20, 26]. Therefore, the existence of a well separated superconducting portion in the sample rather than a broad spread in  $T_c$  can be taken as a plausible assumption. The extrapolation of the solid line (the line nodal superconductivity model, discussed later) in Fig. 3 leads to  $\delta C(T=0)/T = -6.61$  mJ/mole K<sup>2</sup>. Considering only the superconducting fraction in the sample, the corresponding value of  $\chi_n$  should be appropriately taken as 6.61 mJ/mol K<sup>2</sup>, which is associated with the carriers participating the superconducting transition, rather than 13.94 mJ/mol K<sup>2</sup> which includes additional contribution from the nonsuperconducting fraction. In this context, the volume fraction of the superconducting portion can be estimated by  $(-\delta C(T=0)/T)/\chi_n = 6.61/13.94 = 47.4\%$ . This superconducting volume fraction is comparable to that of the best samples in the early era of HTSC's, and is larger than

many of the reported values in Refs. [21-25, 29] presumably due to the improved treatment of the sample quality and sample handling technique. The *normalized* dimensionless specific-heat jump at  $T_c$  is then  $\Delta C/\chi_n T_c \approx 43.1/(6.61 \times 4.5) = 1.45$ . This value of 1.45 is close to 1.43 of the isotropic *s*-wave and is larger than 1 of line nodal superconductivity, both in weak limit, respectively [27].

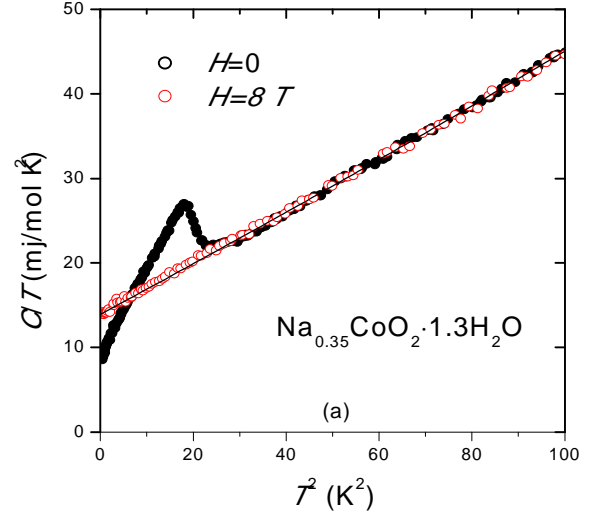


FIG. 2. The normal state specific heat  $C_n(T)$  is denoted as the solid line and compared with the data of  $H=0$  and 8 T.

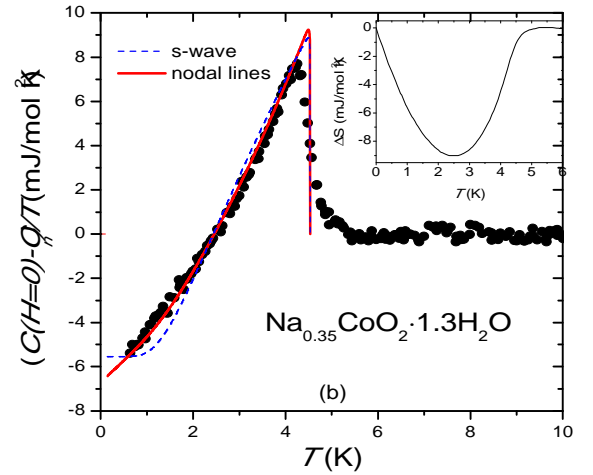


FIG. 3.  $\delta C/T \equiv [C(H=0) - C_n(T)]/T$  vs.  $T$  for  $\text{Na}_{0.35}\text{CoO}_2 \cdot 1.3\text{H}_2\text{O}$ . The dashed and solid lines are the fits according to the isotropic *s*-wave and line nodal order parameters, respectively. Inset: The entropy difference  $\Delta S$  is calculated by integrating  $\delta C(T)/T$  with respect to  $T$  according to the data above 0.6 K and the solid line below

0.6 K.

Fruitful information of the superconductivity in  $\text{Na}_{0.35}\text{CoO}_2 \cdot 1.3\text{H}_2\text{O}$  can be further deduced from  $\delta C(T)/T$  shown in Fig. 3. The dashed and solid lines are the fits by the model of the isotropic  $s$ -wave and the line nodal order parameters [27] with  $2\Delta/kT_c=3.8$  (moderate coupling) and 5.0 (strong coupling), respectively. It is demonstrated that the data from  $T_c$  down to  $T=0.6$  K are excellently described by the model of the line nodal order parameter. On the other hand, the dashed line of  $s$ -wave pairing deviates significantly from the data, especially at low temperatures. This deviation is due to the power law behavior of the data in  $T$  in contrast to the exponential  $T$  dependence in the  $s$ -wave scenario. This result of line nodal superconductivity in  $\text{Na}_{0.35}\text{CoO}_2 \cdot 1.3\text{H}_2\text{O}$  is also consistent with the recent muon spin relaxation measurements [28]. However, the analysis does not support the scenario of the order parameter with point nodes as suggested in Ref. [21]. At low temperatures,  $\delta C(T)/T$  is approximately linear with respect to  $T$  shown in Fig. 3. This behavior strongly suggests an  $rT^2$  term ( $r$  is a constant) in the superconducting electronic specific heat  $C_{es}$  as  $T \ll T_c$ , which is a characteristic of the line nodal order parameter as seen in HTSC's [14-17]. Though there might be sources of uncertainty in the  $rT^2$  term from the nonsuperconducting fraction, the observed  $r \approx 1.76$  mJ/mol K<sup>3</sup> from the present sample can be compared with  $r \approx 1.02$  mJ/mol K<sup>3</sup> from another sample with 26.6% superconducting volume fraction [29]. The scaling of the value of  $r$  with the superconducting volume fraction strongly suggests that the  $rT^2$  term in  $C_{es}$  is an intrinsic property of superconductivity in  $\text{Na}_{0.35}\text{CoO}_2 \cdot 1.3\text{H}_2\text{O}$ . Furthermore, it is of interest to compare the observed  $r$  with the estimated coefficient  $r \approx \kappa_n/T_c$  within nodal superconductivity scenario [15]. The observed  $r \approx 1.76$  mJ/mol K<sup>3</sup> is in good agreement with the estimated  $r \approx 6.61/4.5 = 1.47$  mJ/mol K<sup>3</sup>. Similar agreement was also observed in other line nodal superconductors such as  $\text{La}_{1.78}\text{Sr}_{0.22}\text{CuO}_4$  and  $\text{Sr}_2\text{RuO}_4$  [15,27]. Actually, the  $rT^2$  term appears in all the superconducting  $\text{Na}_x\text{CoO}_2 \cdot y\text{H}_2\text{O}$  samples we have measured.

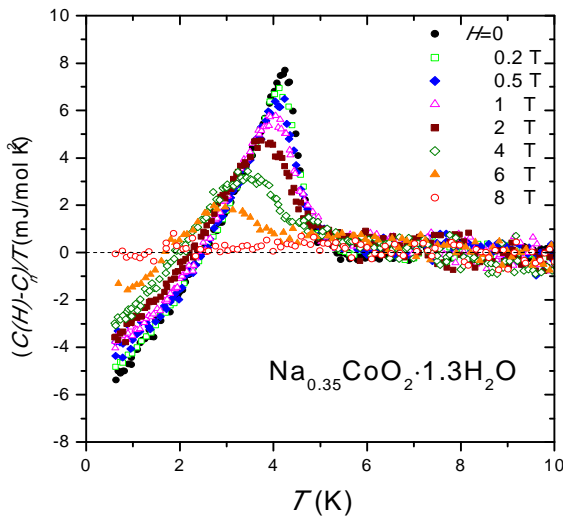


FIG. 4.  $\delta C(H)/T \equiv C(H)/T - C_{||}/T$  vs.  $T$  for

$\text{Na}_{0.35}\text{CoO}_2 \cdot 1.3\text{H}_2\text{O}$  in magnetic fields  $H$  up to 8 T.

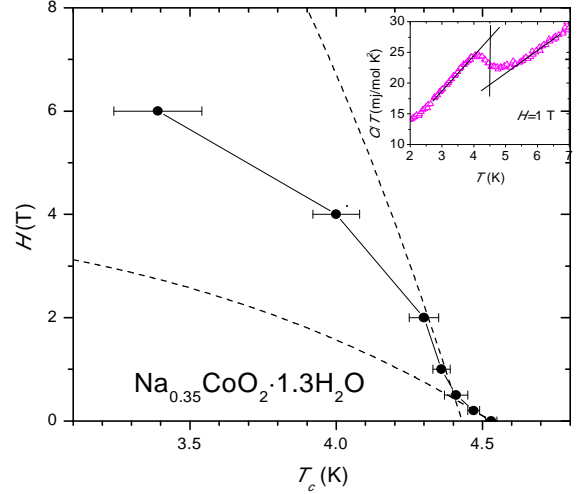


FIG. 5.  $T_c(H)$  is determined thermodynamically from  $C(T,H)$ . The dashed lines are the empirical estimates of the small and large slopes near  $T_c$  (see text). Inset shows the example how  $T_c(H)$  is determined by the local entropy balance for  $H=1$  T data.

In Fig. 1, no significant magnetic contribution such as the paramagnetic centers was observed in this sample in contrast to that observed in some samples [29]. This allows reliable analysis of the data in  $H$ . Figure 4 shows  $\delta C(T,H)/T$  of  $\text{Na}_{0.35}\text{CoO}_2 \cdot 1.3\text{H}_2\text{O}$  in magnetic fields up to 8 T.  $H$  gradually suppresses superconductivity with increasing quasiparticle contribution in  $C_{es}$  in the mixed state. For  $H=8$  T, superconductivity is largely suppressed, consistent with the magnetization measurements [30]. In addition, the entropy balance for each field was also checked for the data in Fig. 4. It was found that less than 10 % imbalance was observed for all fields. To further quantify the discussions,  $T_c(H)$  of  $\text{Na}_{0.35}\text{CoO}_2 \cdot 1.3\text{H}_2\text{O}$  is shown in Fig. 5. The  $H$  dependence of  $T_c$  is intriguing and also reveals fruitful information of the superconductivity in the mixed state. In low  $H$ , there is a change of the slope in the  $T_c-H$  curve at  $H \sim 0.5$  T. This slope change was actually observed in several polycrystalline samples from different sources by either  $C$  or  $M$  measurements [29,31,32], and appears to be genuine. The two dashed lines in Fig. 5 give qualitative descriptions by the empirical fit of the small and large slopes near  $T_c$  with  $H_{c2}(0) \sim 4$  and 20 T, respectively. These two values of  $H_{c2}$  from different slopes are consistent with those of  $H_{c2}/c$  and  $H_{c2}/ab$  from experiments on single crystals [23,33,34]. In higher field  $H > 2$  T, the faster  $T_c$  suppression than estimation from the large slope is also consistent with the single crystal experiments, and suggests a Pauli paramagnetic limit  $H_p \approx 8.3$  T. Therefore, a possible source of the slope change could be the anisotropy of  $H_{c2}$  along different crystalline directions. Another proposed scenario is an  $H$ -induced phase transition, probably from the singlet to triplet pairing [32]. However, how this scenario reconciles with the high  $H$  results of  $T_c(H)$  and  $\kappa(H)$  deserves further investigation.

Figure 6 shows the  $H$  dependence of  $\kappa(H)$  obtained from the linear extrapolation of the data from  $T \leq 1.5$  K down to  $T=0$  in

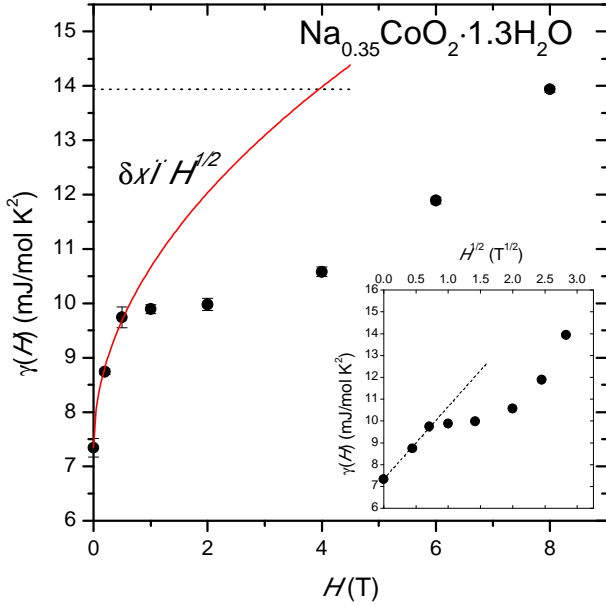


FIG. 6.  $\kappa(H)$  vs.  $H$  for  $\text{Na}_{0.35}\text{CoO}_2 \cdot 1.3\text{H}_2\text{O}$ . The fits by  $\delta\kappa(H) \propto H^{1/2}$  for low  $H$  is shown as the solid line. The horizontal dot line denotes the normal state  $\kappa_n$ . Inset:  $\kappa(H)$  vs.  $H^{1/2}$ . The dashed line is the linear fit of the data with  $H \leq 0.5$  T.

Fig. 1. A rapid increase of  $\kappa(H)$  in low  $H$  is followed by a very slow increase in  $0.5 \text{ T} < H < 2 \text{ T}$ . Furthermore,  $d\kappa(H)/dH$  becomes large again for  $H > 2 \text{ T}$ . The  $H$  dependence of  $\kappa(H)$  in Fig. 6 actually reveals the corresponding mixed-state behavior of  $T_c(H)$  in Fig. 5. In principle, the quasiparticle contribution to  $C_{es}$  should increase correspondingly with  $T_c$  suppression in  $H$ . Therefore, the consistency between the results in Figs. 5 and 6 convincingly suggests the crossovers or transitions in the mixed state. This complexity in the mixed state could partially resolve the discrepancies in different NQR and NMR experiments [10-13]. To extract more quantitative information from  $\gamma(H)$ ,  $\kappa(H)$  vs.  $H^{1/2}$  was plotted as the inset of Fig. 6. It can be clearly seen that the low  $H$  data follow  $\delta\gamma(H) \equiv \kappa(H) - \kappa(0) \propto H^{1/2}$  until  $H > 0.5 \text{ T}$ . This  $H^{1/2}$  dependence is a manifestation of nodal line order parameter and has been observed in HTSC's and  $\text{Sr}_2\text{RuO}_4$  [14-17, 26, 27]. The solid line is a fit of data for  $H \leq 0.5 \text{ T}$  to  $\kappa(H) = \kappa(0) + AH^{1/2}$ . This fit leads to  $A = 3.32 \text{ mJ/mol K}^2 \text{ T}^{1/2}$ . This experimental value is in good agreement with the theoretical estimation on  $A$  of the line nodal superconductivity, where  $A \approx \kappa_0/H_{c2}^{1/2} = 6.61/4^{1/2} = 3.3 \text{ mJ/mol K}^2 \text{ T}^{1/2}$  [15, 35] and  $H_{c2}/c = 4 \text{ T}$  is taken from Fig. 5. It is interesting to note that this fitted  $\kappa(H)$  reaches the normal state  $\kappa_n = 13.94 \text{ mJ/mol K}^2$  at  $H = 3.95 \text{ T}$ , not far from the previous estimated  $H_{c2}/c = 4 \text{ T}$  (see Fig. 6).

To conclude, the comprehensive specific heat studies on high quality  $\text{Na}_{0.35}\text{CoO}_2 \cdot 1.3\text{H}_2\text{O}$  polycrystalline sample have established several fundamental properties of the superconducting  $\text{Na}_{0.35}\text{CoO}_2 \cdot 1.3\text{H}_2\text{O}$ . Both  $\delta C/T$  at  $H=0$  and  $\kappa(H)$  in low magnetic fields reveal convincing evidence of the

nodal lines in the superconducting order parameter. The in-field data further suggest the anisotropy of  $H_{c2}$  or possible crossovers or transitions in the mixed state. Elucidation of these properties would certainly benefit future theoretical and experimental researches on this interesting and unusual superconductor.

We are grateful to C. Y. Mou, T. K. Lee, and B. Rosenstein for indispensable discussions. This work was supported by National Science Council, Taiwan, Republic of China under contract Nos. NSC92-2112-M-110-017 and NSC92-2112-M-009-032.

- [1] K. Takada, H. Sakurai, E. Takayama-Muromachi, F. Izumi, R. A. Dilanian, and T. Sasaki, *Nature* **422**, 53 (2003).
- [2] J. G. Bednorz and K. A. Muller, *Z. Phys. B* **64**, 189 (1986).
- [3] J. Nagamatsu, N. Nakagawa, T. Muranaka, Y. Zenitani, and J. Akimitsu, *Nature* **410**, 63 (2001).
- [4] R. E. Schaak, T. Klimczuk, M. F. Foo, and R. J. Cava, *Nature* **424**, 527 (2003).
- [5] G. Baskaran, *Phys. Rev. Lett.* **97**, 97003 (2003).
- [6] Q.-H. Wang, D. -H. Lee, and P. A. Lee, *Phys. Rev. B* **69**, 92504 (2004).
- [7] B. Kumar and B. S. Shastry, *Phys. Rev. B* **68**, 104508 (2003).
- [8] A. Tanaka and X. Hu, *Phys. Rev. Lett.* **91**, 257006 (2003).
- [9] Y. Tanaka, Y. Yanase, and M. Ogata, *J. Phys. Soc. Jpn* **73**, 319 (2004).
- [10] Y. Kobayashi, M. Yokoi, and M. Sato, *J. Phys. Soc. Jpn* **72**, 2161 (2003); *J. Phys. Soc. Jpn* **72**, 2453 (2003).
- [11] T. Waki, C. Michika, M. Kato, K. Yoshimura, K. Takada, H. Sakurai, E. Takayama-Muromachi, and T. Sasaki, *cond-mat/0306036*.
- [12] T. Fujimoto, G. Q. Zhang, Y. Kitaoka, R. L. Meng, J. Cmaidalka, C. W. Chu, *Phys. Rev. Lett.* **92**, 047004 (2004).
- [13] K. Ishida, Y. Ihara, Y. Maeno, C. Michioka, M. Kato, K. Yoshimura, K. Takada, T. Sasaki, H. Sakurai, and E. Takayama-Muromachi, *J. Phys. Soc. Jpn.* **72**, 3041 (2003).
- [14] K. A. Moler, D. L. Sisson, J. S. Urbach, M. R. Beasley, and A. Kapitulnik, *Phys. Rev. B* **55**, 3954 (1997).
- [15] S. J. Chen, C. F. Chang, H. L. Tsay, H. D. Yang, and J.-Y. Lin, *Phys. Rev. B* **58**, R14 753 (1998).
- [16] B. Revaz, J.-Y. Genoud, A. Junod, A. Erb, and E. Walker, *Phys. Rev. Lett.* **80**, 3364 (1998).
- [17] D. A. Wright, J. P. Emerson, B. F. Woodfield, J. E. Golden, R. A. Fisher, and N. E. Phillips, *Phys. Rev. Lett.* **82**, 1550 (1999).
- [18] F. Bouquet, R. A. Fisher, N. E. Phillips, D. G. Hinks, and J. D. Jorgensen, *Phys. Rev. Lett.* **87**, 047001 (2001).
- [19] H. D. Yang, J.-Y. Lin, H. H. Li, F. H. Hsu, C.-J. Liu, S.-C. Li, R.-C. Yu and C.-Q. Jin, *Phys. Rev. Lett.* **87**, 167003 (2001).
- [20] J.-Y. Lin, P. L. Ho, H. L. Huang, P. H. Lin, Y. -L. Zhang, R. -C. Yu, C. -Q. Jin, and H. D. Yang, *Phys. Rev. B* **67**, 52501 (2003).
- [21] G. Cao, C. Feng, Y. Xu, W. Lu, J. Shen, M. Fang, and Z. Xu, *J. Phys. Condens. Matter* **15**, L519 (2003).

- [22] R. Jin, B. C. Sales, P. Khalifah, and D. Mandrus, Phys. Rev. Lett. **91**, 217001 (2003).
- [23] F. C. Chou, J. H. Cho, P. A. Lee, E. T. Abel, K. Matan, and Y. S. Lee, Phys. Rev. Lett. **92**, 157004 (2003)..
- [24] B. G. Ueland, P. Schiffer, R. E. Schaak, M. L. Foo, V. L. Miller, and R. J. Cava, Physica C **402**, 27 (2004).
- [25] B. Lorenz, J. Cmaidalka, R. L. Meng, and C. W. Chu, Physica C **402**, 106 (2004).
- [26] H. D. Yang and J.-Y. Lin, J. Phys. Chem. Solid. **62**, 1861 (2001).
- [27] S. Nishizaki, Y. Maeno, and Z. Mao, J. Phys. Soc. Jpn. **69**, 572 (2000).
- [28] A. Kanigel, A. Keren, L. Patdagan, K. B. Chashka, P. King, and A. Amato, Phys. Rev. Lett. **92**, 257007 (2004).
- [29] H. D. Yang, J.-Y. Lin, C. P. Sun, Y. C. Kang, and K. Takada, T. Sasaki, H. Sakurai and E. Takayama-Muromachi, unpublished.
- [30] H. Sakurai *et al.*, Magnetization measurements on a sample from the same batch with  $T_c=4.2$  show negligible trace of superconductivity at  $H=7$  T; unpublished.
- [31] H. Sakurai, K. Takada, S. Yoshii, T. Sasaki, K. Kindo, and E. Takayama-Muromachi, Phys. Rev. B **68**, 132507 (2003).
- [32] M. M. Macaaka, M. Mierzejewski, B. Andrzejewski, M. L. Foo, T. Klimczuk, and R. J. Cava, cond-mat/0402503.
- [33] P. Badica, T. Kondo, K. Togano, K. Yamada, cond-mat/0402235.
- [34] T. Sasaki, P. Badica, N. Yoneyama, K. Yamada, K. Togano, N. Kobayashi, cond-mat/0402355.
- [35] G. E. Volovik, JETP Lett. **58**, 469 (1993).