

# Kubo formula for Floquet states and photoconductivity oscillations in a 2D electron gas.

Manuel Torres

*Instituto de Física, Universidad Nacional Autónoma de México, Apdo. Postal  
20-364, México D.F. 01000, México*

Alejandro Kunold

*Departamento de Ciencias Básicas, Universidad Autónoma  
Metropolitana-Azcapotzalco, Av. S. Pablo 180, México D.F. 02200, México*

---

## Abstract

The recent discovery of the microwave induced vanishing resistance states in a two dimensional electron system (2DES) is an unexpected and surprising phenomena. In these experiments the magnetoresistance of a high mobility 2DES under the influence of microwave radiation of frequency  $\omega$  at moderate values of the magnetic field, exhibits strong oscillations with zero-resistance regions governed by the ratio  $\omega/\omega_c$ , where  $\omega_c$  is the cyclotron frequency. In this work we present a model for the photoconductivity of a two dimensional electron system (2DES) subjected to a magnetic field. The model includes the microwave and Landau contributions in a non-perturbative exact way, impurity scattering effects are treated perturbatively. In our model, the Landau-Floquet states act coherently with respect to the oscillating field of the impurities, that in turn induces transitions from levels below Fermi to levels above it. Based on this formalism, we provide a Kubo-like formula that takes into account the oscillatory Floquet structure of the problem. We discuss results related with the recently discovered zero-resistance states. We also analyze the dependence of the results on the microwave power and polarization.

*Key words:* microwave assisted zero resistance, Hall

*PACS:* 73.20.At, 05.60.-k, 72.15.Rn

---

Two-dimensional electron systems (2DES) in a perpendicular strong magnetic field have been extensively studied in relation with the quantum Hall

---

*Email addresses:* [torres@fisica.unam.mx](mailto:torres@fisica.unam.mx) (Manuel Torres),  
[akb@correo.azc.uam.mx](mailto:akb@correo.azc.uam.mx) (Alejandro Kunold).

effect. Recently, two experimental groups [1,3,2,5], reported the observation of a novel phenomenon: the existence of zero-resistance states in an ultraclean  $GaAs/Al_xGa_{1-x}As$  sample subjected to microwave radiation and moderate magnetic fields. The magnetoresistance exhibits strong oscillations with regions of zero resistance governed by the ratio  $\omega/\omega_c$ , where  $\omega_c$  is the cyclotron frequency. According to Zudov *etal.*, the oscillation amplitudes reach maxima at  $\omega/\omega_c = j$  and minima at  $\omega/\omega_c = j + 1/2$ , for  $j$  an integer. On the other hand Mani. *etal.* reported also a periodic oscillatory behavior, but with maxima at  $\omega/\omega_c = j - 1/4$  and minima at  $\omega/\omega_c = j + 1/4$ .

In spite of a large number of theoretical works, a complete understanding has not yet been achieved. A pioneering work put forward by Ryzhii [7,8] predicted the existence of negative-resistance states. Durst and collaborators [9] found also negative-resistance states in a diagrammatic calculation of the photoexcited electron scattered by a disorder potential. A possible connection between the calculated negative-resistance states and the observed vanishing resistance was put forward in reference [10], noting that a general analysis of Maxwell equations shows that negative resistance induces an instability that drives the system into a zero-resistance state.

In this work we present a model which includes the Landau and radiation contribution (in the long-wavelength limit) in a non-perturbative exact way. Impurity scattering effects are treated perturbatively. With respect to the Landau-Floquet states, the impurities act as coherent oscillating field which induces the transitions that proved to be essential in order to reproduce the observed oscillatory behavior of the magnetoresistance. Based on this formalism a Kubo-like expression for the conductance that incorporates impurity scattering in the usual Born approximation approach is provided. Our results display a strong oscillatory behavior for  $\rho_{xx}$  with negative resistance regions. We find that  $\rho_{xx}$  vanishes at  $\omega/\omega_c = j$  for  $j$  integer. The oscillations follow a pattern with minima at  $\omega/\omega_c = j + \epsilon$ , and maxima at  $\omega/\omega_c = j - \epsilon$ , adjusted with  $\epsilon \approx 1/10$ . We also analyze the dependence of the results on the microwave power and polarization as well as on the temperature.

## 1 The Model

We consider the motion of an electron in two dimensions subject to a uniform magnetic field  $\mathbf{B}$  perpendicular to the plane and driven by microwave radiation. In the long-wave limit the dynamics is governed by the Schrödinger equation

$$i\hbar \frac{\partial \Psi}{\partial t} = H\Psi = \left[ H_{\{B,\omega\}} + V(\mathbf{r}) \right] \Psi, \quad (1)$$

here  $H_{\{B,\omega\}}$  is the Landau hamiltonian coupled to the radiation field (with  $\lambda \rightarrow \infty$ ) and  $V(\mathbf{r})$  is any potential that can be decomposed in a Fourier expansion. The method applies in general if  $V(\mathbf{r})$  includes various possible effects such as: lattice periodic potential, finite wave-length corrections, impurity scattering, etc, however as it will be lately argued, the impurity scattering is the most likely explanation for the recent experimental results. Then we write  $V(\mathbf{r})$  as

$$V(\mathbf{r}) = \sum_i \int d^2q V(\mathbf{q}) \exp\{i\mathbf{q} \cdot (\mathbf{r} - \mathbf{r}_i)\}, \quad (2)$$

here  $\mathbf{r}_i$  is the position of the  $i$ th impurity and the explicit form of  $V(\mathbf{q})$  depends of the mechanism that applies under the particular physical conditions, some examples will be consider in section (3).  $H_{\{B,\omega\}}$  is then written as

$$H_{\{B,\omega\}} = \frac{1}{2m^*} \mathbf{\Pi}^2, \quad \mathbf{\Pi} = \mathbf{p} + e\mathbf{A}, \quad (3)$$

$m^*$  is the effective electron mass and the vector potential  $\mathbf{A}$  includes the external magnetic field and radiation field (in the  $\lambda \rightarrow \infty$  limit) contributions

$$\mathbf{A} = -\frac{1}{2}\mathbf{r} \times \mathbf{B} + Re \left[ \frac{\mathbf{E}}{\omega} \exp\{-i\omega t\} \right]. \quad (4)$$

The system posed by  $H_{\{B,\omega\}}$  can be recast as a forced harmonic oscillator, a problem that was solved long time ago by Husimi [11]. Following the formalism developed in references [12,13], we introduce a canonical transformation to new variables  $Q_\mu, P_\mu$ ;  $\mu = 0, 1, 2$ , according to

$$\begin{aligned} Q_0 &= t, & P_0 &= i\partial_t + e\Lambda_0, \\ \sqrt{eB}Q_1 &= \Pi_y, & \sqrt{eB}P_1 &= \Pi_x, \\ \sqrt{eB}Q_2 &= p_x + e\Lambda_x - e \int^t E_x dt', & \sqrt{eB}P_2 &= p_y + e\Lambda_y - e \int^t E_y dt', \end{aligned} \quad (5)$$

where the dual potential  $\Lambda_\mu$  is defined by

$$\begin{aligned} \Lambda_0 &= \phi + \mathbf{r} \cdot \mathbf{E}, \\ \Lambda_x &= A_x + By + \int^t E_x dt', & \Lambda_y &= A_y - Bxt + \int^t E_y dt'. \end{aligned} \quad (6)$$

It is easily verified that the transformation is indeed canonical, the new variables obey the commutation rules: and  $-[Q_0, P_0] = [Q_1, P_1] = [Q_2, P_2] = i\hbar B$ ; all other commutators being zero. The inverse transformation gives

$$x = \frac{l_B^2}{\hbar} (eQ_1 - P_2), \quad y = \frac{l_B^2}{\hbar} (eQ_2 - P_1). \quad (7)$$

The operators  $(Q_\mu, P_\mu)$  can be identified with the generators of the electric-magnetic translation symmetries [14,15]. Final results are independent of the

selected gauge. From the operators in Eq. (5) we construct two pairs of harmonic oscillator-like ladder operators:  $(a_1, a_1^\dagger)$ , and  $(a_2, a_2^\dagger)$  with:

$$a_1 = \sqrt{\frac{1}{2\hbar B}} (P_1 - iQ_1), \quad a_2 = \sqrt{\frac{1}{2\hbar B}} (P_2 - iQ_2), \quad (8)$$

obeying:  $[a_1, a_1^\dagger] = [a_2, a_2^\dagger] = 1$ , and  $[a_1, a_2] = [a_1, a_2^\dagger] = 0$ .

It is now possible to find a unitary transformation that exactly diagonalizes  $H_{\{B, \omega\}}$ , it yields

$$W^\dagger H_{\{B, \omega\}} W = \omega_c \left( \frac{1}{2} + a_1^\dagger a_1 \right) \equiv H_0, \quad (9)$$

with the cyclotron frequency  $\omega_c = eB/m^*$  and the  $W(t)$  operator given by

$$W(t) = \exp\{i\eta_1 Q_1\} \exp\{i\xi_1 P_1\} \exp\{i\eta_2 Q_2\} \exp\{i\xi_2 P_2\} \exp\{i \int^t \mathcal{L} dt'\}, \quad (10)$$

where the functions  $\eta_i(t)$  and  $\xi_i(t)$  represent the solutions to the classical equations of motion that follows from the variation of the Lagrangian

$$\mathcal{L} = \frac{\omega_c^2}{2} (\eta_1^2 + \zeta_1^2) + \omega_c (\dot{\zeta}_1 \eta_1 + \dot{\zeta}_2 \eta_2) + eE_x l_b \omega_c (\zeta_1 + \eta_2) + eE_y l_b \omega_c (\eta_1 + \zeta_2). \quad (11)$$

The explicit form of the solution  $\eta_i(t)$  and  $\xi_i(t)$  are given in the appendix (4.1). We now consider the complete Hamiltonian including the contribution from the  $V(\mathbf{r})$  potential. If we apply the transformation induced by  $W(t)$ , the Schrödinger equation in (1) becomes

$$P_0 \Psi^{(W)} = H_0 \Psi^{(W)} + V_W(t) \Psi^{(W)}, \quad (12)$$

where  $V_W(t) = W(t)V(\mathbf{r})W^{-1}(t)$  and  $\Psi^{(W)} = W(t)\Psi$ . Notice that the impurity potential acquires a time dependence brought by the  $W(t)$  transformation. The problem is now solved in the interaction representation using first order time dependent perturbation theory. In the interaction representation  $\Psi_I^{(W)} = \exp\{iH_0 t\} \Psi^{(W)}$  and the Schrödinger equation becomes

$$i\partial_t \Psi_I^{(W)} = \{V_W(t)\}_I \Psi_I^{(W)}. \quad (13)$$

The equation is solved in terms of the evolution operator  $U(t)$  in such a way  $\Psi_I^{(W)}(t) = U(t - t_0) \Psi_I^{(W)}(t_0)$ . The solution of the evolution operator in first order perturbation theory is given by the expression

$$U(t) = 1 - i \int_{-\infty}^t dt' [W^\dagger(t') V(\mathbf{r}) W(t')]_I(t'), \quad (14)$$

that is explicitly evaluated in the appendix (4.2). The interaction is adiabatically turned off as  $t_0 \rightarrow -\infty$ , in which case the asymptotic state is selected as one of the Landau-Floquet eigenvalues of  $H_0$ , *i.e.*  $|\Psi_I^{(W)}(t_0)\rangle \rightarrow |\mu\rangle$ . The solution to the original Schrödinger equation in Eq. (1) has been achieved by means of three successive transformations, whose expressions have been explicitly obtained:

$$|\Psi_\mu(t)\rangle = W^\dagger \exp\{-iH_0 t\} U(t - t_0) |\mu\rangle. \quad (15)$$

The expression of the Kubo formula that will be derived in section (2) requires the knowledge of the matrix elements of the momentum operator  $\mathbf{\Pi}$

$$\langle \Psi_\mu | \mathbf{\Pi}_i | \Psi_\nu \rangle = \langle \mu | U^\dagger(t - t_0) \left[ W \mathbf{\Pi}_i W^\dagger \right]_I U(t - t_0) | \nu \rangle. \quad (16)$$

Let us first consider the term inside the square brackets, using the explicit form for the operators in Eqs. (3) (5), and (10) we obtain

$$W \mathbf{\Pi}_i W^\dagger = \begin{cases} \sqrt{eB}(P_1 - \eta_1), & i = x, \\ \sqrt{eB}(Q_1 - \xi_1), & i = y. \end{cases} \quad (17)$$

If we now utilize the result for the evolution operator  $U$  given in the appendix (4.2), we can explicitly work out the matrix elements of the momentum operator, it yields

$$\begin{aligned} \langle \Psi_\mu | \mathbf{\Pi}_i | \Psi_\nu \rangle = & \frac{1}{\sqrt{2}} \left( a_j \sqrt{\mu} e^{i\omega_c t} \delta_{\mu, \nu+1} + b_j \sqrt{\nu} e^{-i\omega_c t} \delta_{\mu, \nu-1} \right) \\ & + \sum_l e^{i(\epsilon_{\mu\nu} + \omega l - i\delta t)} \Delta_{\mu\nu}^{(l)}(j). \end{aligned} \quad (18)$$

Here we introduced the definition  $\epsilon_{\mu\nu} = \epsilon_\mu - \epsilon_\nu$ ;  $a_j = b_j = 1$  if  $j = x$  and  $a_j = -b_j = -i$  if  $j = y$  and  $\Delta_{\mu\nu}^{(l)}(j)$  is given by

$$\Delta_{\mu\nu}^{(l)}(j) = \delta_{\mu\nu} \left[ \rho_j \delta_{l,1} + \rho_j^* \delta_{l,-1} \right] - \frac{1}{\sqrt{2}} \left[ \frac{a_j \tilde{q}^* C_{\mu\nu}^{(l)}}{\epsilon_{\mu\nu} - \omega_c + \omega l - i\delta} + \frac{b_j \tilde{q} C_{\mu\nu}^{(l)}}{\epsilon_{\mu\nu} + \omega_c + \omega l - i\delta} \right], \quad (19)$$

where  $\tilde{q} = il_B(q_x - iq_y)/\sqrt{2}$ ,  $l_B = \sqrt{\hbar/eB}$  is the magnetic length and the expressions for the functions  $\rho_i$ , and  $C_{\mu,\nu}^l$  are worked out as

$$\rho_1 = \frac{el_B E_0 (-i\omega\epsilon_x + \omega_c\epsilon_y)}{\omega^2 - \omega_c^2 + i\omega\Gamma}, \quad \rho_2 = \frac{el_B E_0 (\omega_c\epsilon_x + i\omega\epsilon_y)}{\omega^2 - \omega_c^2 + i\omega\Gamma}, \quad (20)$$

and

$$C_{\mu,\nu}^{(l)} = \sum_i \int d^2q V(\mathbf{q}) e^{-i\mathbf{q} \cdot \mathbf{r}_i} D_{\mu\nu}(q) \left( \frac{\Delta}{i|\Delta|} \right)^l J_l(|\Delta|), \quad (21)$$

where  $J_l$  denote the Legendre polynomials and  $L_\mu^{\nu-\mu}$  the generalized Laguerre polynomials, and

$$\Delta = \frac{\omega_c l_B^2 e E}{\omega (\omega^2 - \omega_c^2 + i\omega\Gamma)} [\omega (q_x e_x + q_y e_y) + i\omega_c (q_x e_y - q_y e_x)] . \quad (22)$$

## 2 Kubo formula for Floquet states.

In this section we shall develop the Kubo response formula that applies when the dynamics includes the effects of Floquet states as those in Eq. (15). The time dependence of the applied electric field is written as

$$\mathbf{E}_{ext} = \mathbf{E}_0 \cos(\Omega t) \exp(-\eta|t|) , \quad (23)$$

the static limit is obtained with  $\Omega \rightarrow 0$  and  $\eta$  represents the rate at which the perturbation is turned on and off. The electric field contribution will be added to the vector potential, as we are interested in the linear response approximation, the total Hamiltonian  $H_T$  can be written as

$$H_T = H + V_{ext} , \quad (24)$$

where  $H$  is the Hamiltonian in Eq. (1) and  $V_{ext} = \frac{1}{m} \mathbf{\Pi} \cdot \mathbf{A}_{ext}$  with  $\mathbf{A}_{ext} = \frac{\mathbf{E}_0}{\omega} \sin(\Omega t) \exp(-\eta|t|)$ . In order to calculate the expectation value of the current density we need the density matrix  $\rho(t)$  which obeys the von Neumann equation

$$i\hbar \frac{\partial \rho}{\partial t} = [H_T, \rho] = [H + V_{ext}, \rho] . \quad (25)$$

We write to first order  $\rho = \rho_0 + \Delta\rho$ , where the density matrix  $\rho_0$  satisfies the equation

$$i\hbar \frac{\partial \rho_0}{\partial t} = [H, \rho_0] , \quad (26)$$

the conditions required to satisfy this equation will be established below. The first order deviation  $\Delta\rho$  then obeys

$$i\hbar \frac{\partial \Delta\rho}{\partial t} = [H, \Delta\rho] + [V_{ext}, \rho_0] . \quad (27)$$

We shall now apply to this equation the three transformation that were utilized in the previous section in order to solve the Schrödinger equation, hence in agreement with Eq. (15)  $\tilde{\Delta\rho}$  is defined as

$$\tilde{\Delta\rho}(t) = U_I^\dagger(t - t_0) \exp\{iH_0 t\} W(t) \Delta\rho(t) W^\dagger(t) \exp\{-iH_0 t\} U_I(t - t_0) . \quad (28)$$

In terms of the transformed density matrix  $\tilde{\Delta\rho}(t)$ , Eq. (27) becomes

$$i\hbar \frac{\partial \tilde{\Delta\rho}}{\partial t} = [\tilde{V}_{ext}, \tilde{\rho}_0] , \quad (29)$$

where  $\tilde{V}_{ext}$  and  $\tilde{\rho}_0$  are the external potential and quasi-equilibrium density matrix transformed in the same manner as  $\tilde{\Delta\rho}$  is transformed in Eq. (28). The transformed quasi-equilibrium density matrix is assumed to have the form  $\tilde{\rho}_0 = \sum_{\mu} |\mu\rangle f(\epsilon_{\mu}) \langle\mu|$ , where  $f(\epsilon_{\mu})$  is the usual Fermi function and  $\epsilon_{\mu}$  the Landau-Floquet levels (see appendix 4.1). The argument behind this selection is an adiabatic assumption that the original Hamiltonian  $H$  produces a quasi equilibrium state characterized by the eigenvalues of the Schrödinger operator in (9). It is straightforward to verify that with this selection the quasi-equilibrium condition in (26) is verified. The expectation value of Eq. (29) in the  $|\mu\rangle$  base can now be easily calculated, and the resulting equation solved with the initial condition  $\Delta\rho(t) \rightarrow 0$  as  $t \rightarrow -\infty$  giving for  $t < 0$

$$\begin{aligned} \langle\mu| \tilde{\Delta\rho}(t) |\nu\rangle &= \langle\Psi_{\mu}| \Delta\rho(t) |\Psi_{\nu}\rangle \\ &= \frac{e\mathbf{E}_0}{2} \cdot \int_{-\infty}^t \left[ \frac{e^{i(\Omega-i\eta)t'}}{\Omega} f_{\mu\nu} \langle\Psi_{\mu}| \mathbf{\Pi}(t') |\Psi_{\nu}\rangle + (\Omega \rightarrow -\Omega) \right], \end{aligned} \quad (30)$$

where the definition  $f_{\mu\nu} = f(\epsilon_{\mu}) - f(\epsilon_{\nu})$  was used. Substituting the expectation value for the momentum operator given in (18), the integral in the previous equation is easily performed. We can now calculate the current density to first order in the external electric field from  $\langle\mathbf{J}(t, \mathbf{r})\rangle = Tr [\tilde{\Delta\rho}(t) \tilde{\mathbf{J}}(t)]$ , the resulting expression represents the local density current. Here we are concerned with the macroscopic conductivity tensor that relates the spatially and time averaged current density  $\mathbf{j} = (\tau_{\omega} V)^{-1} \int_0^{\tau_{\omega}} dt \int d^2x \langle\mathbf{J}(t, \mathbf{r})\rangle$  to the averaged electric field; here  $\tau_{\omega} = 2\pi/\omega$ . Assuming that the external electric field points along the  $x$ -axis the macroscopic conductivity can be worked out, we quote the dark and microwave induced conductivities:

$$\sigma^D(i) = i \frac{e^2 \omega_c^2}{4\hbar} \sum_{\mu\nu} \left\{ \frac{f_{\mu\nu}}{\Omega} \left[ \frac{a_i \mu \delta_{\mu, \nu+1}}{\epsilon_{\mu\nu} + \Omega - i\eta} + \frac{b_i \nu \delta_{\mu, \nu-1}}{\epsilon_{\mu\nu} + \Omega - i\eta} \right] + (\Omega \rightarrow -\Omega) \right\}, \quad (31)$$

$$\sigma^{\omega}(i) = \frac{e^2 \omega_c^2}{4\hbar} \sum_{\mu\nu} \left\{ \frac{f_{\mu\nu}}{\Omega} \sum_l \frac{\Delta_{\mu\nu}^{(l)}(i) \Delta_{\nu\mu}^{(-l)}(x)}{\epsilon_{\mu\nu} + \omega l + \Omega - i\eta} + (\Omega \rightarrow -\Omega) \right\}. \quad (32)$$

The external electric field points along the  $x$ -axis, hence selecting  $i =$  or  $i = y$  we obtain the longitudinal and Hall conductivities respectively. In the usual approach to the Kubo formalism the  $\eta \rightarrow 0$  limit and the formula  $1/(x - x_0 + i\eta) = P1/(x - x_0) - i\pi\delta(x - x_0)$  are enforced in such a way that the principle value term contributes to the Hall conductivity, whereas the delta term gives the longitudinal conductivity. However the results would present a singular behavior that are simply an artifact of the  $\eta \rightarrow 0$  limit, this problem can be rectified by introducing a finite lifetime  $\tau = 2\pi/\eta$  to the quasiparticles induced by the weak scattering in the usual Born approximation [16,17]. In equations (31) and (32) we insert a  $\delta(\epsilon - \epsilon_{\mu})$  term and the result is integrated over  $\epsilon$ . The collisional broadening is then incorporated replacing the  $\delta(\epsilon - \epsilon_{\mu})$

term by the broadened spectral function

$$A(\epsilon - \epsilon_\mu) = \frac{\eta/2\pi}{(\epsilon - \epsilon_\mu)^2 + \eta^2/4} = \frac{i}{2\pi} [G_\mu^+(\epsilon) - G_\mu^-(\epsilon)], \quad (33)$$

and retaining the finite value for  $\eta$ . In the previous expression  $G_\mu^\pm(\epsilon) = 1/(\epsilon - \epsilon_\mu \pm i\eta/2)$  are the advanced and retarded Green's functions with finite lifetime  $2\eta^{-1}/\hbar$ . As we are interested in the static limit with respect to the external field the limit  $\Omega \rightarrow 0$  is taken in Eqs. (31) and (32). In what follows we present the result for the longitudinal microwave induced conductivity, the corresponding dark conductivity expressions as well as the Hall microwave induced conductance are given in the appendix (4.3). In the case of the impurity assisted contribution an additional average over the impurity distribution has to be carried out, it is assumed that the impurities are no correlated, so the final result for the averaged microwave induced longitudinal conductance is worked out as

$$\begin{aligned} \langle \sigma_L^\omega \rangle = & \frac{\pi e^2}{\hbar} \int d\epsilon \sum_{\mu\nu} \sum_l A(\epsilon - \epsilon_\mu) B^{(l)}(\epsilon, \epsilon_\nu) \left\{ \omega_c |\rho_1|^2 \delta_{\mu\nu} (\delta_{l,1} + \delta_{l,-1}) \right. \\ & \left. + n_I \int d^2 q K(\mathbf{q}) \left| J_l(|\Delta|) V(\mathbf{q}) D_{\mu\nu}(\tilde{q}) \right|^2 \right\}, \end{aligned} \quad (34)$$

where  $n_I$  is the two dimensional impurity density and we have defined the functions

$$K(\mathbf{q}) = \omega_c^2 l_B^2 \frac{q_x^2 [(\epsilon_{\mu\nu} + \omega l)^2 + \eta^2] + q_y^2 \omega_c^2 - 2\omega_c q_x q_y \eta}{|(\epsilon_{\mu\nu} + \omega l - i\eta)^2 - \omega_c^2|^2}, \quad (35)$$

and

$$B^{(l)}(\epsilon, \epsilon_\nu) = \left[ \frac{d}{d\epsilon_0} \{ [f(\epsilon + l\omega + \epsilon_0) - f(\epsilon)] A(\epsilon - \epsilon_\nu + l\omega + \epsilon_0) \} \right]_{\epsilon_0=0}. \quad (36)$$

We notice that the density of states is related to  $A(\epsilon - \epsilon_\mu)$  according

$$\rho(\epsilon) = \sum_\mu A(\epsilon - \epsilon_\mu) = \frac{1}{2\pi} \sum_\mu \frac{\eta}{(\epsilon - \epsilon_\mu)^2 + \eta^2/4}. \quad (37)$$

The microwave induced longitudinal conductance in (34) has a first contribution that depends on the  $\rho_1$  factor (independent of the impurity concentration), this part represents the direct cyclotron resonance heating, and appears when the  $W(t)$  transformation is applied to the momentum operator (see Eq. (17)). The impurity induced contribution (second row in (Eq. (34))) takes into account the dynamics produced by the magnetic and microwave fields, combined with the resonant effect of the impurities; the information is contained in



the complete wave function in Eq. (15). The structure of Eq. (34) contains the main ingredients that explain the huge increase observed in the longitudinal conductance when the material is irradiated by microwaves. In the standard expression for the Kubo formula there are no Floquet replica contribution, hence  $\omega$  can be set to zero in (36), if that is the case  $B^{(l)}$  becomes proportional to the energy derivative of the Fermi distribution, that in the  $T \rightarrow 0$  limit becomes of the form  $\delta(\epsilon - \epsilon_F)$ , and the conductivity depends only on the states at the Fermi energy. On the other hand, as a result of the periodic structure induced by the microwave radiation,  $B^{(l)}$  is dominated by the term proportional to  $\frac{d}{d\epsilon} A(\epsilon - \epsilon_\nu + l\omega)$ , hence several contributions arise from the transitions between different Landau levels. Furthermore and according to the structure of the density of states in (37) it is clear that when the ratio  $\omega/\omega_c$  is close to an integer value, the coefficient  $B^{(l)}$  almost vanishes; this result is consistent with the observation [1,3,4] that  $\langle \sigma_L^\omega \rangle$  cancels when  $\omega/\omega_c$  attains integer values.

### 3 Results.

Once that the form of the Fourier component of the potential  $V(\mathbf{q})$  is specified the expression in Eq. (34) can be numerically evaluated. For a neutral impurity the potential can be represented by a short range delta interaction, the coefficient in Eq. (2) corresponds to a constant that can be selected as

$$V(\vec{q}) = \frac{2\pi^2 \hbar^2 V_0}{m^* \mathcal{E}_F}. \quad (38)$$

As explained in appendix (4.4) and for moderate values of the microwave radiation the transitions are dominated by single photon exchange and a very precise analytical approximation is explicitly worked out. On the other hand for charged impurities we have a long-range Coulomb potential modified by the screening effects. Although electron motion is restricted to 2-dimensions, the electric field is three dimensional and there are contributions from the impurities localized within the doped layer of thickness  $d$ . The screened potential can then be represented in momentum coordinates by the expression [18]

$$V(\vec{q}) = \frac{\pi \hbar^2}{m^*} \frac{e^{-qd}}{1 + \frac{q}{q_{TF}}}, \quad q_{TF} = \frac{e^2 m^*}{2\pi \epsilon_0 \epsilon_b \hbar^2}, \quad (39)$$

where the Thomas-Fermi (TF) approximation is implemented in order to calculate the dielectric function. Here  $\epsilon_b$  represents the relative permittivity of the surrounding media. The expression in (39) corresponds to a screened potential that in real space has a  $r^{-3}$  decay for large  $r$ .

We have selected parameter values corresponding to reported experiments

[1,2]. in ultraclean  $GaAs/Al_xGa_{1-x}As$  samples: effective electron mass  $m^* = 0.067 m_e$ , relative permittivity  $\epsilon_b \approx 13.18$ , fermi energy  $\epsilon_F = 8 meV$ , electron mobility  $\mu \approx 0.5 - 2.5 \times 10^7 cm^2/Vs$ , electron density  $n = 3 \times 10^{11} cm^{-2}$ , microwave frequencies  $f = 100 GHz$ , magnetic fields in the range  $0.05 - 0.4 Tesla$  and temperatures  $T \approx 0.5 - 2.5 K$ . The reported specimen is an  $5 mm \times 5 mm$  square. Typical microwave power is  $10 - 40 nW$ , however it is estimated [2] that the microwave power that impinges on the sample surface is of the order  $100 - 200 \mu W$ , hence the microwave electric field intensity is estimated as  $|\vec{E}| \approx 250 V/m$ .

The broadening  $\eta$  in Eq. (33) is known to increase with the square root of the magnetic field [19,20], hence we take  $\eta^2 = \hbar\omega_c(2\pi\hbar/\tau)$ , which is connected through the relaxation time  $\tau$  with the zero field mobility  $\mu = e\tau/m^*$ . In order to estimate the two dimensional impurity density  $n_I$ , we consider the relation between the transport lifetime  $\tau$  and the impurity density  $n_I$  that is obtained within the Born approximation, detailed expression can be found in reference [18]; however an approximated useful formula that applies for charged impurity scattering is given by  $1/\tau = \pi\hbar n_I / (8m^*(k_F d)^3)$ . For the separation  $d$  between the impurity and the 2DES we take  $d \approx 30 nm$ , hence  $n_I$  is estimated as  $n_I \approx 7 \times 10^{11} cm^{-2}$ . The case of neutral impurity scattering requires a different estimation for the parameters (see Eq. (38)), in this case we use:  $n_I \approx 0.35 \times 10^9 cm^{-2}$  and  $V_0 \approx 0.3 meV$ . A final remark is related with the radiative electron decay that determines the direct electron response to the microwave excitation (see Eqs. (43) and (22)). It is well known that a detailed account of the electron dynamics requires to distinguish between various time life's; following reference [21] we relate  $\Gamma$  to the radiative decay width that is interpreted as coherent dipole re-radiation of the electromagnetic waves by the oscillating 2D electrons excited by microwaves. Hence, it is given by  $\Gamma = ne^2 / (6\epsilon_0 c m^*)$ , using the values of  $n$  and  $m^*$  given above it yields  $\Gamma \approx 0.38 meV$ , that compares with the zero field collisional broadening according to  $\Gamma\tau/2\pi\hbar \approx 90$ .

Adding the dark and microwave induced conductivities, the total longitudinal  $\sigma_{xx} = \sigma_{xx}^D + \langle \sigma_{xx}^w \rangle$ , and Hall  $\sigma_{xy} = \sigma_{xy}^D + \langle \sigma_{xy}^w \rangle$  conductivities are obtained. It should be pointed out that the interference between the dark and microwave contributions exactly cancels. The corresponding resistivities are obtained from the expression  $\rho_{xx} = \sigma_{xx} / (\sigma_{xx}^2 + \sigma_{xy}^2)$  and  $\rho_{xy} = \sigma_{xy} / (\sigma_{xx}^2 + \sigma_{xy}^2)$ . The relation  $\sigma_{xy} \gg \sigma_{xx}$  holds in general, hence it follows that  $\rho_{xx} \propto \sigma_{xx}$ , and the longitudinal conductivity follows the same oscillation pattern as that of  $\sigma_{xx}$ . The plots of the total longitudinal and Hall resistivities as a function of the magnetic field intensity are displayed in Fig. 1, whereas the Hall resistance presents the expected monotonous behavior, the longitudinal resistance presents a strong oscillatory behavior with distinctive negative-resistance regions. The behavior of the complete  $\rho_{xx}$  is contrasted with the dark contributions that presents only the expected Shubnikov-de-Hass oscillations.

A comparison of the longitudinal cross section as function of  $\omega/\omega_c$  obtained for the case of neutral impurity scattering using both the approximated expression in the appendix (4.4) as well as the result of the numerical integration (Eq. (34)) is shown in Fig. 2. It is observed that the approximated analytical result gives an extraordinary good approximation. It should be remarked that the approximated expression includes only one-photon exchange processes, while the numerical expression includes the possibility of multiple photon exchange, hence it is concluded that at the selected electric field intensity the ( $|\vec{E}| = 250 \text{ V/m}$ ) one photon exchange dominates. Results are also presented for the case of charged impurity scattering, although of the very different nature of the two physical processes, it is observed that the results for the neutral and charged cases are very similar (minor differences are appreciated near  $\omega/\omega_c \approx 1$ ). For the neutral case  $V(q)$  is constant over all the  $q$ -range of integration, whereas for charged case  $V(q)$  varies according to the expression in (39), however the reason for the similitude of both results is based on the fact that the integral in (34) is dominated by the region in which  $q \approx 2\pi/l_B$ .

One of the puzzling properties of the observed giant magnetoresistance oscillations is related to the fact that they appear only in samples with an electron mobility exceeding  $\approx 1.5 \times 10^7 \text{ cm}^2/\text{Vs}$ . This phenomenon is absent in samples in which  $\mu$  is reduced by one-order of magnitude. This behavior is well reproduced by the present formalism. Fig. 3 displays the  $\rho_{xx}$  vs.  $\omega/\omega_c$  plot for three selected values of  $\mu$ . For  $\mu \approx 0.5 \times 10^7 \text{ cm}^2/\text{Vs}$  the expected almost linear behavior  $\rho_{xx} \propto B$  is clearly depicted. As the electron mobility increases to  $\mu \approx 1.5 \times 10^7 \text{ cm}^2/\text{Vs}$  the magnetoresistance oscillations are clearly observed, but negative resistance states only appear when  $\mu \approx 2.5 \times 10^7 \text{ cm}^2/\text{Vs}$ . We notice that  $\rho_{xx}$  vanishes at  $\omega/\omega_c = j$  for  $j$  integer. The oscillations follow a pattern with minima at  $\omega/\omega_c = j + \epsilon$ , and maxima at  $\omega/\omega_c = j - \epsilon$ , adjusted with  $\epsilon \approx 1/10$ .

The reported experiments were carried out for a microwave radiation with transverse polarization with respect to the longitudinal current flow direction. However, it is clear that the presence of the constant magnetic field induces a quirkality in the system. The model can also be used in order to test quirkality effects induced by the magnetic field. In Fig. 4 we show the results for different  $E$ -field polarizations with respect to the current. The amplitudes of the resistivity oscillation are bigger for transverse polarization as compared to longitudinal polarization. Selecting negative circular polarization, the oscillation amplitudes get the maximum possible value. Instead, the negative resistance states disappear for positive circular polarization. These results are easily understood, because for negative circular polarization and  $\omega \approx \omega_c$  the electric field rotates in phase with respect to the electron cyclotron rotation.

The present formalism can be used in order to explore the non-linear regime in which multiple photon exchange play an essential role. As the electric field

intensity is increased the analytical approximation breaks down and the numerical expression in (34) with multiple multipole ( $l$ ) terms needs to be evaluated. In the explored regime we find convergent results including terms up to the  $l = 3$  multipole. In Fig. 5a results are presented for electric field intensities  $|\vec{E}| = 250 \text{ V/m}$  and  $|\vec{E}| = 500 \text{ V/m}$  respectively, the increase on the field intensity produces a corresponding increase in the minima and maxima of  $\sigma_{xx}$ , but apart of this, the qualitative behavior in both cases is similar. A further increase of the electric field intensity to  $|\vec{E}| = 1,000 \text{ V/m}$  and  $|\vec{E}| = 500 \text{ V/m}$  (Fig. 5b) takes us to the nonlinear regime in which a qualitatively new behavior is observed. In the regions  $\omega/\omega_c \in [3, 4]$  and  $\omega/\omega_c \in [4, 5]$  a single negative-resistance state is still observed. However for smaller values of  $\omega/\omega_c$  new regions of negative-resistance develop. If  $\omega/\omega_c \in [2, 3]$ , two negative-resistance regions are observed for both values of  $|\vec{E}|$ . For  $\omega/\omega_c \in [1, 2]$  two negative-resistance region appear for  $|\vec{E}| = 1,000 \text{ V/m}$  whereas for  $|\vec{E}| = 3,000 \text{ V/m}$  there are four negative- $\rho_{xx}$  regions. Finally in the  $\omega/\omega_c < 1$  range two negative-resistance region wit minima at  $\omega/\omega_c \approx 0.5$  and  $\omega/\omega_c \approx 0.7$  appear when  $|\vec{E}| = 3,000 \text{ V/m}$ .

## 4 Appendices.

### 4.1 Appendix A.

Eq. (5) defines a canonical transformation from the variables  $\{t, x, y; p_0, p_x, p_y\}$  to  $\{Q_0, Q_1, Q_2; P_0, P_1, P_2\}$ , in terms of the new variables the Schrödinger equation (1) (without impurity potential) takes the form

$$P_0 \Psi = \left[ \hbar \omega_c \frac{Q_1^2 + P_1^2}{2} + E_x (Q_1 - P_2) + E_y (Q_2 - P_1) \right] \Psi. \quad (40)$$

The action of the transformation  $W$  defined in Eq. (10) over the  $(Q_\mu, P_\mu)$  variables can be easily calculated as:

$$\begin{aligned} W Q_0 W^\dagger &= Q_0, \\ W P_0 W^\dagger &= P_0 + \dot{\eta}_1 Q_1 + \dot{\zeta}_1 P_1 + \dot{\eta}_2 Q_2 + \dot{\zeta}_2 P_2 - \dot{\zeta}_1 \eta_1 - \dot{\zeta}_2 \eta_2, \\ W Q_1 W^\dagger &= Q_1 + \zeta_1, & W P_1 W^\dagger &= P_1 - \eta_1, \\ W Q_2 W^\dagger &= Q_2 + \zeta_2, & W P_2 W^\dagger &= P_2 - \eta_2. \end{aligned} \quad (41)$$

It can be now verified that the transformation of the second and third terms in the right hand side of Eq. (40) will exactly cancel with all the terms that appear in the expression for  $W P_0 W^\dagger$  (except  $P_0$ ) if the functions  $\eta_i$  and  $\zeta_i$  are selected to be solutions of the following differential equations

$$\begin{aligned}
\dot{\eta}_1 - \omega_c \zeta_1 &= el_B E_x, & \dot{\zeta}_1 + \omega_c \eta_1 &= -el_B E_y, \\
\dot{\eta}_2 &= el_B E_y, & \dot{\zeta}_2 &= -el_B E_x.
\end{aligned} \tag{42}$$

But these are exactly the classical equations of motion that follow when the variational principle is applied to the Lagrangian in Eq. (11), hence the transformed Schrödinger equation simplifies to the Landau eigenvalue problem with the Hamiltonian given in Eq. (9). For the electric field we consider the expression in Eq. (4), but adding a damping term that takes into account the radiative decay of the quasiparticle, *i.e.*  $\mathbf{E} = \text{Re}[E_0 \boldsymbol{\epsilon} \exp\{-i\omega t - \Gamma t\}]$ . It is then straightforward to obtain the solutions to Eqs. (42), they read

$$\begin{aligned}
\eta_1 &= el_B E_0 \text{Re} \left[ \frac{-i\omega \epsilon_x + \omega_c \epsilon_y}{\omega^2 - \omega_c^2 + i\omega\Gamma} e^{i\omega t} \right], & \eta_2 &= el_B E_0 \text{Re} \left[ \frac{\epsilon_y e^{i\omega t}}{i\omega} \right], \\
\zeta_1 &= el_B E_0 \text{Re} \left[ \frac{\omega_c \epsilon_x + i\omega \epsilon_y}{\omega^2 - \omega_c^2 + i\omega\Gamma} e^{i\omega t} \right], & \zeta_2 &= -el_B E_0 \text{Re} \left[ \frac{\epsilon_x e^{i\omega t}}{i\omega} \right].
\end{aligned} \tag{43}$$

The quasienergies and the Floquet modes can be deduced if we add and subtract in the exponential that appears in Eq. (10) a term of the form  $\frac{t}{\tau} \int_0^\tau \mathcal{L} dt'$ . Hence, the quasienergies can readily read off, to give

$$\epsilon_\mu = \epsilon_\mu^{(0)} + \hbar\omega_c \left( \frac{el_B E_0}{2} \right)^2 \left( \frac{1 + 2\omega_c \text{Re}(\epsilon_x^* \epsilon_y)/\omega}{\omega^2 - \omega_c^2} \right), \quad \epsilon_\mu^{(0)} = \hbar\omega_c \left( \frac{1}{2} + \mu \right), \tag{44}$$

with the corresponding time-periodic Floquet modes in the  $(P_1, P_2)$  representation

$$\Psi_{\mu,k}(P) = \exp\{-i \sin(2\omega t) F(\omega)\} \phi_\mu(P_1) \delta(P_2 - k), \tag{45}$$

here  $\phi_\mu(P_1)$  is the harmonic oscillator function in the  $P_1$  representation

$$\phi_\mu(P_1) = \langle P_1 | \mu \rangle = \frac{1}{\sqrt{\pi^{1/2} 2^\mu \mu!}} e^{-P_1^2/2} H_\mu(P_1), \tag{46}$$

and  $H_\mu(P_1)$  is the Hermite polynomial and the function  $F(\omega)$  is given as

$$F(\omega) = \frac{\omega_c}{\omega} \left( \frac{eE_0 l_B}{\omega^2 - \omega_c^2} \right)^2 \left[ \omega^2 - \omega_c^2 + 2\omega^2 \epsilon_x^2 - 2\omega_c^2 \epsilon_y^2 + \frac{\text{Re}(\epsilon_x^* \epsilon_y)}{\omega \omega_c} (2\omega^4 - \omega^2 \omega_c^2 + \omega_c^4) \right]. \tag{47}$$

It is important to notice that  $F(\omega)$  appear in the wave function phase, that depends only on time, hence its contribution to the expectation value of the momentum operator exactly cancels. Thus, contrary to what it is claimed in reference [22], the effect of the Floquet dynamics (without including an extra effect such as impurity scattering) can not account for the explanation of the zero-resistance states observed in recent experiments.

## 4.2 Appendix B.

In this appendix we consider the first order solution of the evolution operator  $U(t)$  given by

$$U(t) = 1 - i \int_{-\infty}^t dt' \left[ W^\dagger(t') V(\mathbf{r}) W(t') \right]_I (t'). \quad (48)$$

The effect of the transformation induced by the  $W$  operator over the impurity potential can be easily evaluated considering the effect over the Fourier decomposition of  $V(\mathbf{r})$  given in Eq. (2). Recalling that the  $x$  and  $y$  coordinates are written in terms of the new variables  $(Q_1, P_1, Q_2, P_2)$  by means of Eq. (7), and utilizing the commutation properties of the  $(Q_i, P_i)$  operators it is readily obtained

$$W^\dagger(t) \exp\{i\mathbf{q} \cdot \mathbf{r}\} W(t) = \exp\{\imath l_B (q_x P_2 - q_y Q_2)\} \times \exp\{-\imath l_B (q_x Q_1 - q_y P_1)\} \times \exp\{\imath l_B [q_x (\zeta_1 + \eta_2) + q_y (\zeta_2 + \eta_1)]\}. \quad (49)$$

Using Eqs. (43) the third exponential in the previous equation can be recast in a compact form as  $\exp\{-\imath Re(\Delta \exp(\imath \omega t))\}$ , with  $\Delta$  given in Eq. (22); this expression can be expanded as [23]

$$\exp\{-\imath Re(\Delta \exp(\imath \omega t))\} = \sum_{l=-\infty}^{l=\infty} \left( \frac{\Delta}{\imath |\Delta|} e^{\imath \omega t} \right)^l J_l(|\Delta|), \quad (50)$$

with  $J_l$  the Legendre polynomials. For the the second exponential we notice that once that  $Q_1$  and  $P_1$  are replaced by the raising and lowering operators given in Eq. (8), one is lead to evaluate the matrix elements of the operator  $D(\tilde{q}) = \exp(\tilde{q} A_1^\dagger - \tilde{q}^* A_1)$  that generates coherent Landau states. A calculation yields

$$D^{\nu\mu}(\tilde{q}) = \langle \nu | D(\tilde{q}) | \mu \rangle = e^{-\frac{1}{2}|\tilde{q}|^2} \begin{cases} (-\tilde{q}^*)^{\mu-\nu} \sqrt{\frac{\nu!}{\mu!}} L_\nu^{\mu-\nu}(|\tilde{q}|^2), & \mu > \nu, \\ \tilde{q}^{\nu-\mu} \sqrt{\frac{\mu!}{\nu!}} L_\mu^{\nu-\mu}(|\tilde{q}|^2), & \mu < \nu, \end{cases} \quad (51)$$

where  $L_\mu^\mu$  are the generalized Laguerre polynomial. With all these provisos the matrix element of the solution of the evolution operator in (48) can be written as

$$\langle \mu | U(t) | \nu \rangle = \delta_{\mu\nu} - \sum_l \frac{e^{\imath(\epsilon_{\mu\nu} + \omega l)t}}{\epsilon_{\mu\nu} + \omega l - \imath \eta} C_{\mu\nu}^{(l)}, \quad (52)$$

the explicit expression for  $C_{\mu\nu}^{(l)}$  was given in (21).

#### 4.3 Appendix C.

The dark and irradiated contributions to the longitudinal and Hall conductivities can be read off from equations (31) and (32). As explained in section (2) the limit  $\eta \rightarrow 0$  will lead to singular behavior, but the sharpness and singular behavior is an artifact of the  $\eta \rightarrow 0$  limit, that can be rectified by introducing a finite lifetime for the quasiparticles induced by the weak scattering of the impurity potential in the usual Born approximation. First we quote the corresponding results for the the dark conductivities obtained from Eq. (31) when the above mentioned method is enforced. The longitudinal dark conductance can be expressed as

$$\sigma_L^D = \frac{2\pi e^2 \omega_c^2}{\hbar} \sum_{\mu} \mu \int d\epsilon A(\epsilon - \epsilon_{\mu}) \frac{df}{d\epsilon} A(\epsilon - \epsilon_{\mu} + \omega_c) , \quad (53)$$

whereas the dark Hall conductance is given by

$$\sigma_H^D = \frac{2\pi e^2 \omega_c^2}{\hbar \eta} \sum_{\mu} \mu \int d\epsilon A(\epsilon - \epsilon_{\mu}) [f(\epsilon_{\mu} - \omega_c) - f(\epsilon)] A(\epsilon - \epsilon_{\mu} + \omega_c) . \quad (54)$$

In the case of the impurity assisted contribution an additional average over the impurity distribution has to be carried out, it is assumed that the impurities are no correlated, so the final result for the averaged microwave induced longitudinal conductance is worked out, the results for the microwave assisted longitudinal conductivity was quoted in Eq. (34). Following a similar procedure the microwave assisted Hall conductivity is calculated to give

$$\begin{aligned} \langle \sigma_L^{\omega} \rangle = & \frac{\pi e^2 n_I}{\hbar} \int d\epsilon \sum_{\mu\nu} \sum_l A(\epsilon - \epsilon_{\mu}) A(\epsilon - \epsilon_{\nu}) \left\{ \omega_c |\rho_1|^2 \delta_{\mu\nu} (\delta_{l,1} + \delta_{l,-1}) \right. \\ & \left. + \int d^2 q K(\mathbf{q}) \left| J_l(|\Delta|) V(\mathbf{q}) D_{\mu\nu}(\tilde{q}) \right|^2 \right\} . \end{aligned}$$

#### 4.4 Appendix D.

Both the the microwave induced longitudinal (34) and Hall (55) conductivities require the numerical evaluation of a time consuming integral given by

$$S_l = \int d^2 q K(\mathbf{q}) \left| J_l(|\Delta|) V(\mathbf{q}) D_{\mu\nu}(\tilde{q}) \right|^2 .$$

However, if we consider the regime of moderate microwave intensity and assuming neutral impurity scattering a very useful analytical approximation can

be worked out. First for neutral impurity scatterers, the potential can be assumed to be of the short range delta form, hence the Fourier coefficient in (2) can be taken as  $V(\mathbf{q}) = \frac{2\pi^2\hbar^2 V_0}{m^* \mathcal{E}_F}$ . The  $D_{\mu\nu}(\tilde{q})$  term contains an exponential factor that represents a cut off for large  $q$ . Then according to Eq. (22) for moderate values of the microwave electric field the  $\Delta$  term is small and the leading contributions arises from the  $l = \pm 1$  factors that correspond to the single photon exchange contribution. Using the approximation  $J_1(z) \approx z/2$  one is lead to evaluate

$$S_{\pm 1} = \frac{2\pi^2\hbar^2 V_0}{m^* \mathcal{E}_F} \int d^2q K(\mathbf{q}) |\Delta|^2 |D_{\mu\nu}(\tilde{q})|^2. \quad (55)$$

The angular integration is straightforward, while the integral over the  $q = \sqrt{q_x^2 + q_y^2}$  leads, after a change of variable  $\xi = q^2$  to an integral of the form

$$\int_0^\infty d\xi e^{-\xi} \xi^{\mu-\nu+2} \left( L_\nu^{\mu-\nu} \right)^2, \quad (56)$$

that can be explicitly evaluated with the help of the recurrence relation  $xL_n^k = (2n+k+1)L_n^k - (n+k)L_{n-1}^k - (n+1)L_{n+1}^k$  and the integral [23]

$$\int_0^\infty d\xi e^{-\xi} \xi^k L_n^k L_m^k = \frac{(n+k)!}{n!} \delta_{mn}. \quad (57)$$

The final result reads

$$S_{\pm 1} = \frac{2\pi^2\hbar^2 V_0}{m^* \mathcal{E}_F} \frac{\pi^2 \omega_c^2 |E|^2}{4\omega^2 |\omega^2 - \omega_c^2 + i\omega\Gamma|^2} \frac{\omega^4}{(\epsilon_{\mu\nu} \pm \omega - i\eta)^2 - \omega_c^2} I_{\mu\nu} \times \\ \left\{ \left[ \omega^2(1 + 2|\epsilon_y|^2) + \omega_c^2(1 + 2|\epsilon_x|^2) - 8\omega\omega_c \text{Im}(\epsilon_x^* \epsilon_y) \right] + \right. \\ \left. \frac{(\epsilon_{\mu\nu} \pm \omega)}{\omega_c^2} \left[ \omega^2(1 + 2|\epsilon_x|^2) + \omega_c^2(1 + 2|\epsilon_y|^2) - 8\omega\omega_c \text{Im}(\epsilon_x^* \epsilon_y) \right] \right\}, \quad (58)$$

where

$$I_{\mu\nu} = 6 \left( \mu + \frac{1}{2} \right) \left( \mu + \frac{1}{2} \right) + (\mu - \nu)^2 + \frac{1}{2}. \quad (59)$$

These expressions greatly simplifies the numerical calculations, and as it is discussed in section (3) it provides with a very accurate approximation to the exact result.

## References

- [1] R. G. Mani, J. H. Smet, K. von klitzing, V. Narayanamurti, W.b. Johnson, Umansky, *Nature* **420** (2002) 646.



- [2] M. A. Zudov, R. R. Du, L. N. Pfeiffer, K. W. West, *Phys. Rev. Lett* **90** (2003) 046807.
- [3] R. G. Mani, J. H. Smet, K. von klitzing, V. Narayanamurti, W.b. Johnson, Umansky, *cond-mat/0303034*; *cond-mat/0305507*.
- [4] R. G. Mani, *Physica E* **22** (2004) 1.
- [5] M. A. Zudov, R. R. Du, J. A. Simmons, J. L. Reno, *Phys. Rev. B* **64** (2001) 201311.
- [6] R. L. Willett, L. N. Pfeiffer, K. W. West, *cond-mat/0308406*.
- [7] V. I. Ryzhii, *Sov. Phys. Solid State* **11** (1970) 2078.
- [8] V. I. Ryzhii, R. Suris, *J Phys. Cond. Matt.* **15** (2003) 6855.
- [9] A. C. Durst, S. Sachdev, N. Read, S. M. Girvin, *Phys. Rev. Lett.* **91** (2003) 086803.
- [10] A. V. Andreev, I. L. Aleiner, A. J. Millis, *Phys. Rev. Lett.* **91** (2003) 056803.
- [11] K. Husimi, *Prog. Theor. Phys.* **9** (1953) 381.
- [12] A. Kunold, M. Torres, *Phys. Rev. B* **61** (2000) 9879.
- [13] M. Torres, A. Kunold, *Phys. Lett. A* **323** (2004) 2890.
- [14] N. Ashby and S.C. Miller, *Phys. Rev. B* **139** (1965) A428.
- [15] A. Kunold, M. Torres, *cond-mat/0311111*.
- [16] G. Mahan, “*Many-particle Physics*”, 2nd edition, Plenum Press, New York (1993).
- [17] J. Sinova, T. Jungwirth, J. Kucera, A. H. MacDonald, *Phys. Rev. B* **67** (2003) 235203.
- [18] J. H. Davies, “*The Physics of low-dimensional semiconductors*”, Cambridge University Press (1998).
- [19] F. Wegner, *Z. Phys. B* **51** (1993) 279.
- [20] T. Dittrich, P. hanggi, G.L. Ingold, B. Kramer, G. Schon, W. Zwerger, “*Quantum transport and dissipation*”, Wiley-VCH (1998).
- [21] S. A. Mikhailov, *cond-mat/0405136* (2003).
- [22] J. Shi, X. C. Xie, *Phys. Rev. Lett.* **91** (2003) 086801.
- [23] M. Abramowitz, I. A. Stegun, “*Handbook of mathematical functions*”, Dover Publications, Inc. New York (1972).

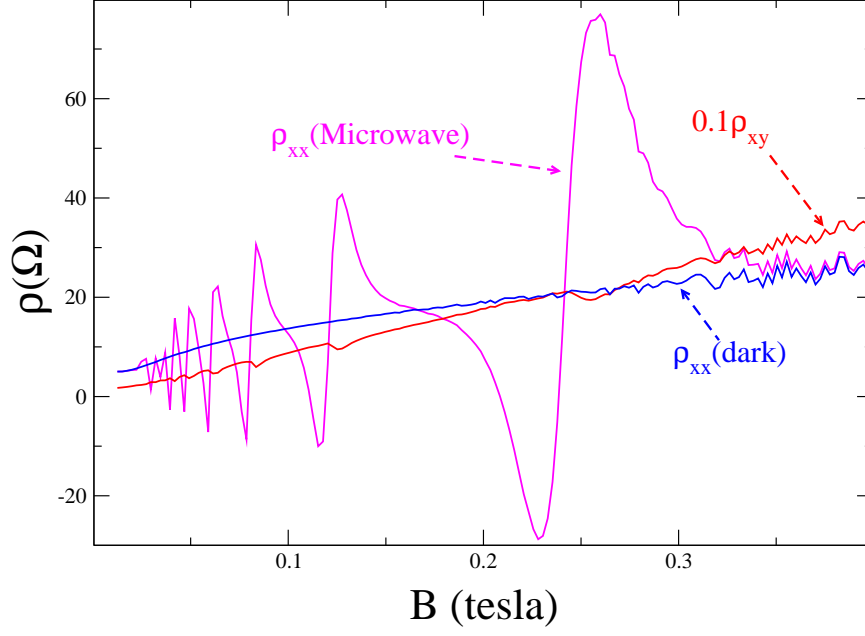


Fig. 1. Longitudinal resistance (both dark and total) as well as the Hall resistance as a function of  $\omega/\omega_c$  f.

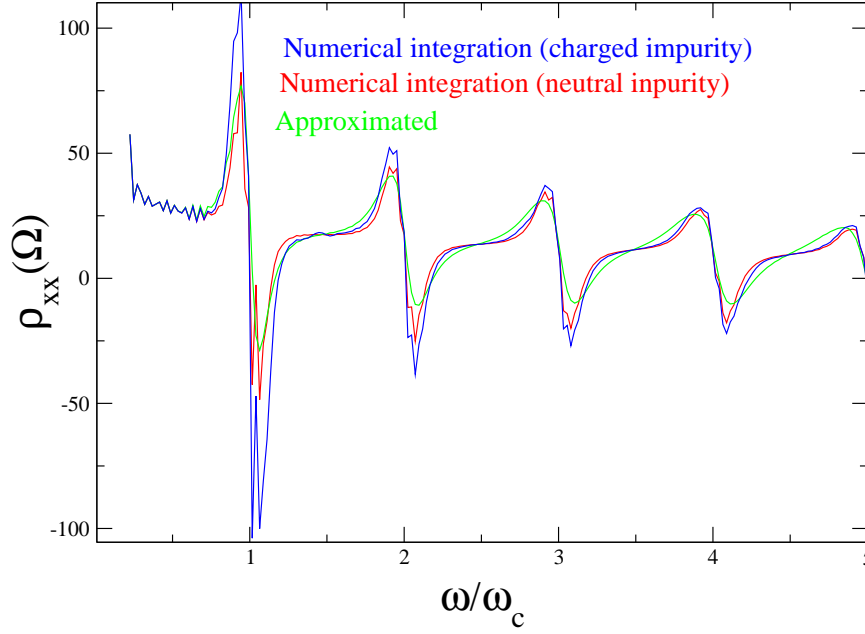


Fig. 2. Longitudinal resistance as a function of  $\omega/\omega_c$  for neutral and charged impurities. In the case of neutral impurities the result of the analytical approximation of appendix 4.4) is compared with the results of the numerical integration.

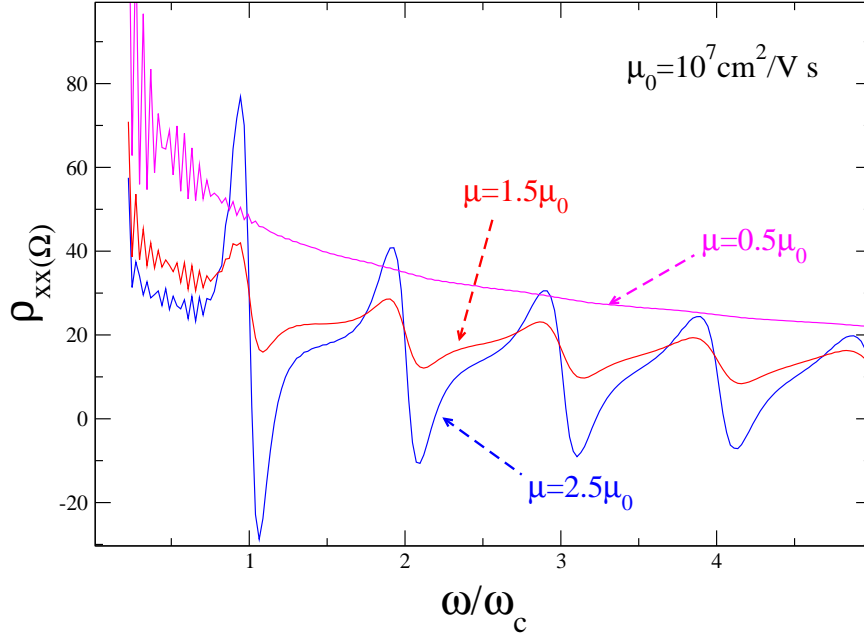


Fig. 3. The total longitudinal resistance  $\rho_{xx}$  as a function of  $\omega/\omega_c$  is compared with the dark resistance. The Hall resistance  $\rho_{xy}$  is also shown.

#### Polarization effects

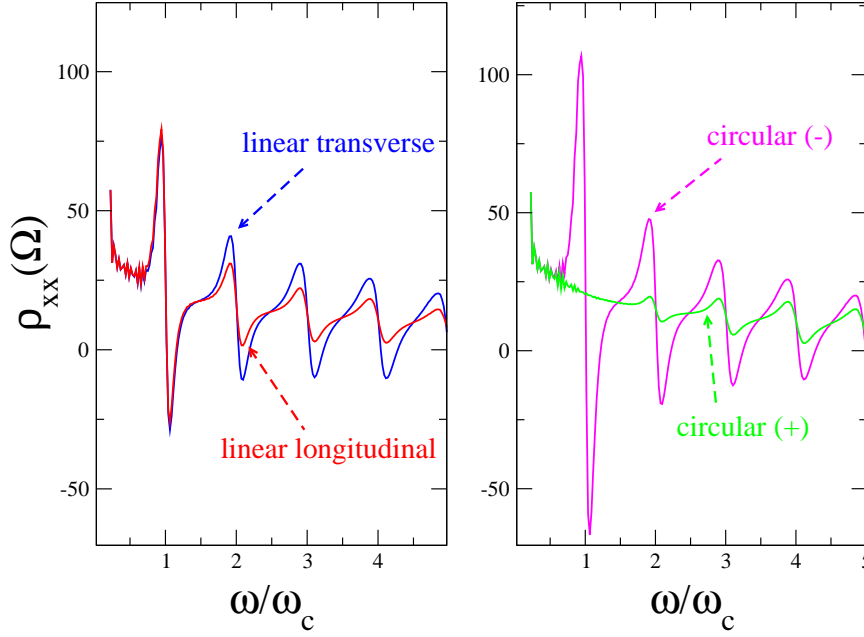


Fig. 4. Longitudinal resistance  $\rho_{xx}$  for different microwave  $E$ -field polarizations with respect to the current.

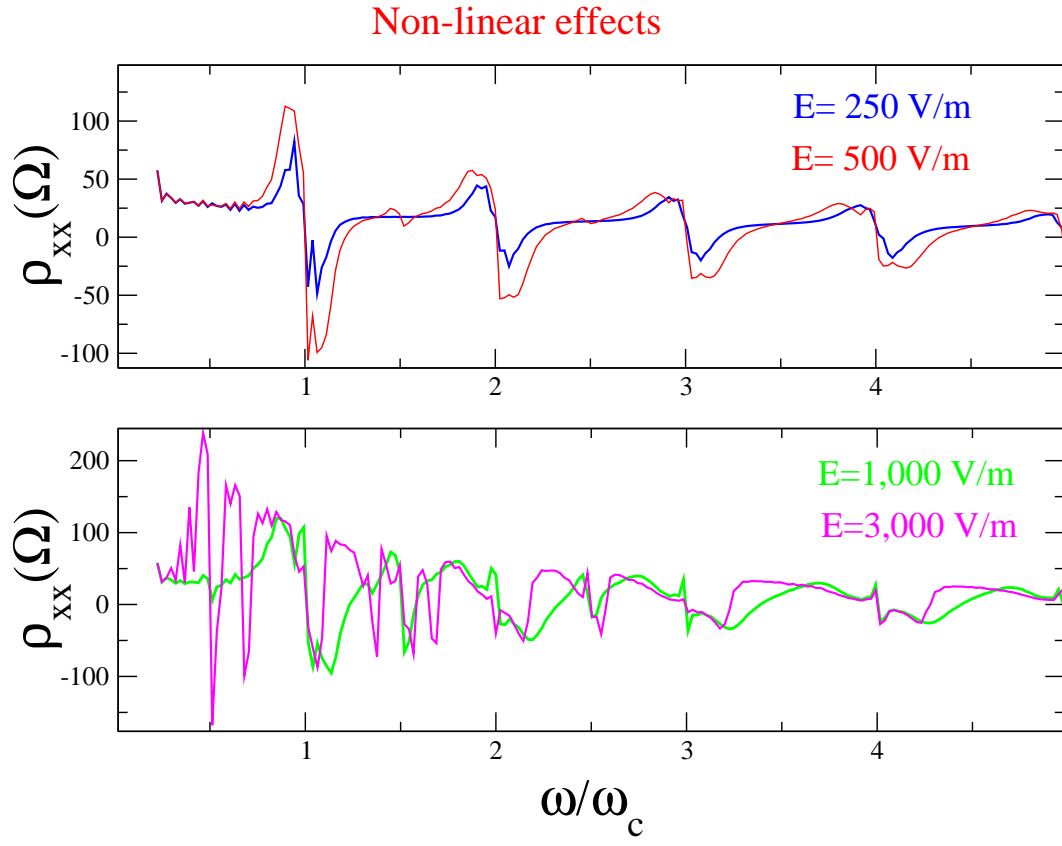


Fig. 5. Nonlinear effects in the Longitudinal resistance  $\rho_{xx}$ .