

Anomalous Bias Dependence in Half Metallic Tunnel Junction Around Zero Bias – Evidence of Interfacial Minority Spin Tunneling States

Soumik Mukhopadhyay,¹ I. Das,¹ S. P. Pai,² and P. Raychaudhuri²

¹ *Saha Institute of Nuclear Physics, 1/AF, Bidhannagar, Kolkata 700064, India*

² *Tata Institute of Fundamental Research, Homi Bhabha Road, Mumbai 400005, India*

We have fabricated spin polarized tunneling device based on half metallic manganites incorporating Ba_2LaNbO_6 (BLNO) as insulating barrier. An anomalous bias dependence of tunnel magnetoresistance has been observed, the first of its kind in a symmetric electrode tunnel junction with single insulating barrier. The bias dependence of TMR shows an extremely sharp zero bias anomaly, which can be considered as an unambiguous demonstration of the drastic density of states variation around the Fermi level of the half metal. This serves as a strong evidence for the existence of minority spin tunneling states at the half-metal insulator interface, which influence transport spin polarization.

PACS numbers: 73.40.Gk, 73.40.Rw

In recent years Magnetic Tunnel Junction (MTJ) [1] has become the subject of great interest because of the richness in physical properties it exhibits, and potential applications [2]. It has been observed that the transport properties of MTJ depend not only on the ferromagnetic metal electrodes but also on the insulator-electrode couple and its interface. A series of very elegant experiments done by De Teresa et al. on the bias dependence of Tunnel Magnetoresistance (TMR; $\delta R/R = (R_{AP} - R_P)/R_{AP}$ where R_{AP} , R_P are the resistances in the antiparallel and parallel magnetization configuration respectively.) has revealed some startling results [3, 4]. De Teresa et al. inserted different insulators like Al_2O_3 , $SrTiO_3$ and $Ce_{0.69}La_{0.31}O_{1.845}$ in hybrid MTJ comprising of a transition metal Co and a half metal $La_{0.67}Sr_{0.33}MnO_3$. While the MTJ comprising of Al_2O_3 produce positive TMR in the entire bias range, the other two MTJ's exhibit inverse TMR. This peculiar behaviour was attributed to the specific bonding mechanism at the transition metal insulator interfaces. Experiment done by Sharma et al. [5] supports the same argument. In other words, these experiments proved that insulator plays a crucial role in selecting bands that can tunnel. An independent theoretical investigation [6] establishes that interface states are mixed with propagating bulk states thereby strongly modulating the spin polarization. But in De Teresa's experiments and other experiments with hybrid MTJ's, not much thought has been given to what happens to the band structure at the interface between the half metal and the insulator. Curiously till date there is no evidence of minority spin states in half metallic tunnel junction interfaces, although there are reports of existence of minority spin states in manganites [7]. One can always argue that even if there exists minority spin states, they may not take part in transport in MTJs if they have less tunneling probability. The present article establishes the presence of *minority spin tunneling states* in half metal near the half metal-insulator interfaces. A novel and an extremely sharp zero bias anomaly in the bias dependence of TMR has been observed in a magnetic tunnel

junction with single insulating barrier where both the electrodes are same.

One of the most important and perhaps the most debatable phenomenon observed in Magnetic Tunnel Junctions is the strong bias dependence of Tunnel Magnetoresistance (TMR). It is observed in almost all MTJ's irrespective of whether the electrodes are half metallic or transition metals that the TMR decreases with increasing bias voltage [1]. Several mechanisms have been proposed to explain this behaviour. For example, there are processes like spin independent two-step elastic tunneling via defect states [8] in the insulating barrier and inelastic processes like spin flip scattering by magnon excitations [9, 10], magnetic impurities [11] in the barrier etc. The effect of density of states (DOS) [12] or the influence of electric field on the barrier height is often discussed in explaining the variation of TMR at higher bias. But the explanations given are not conclusive in the sense that one can explain the same bias dependence of TMR either assuming elastic DOS dependent tunneling or taking the inelastic processes into account. This is particularly true in case of transition metal MTJs, whereas in symmetric half metallic MTJ's the effect of DOS variation on bias dependence of TMR is not observed. It is believed that in the low bias region the electronic band structure of the electrodes play fundamental roles. Yet we do not observe the effect of sharp variation of electronic density of states (DOS) about the Fermi level at zero bias (for reasons to be discussed later). This report is the first clear demonstration of the effect of drastic DOS variation around the Fermi level near the interface.

Here we report the transport properties of an all-manganite MTJ where Ba_2LaNbO_6 has been introduced as the insulating barrier. The MTJ was prepared by pulsed laser deposition. The trilayer $La_{0.67}Sr_{0.33}MnO_3$ (LSMO) / Ba_2LaNbO_6 (BLNO) / $La_{0.67}Sr_{0.33}MnO_3$ (LSMO) was deposited on single crystalline $SrTiO_3$ (100) substrate. BLNO has a complex cubic perovskites structure and it can be grown epitaxially on single crystal perovskite substrates [13, 14]. The thickness of the bot-

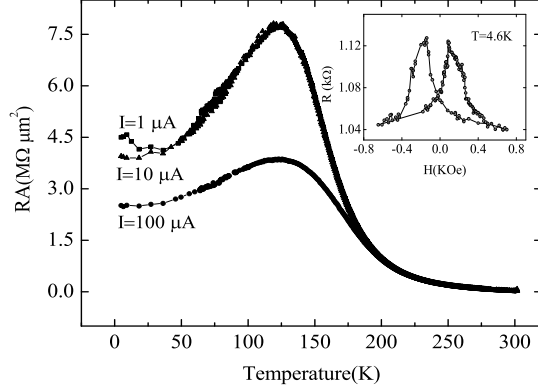


FIG. 1: Junction resistance–area product(RA) at different bias currents in absence of magnetic field. Junction resistance shows weaker temperature dependence at higher bias current. Inset: Junction resistance vs. magnetic field at 4.6K

tom LSMO layer is 1000Å and that of the top LSMO layer 500Å while the estimated thickness of the insulating spacer from the deposition rate calibration of BLNO is 50Å. The microfabrication in the cross-strip geometry was done using photolithography and ion-beam milling. The junction area is $50 \times 50 \mu m^2$. The transport and magnetoresistive properties were measured in the current perpendicular to plane geometry using four terminals method. The magnetic field was applied in the plane of the sample.

First it is necessary to establish whether the transport across the resistive spacer is dominated by quantum tunneling or whether it arises from an additional conduction channel due to submicron-sized pinholes through the spacer layer. The junction resistance in the absence of magnetic field shows a distinct peak at around 125 K and a weak low temperature rise in resistance below 30K (Fig: 1). Such temperature dependence of junction resistance is typical of manganite tunnel junctions [15, 16]. The decrease in junction resistance upon increasing temperature above 125K is probably related to tunneling via thermally generated defect or impurity states inside the barrier. With increase in bias level the temperature dependence of junction resistance becomes weaker (Fig: 1). This is indicative of a good pinhole short free tunnel junction [19]. For shorted junctions we should see metal like temperature dependence at any bias. The conductance curves show parabolic voltage dependence (Fig: 2) and the well known ‘zero bias anomaly’ [9, 10] at low temperature. Although this does not necessarily mean that the junction is good, the important barrier parameters like average barrier height and barrier width obtained from the fits to rectangular barrier Simmons model [17] and the asymmetric barrier Brinkman model [18] agree reasonably well with each other and the fitted barrier pa-

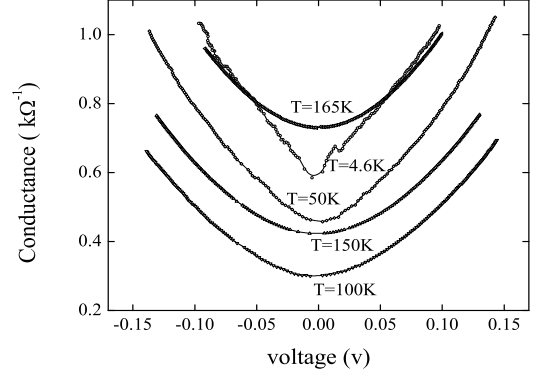


FIG. 2: Junction conductance vs. voltage curves at different temperatures in absence of magnetic field

rameters are almost temperature independent within the relevant temperature range as one expects for a pinhole short free tunnel junction [19]. All these observations indicate that the device is free of any pinhole shorts and tunneling is the dominant transport mechanism.

In our case, the highest value of TMR obtained at any bias current is about 10%. Low TMR value signifies a considerable reduction of spin polarization at the electrode-barrier interface. The tunnel magnetoresistance vanishes above 150K, as is the case generally for manganite tunnel junctions [20].

We have fitted the differential conductance vs. voltage curves using Brinkman model in different voltage ranges and the most important barrier parameters namely the average barrier height and the barrier width turns out to be in the range 0.2 – 0.25 eV and 32 – 37 Å respectively. The asymmetry in the barrier obtained from the Brinkman model is very small, about 3 – 4 mV only. The barrier asymmetry being marginal the current-voltage characteristics can be well fitted with symmetric barrier Simmons model, producing similar results. The consistency among the parameters obtained using the Simmons and Brinkman model is not a common phenomenon because of the problem regarding the fitting of differential conductance near zero bias due to ‘zero bias anomaly’ [9, 10]. The barrier width value obtained from fitting is less than the nominal value 50 Å. This indicates that there is a considerable smearing of conduction and valence band edges of the insulator near the interface. As a result both the average barrier height and the barrier width decreases.

The observed bias dependence of TMR (Fig: 3) has an unusual feature. Previous reports on bias dependence show that Tunnel Magnetoresistance decreases with increasing bias voltage and there is not much appreciable variation around zero bias [1]. Here we have observed that the TMR undergoes a sharp rise (Fig: 3) with

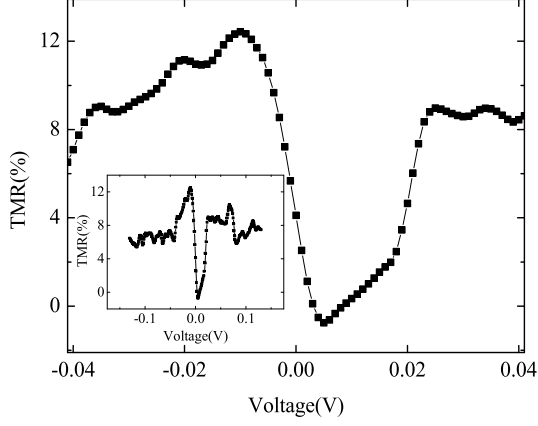


FIG. 3: Bias dependence of TMR at 6K highlighting the anomalous behaviour around zero bias. Inset: Bias dependence in the experimental voltage range

increasing bias voltage below 20-25 mV at 6K. Only one or two groups [3, 4, 5] have seen bias dependence like this but there are some striking differences between their observations and ours. For example, De Teresa et al. [3, 4] observed such bias dependence in case of $Co/SrTiO_3/La_{0.67}Sr_{0.33}MnO_3$ hybrid tunnel Junction and Sharma et al.[5] observed this in case of MTJ with composite barrier where the TMR undergoes a sharp decrease as one approaches zero bias. In both the cases highly asymmetric barrier is the key factor in the anomalous bias dependence of TMR. But here we are dealing with a pure half metallic tunnel junction with single insulating barriers. There is a marginal asymmetry in the bias dependence. This is due to a small barrier asymmetry close to 3 – 4 mV which is very small compared to the average barrier height of 0.20 – 0.25 eV. This is manifested in the conductance minimum at low temperature (Fig: 2) being shifted with respect to zero bias.

There are several factors contributing to the bias dependence of TMR. If there exists defect sites within the barriers, creation of states either thermally or by hot electron impact will facilitate two-step elastic tunneling. Since these states are not polarized, the two-step tunneling is spin independent and does not contribute to TMR. With increase in bias voltage, density of available defect states increases exponentially. As a result the two-step tunneling current, which is proportional to the vacant defect state density, increases sharply with increasing bias voltage, thus reducing the TMR with increasing bias. There are other inelastic processes that can influence the bias dependence. For example “hot electrons” tunneling across the insulating barrier may lose their energy by emitting a magnon and thereby flipping the electron spin. With increasing bias more magnons can be emitted, resulting in reduced TMR. Spin flip scattering cross-section

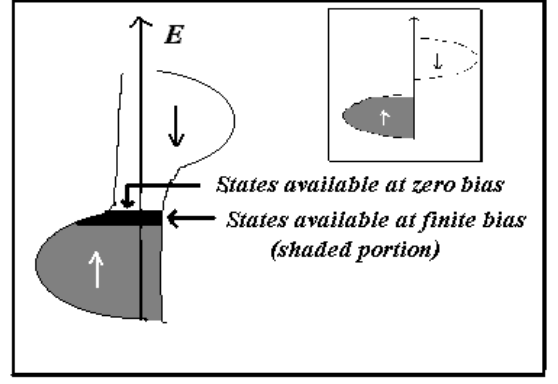


FIG. 4: Modified band structure of LSMO at the interface showing minority states around the Fermi level and the majority spin DOS increasing with increasing bias. Inset: Band structure of bulk LSMO

due to magnetic impurities in the barrier increases with increasing bias thus reducing the TMR. Although these higher order tunneling processes may have contributed in reducing the overall TMR value in our case, they cannot explain the anomalous bias dependence around zero bias.

From the fundamental point of view, the density of states at the metal insulator interfaces should have a major role in bias dependence. Biasing an MTJ leads to the contributions from electrons, which tunnel from the occupied states below the Fermi level of one electrode to the empty states at the same energy above the Fermi level of the other electrode. Due to the change in DOS of ferromagnets as a function of energy, the spin polarization should be voltage dependent and hence the TMR. But in practice, the nature of bias dependence in almost all MTJ's does not seem to reflect that. This is because for transition metals, although most of the spin polarization comes from d-band, majority of the tunneling electrons are from s-band which is not sharply polarized. There is no significant change of this situation if we take into account the effect of s-d hybridization [21]. On the other hand, half metals like manganites are fully spin polarized in the ground state. The spin up and spin down bands are completely spin split (Fig: 4) resulting in the spin polarization being immune to the sharp variation in DOS near the band edge. Thus the DOS variation with change in bias voltage does not affect the spin polarization. The increase in DOS with increase in bias voltage will of course increase the conductance and this can only decrease the TMR with increasing bias.

The observed bias dependence can be interpreted as being due to the perturbation caused by the complex band structure of the insulating barrier, the spin split band edges at the interfaces get modified in such a way that there is a substantial overlap of the up and down

spin bands below the Fermi level(Fig: 4). This results in the introduction of minority spin tunneling states. The existence of minority spin tunneling states will bring the variation in majority spin DOS into play because then it will strongly influence the tunneling spin polarization. It is possible to introduce spin dependent DOS [12] either in the Simmons model or in the Brinkman model and the current density can be expressed as

$$J \propto \int_{-\infty}^{\infty} \exp\left(-\frac{2}{\hbar} \int_0^d \{[\phi(x, V) - E_x]2m\}^{1/2} dx\right) D(E_x) [f(E) - f(E - eV)] dE_x \quad (1)$$

where ϕ is the barrier height which has a constant value in Simmons model and is a function of x (distance from one interface) in the Brinkman model; d is the barrier width. $D(E_x)$ is a function of spin dependent DOS. In the parallel magnetization configuration, $D_P(E_x) = N_{1\uparrow}N_{2\uparrow} + N_{1\downarrow}N_{2\downarrow}$, while in the antiparallel magnetization configuration $D_{AP}(E_x) = N_{1\uparrow}N_{2\downarrow} + N_{1\downarrow}N_{2\uparrow}$. Here $N_{i\uparrow,\downarrow}$ ($i = 1, 2$) are the spin up and spin down DOS respectively for the i th electrode. Thus the junction resistance in different magnetization configuration and hence the TMR depend on the up,down spin DOS or in other words, on spin polarization. At very low bias, the DOS for the majority spin band around Fermi level is much less than at higher voltage and the DOS slope is also much sharper at low bias. With increase in bias voltage from zero value, the majority spin DOS increases sharply (Fig: 4). Hence within a narrow bias window around zero bias the spin polarization can have a sharp rise with increasing bias. The existence of minority spin states is also instrumental in reducing the overall value of spin polarization. Still one should expect the TMR to increase beyond the observed bias range. But at higher voltages the change in majority spin dos slope as well as the opening up of inelastic conduction channel is bound to obscure the bias dependence of TMR. Thus we get the fingerprint of the DOS profile only in the low bias range.

A small negative or the inverse TMR (where the resistance in the antiparallel configuration is less than that in the parallel configuration) is also observed in the extreme vicinity of zero bias. Inverse TMR is expected in systems with the two different electrodes having opposite spin polarizations within a certain bias range [22]. In our case the majority and minority spin DOS become nearly equal near the Fermi level at zero bias. And since there is a small relative zero bias shift of Fermi levels between the two electrodes, it may give rise to Inverse TMR near zero bias.

To summarize, the observed anomalous bias dependence of TMR can be considered as the *first experimental demonstration of the influence of interfacial DOS around zero bias in a symmetric MTJ*. We have demonstrated the *dominance of the DOS dependent elastic tunneling over other higher order tunneling processes at low bias*.

We have also proposed that there can be considerable modification of the band structure at the half metal-insulator interface depending on the complex band structure of the insulating barrier. The influence of the insulating barrier can lead to the formation of *minority spin tunneling DOS* at the interfaces of a half metallic tunnel junction. To the best of our knowledge this is the first ever report of *minority spin tunneling states in half metals, which influence transport spin polarization*. This study highlights the importance of the hitherto neglected *modified DOS* at the interface, which is a crucial factor behind the bias dependence of TMR in MTJ's in general.

-
- [1] J. S. Moodera, Lisa R. Kinder, Terrilyn M. Wong, R. Meservey, Phys. Rev. Lett. **74** 3273 (1995)
 - [2] S. S. P. Parkin, K. P. Roche, M. G. Samant, P. M. Rice, R. B. Beyers, R. E. Scheuerlein, E. J. O'Sullivan, S. L. Brown, J. Bucchigano, D. W. Abraham, Yu Lu, M. Rooks, P. L. Trouilloud, R. A. Wanner, W. J. Gallagher, Jour. Appl. Phys. **85** 5828 (1999)
 - [3] J. M. De Teresa, A. Barthelémy, A. Fert, J. P. Contour, J. P. Contour, F. Montaigne, P. Sensor, Science **286** 507 (1999)
 - [4] J. M. De Teresa, A. Barthelémy, A. Fert, J. P. Contour, R. Lyonnet, F. Montaigne, P. Sensor, A. Vaures, Phys. Rev. Lett. **82** 4288 (1999)
 - [5] Manish Sharma, Shan X. Wang, Janice H. Nickel, Phys. Rev. Lett **82** 616 (1999)
 - [6] I. I. Oleinik, E. Y. Tsymbal, and D. G. Pettifor, Phys. Rev. B **65** R020401 (2001)
 - [7] B. Nadgorny, I. I. Mazin, M. Osofsky, R. J. Soulen. Jr., P. Broussard, R. M. Stroud, D. J. Singh, V. G. Harris, A. Arsenov, and Ya. Mukovskii, Phys. Rev. B **63** 184433 (2001)
 - [8] J. Jhang, R. M. White, Jour. Appl. Phys. **83** 6512 (1999)
 - [9] J. S. Moodera, J. Nowak and Rene J. M. van de Veerdonk, Phys. Rev. Lett. **80** 2941(1998)
 - [10] S. Zhang, P. M. Levy, A. C. Marley, S. S. P. Parkin, Phys. Rev. Lett. **79** 3744 (1997)
 - [11] R. Jansen, J. S. Moodera, Jour. Appl. Phys. **83** 6682 (1998)
 - [12] X. H. Xiang, T. Zhu, J. Du, G. Landry, J. Q. Xiao Phys. Rev. B **66** 174407 (2002)
 - [13] S. P. Pai, J. Jasudasan, P. R. Apte, R. Pinto, J. Kurian, P. K. Sajith, J. James, J. Koshy, Physica C **290** 105 (1997)
 - [14] J. Kurian, H. K. Varma, J. Koshy, S. P. Pai, R. Pinto, Appl. Phys. Lett. **69** 2909 (1996)
 - [15] J. Z. Sun, D. W. Abraham, K. Roche, S. S. P. Parkin, Appl. Phys. Lett **73** 1008 (1998)
 - [16] J. Z. Sun, K. P. Roche, S. S. P. Parkin, Phys. Rev. B **61** 11244 (2000)
 - [17] J. G. Simmons, Jour. Appl. Phys. **34** 1793 (1963)
 - [18] W. F. Brinkman, R. C. Dynes, J. M. Rowell, Jour. Appl. Phys. **41** 1915 (1970)
 - [19] J. J. Akerman, J. M. Slaughter, R. W. Dave, I. K. Schuller, Appl. Phys. Lett. **79** 3104 (2001)
 - [20] J. Z. Sun, L. Krusin Elbaum, P. R. Duncombe, A. Gupta and R. B. Laibowitz Appl. Phys. Lett **70** 1769 (1997)

- [21] J. A. Hertz, and K. Aoi, Phys. Rev. B **8** 3252 (1973)
- [22] C. Mitra, P. Raychaudhuri, K. Dorr, K. H. Muller, L. Schultz, P. M. Oppeneer and S. Wirth, Phys. Rev. Lett. **90** 017202 (2003)