

# Extremal Optimization for the Sherrington-Kirkpatrick Spin Glass

Stefan Boettcher<sup>1,\*</sup>

<sup>1</sup>*Physics Department, Emory University, Atlanta, Georgia 30322, USA*

(Dated: May 23, 2019)

Extremal Optimization (EO), a new local search heuristic, is used to find ground states of the mean-field spin glass model introduced by Sherrington and Kirkpatrick. The implementation extends the applicability of EO to systems with highly connected variables. For the first time, ground states of sufficient accuracy and with statistical significance are obtained for systems with more than  $N = 1000$  variables. The data reproduces the well-known Parisi solution for the average ground state energy of the model to about 0.02%. The results support within 1-2% accuracy rational values of  $\omega = 2/3$  for the scaling-corrections exponent and of  $\rho = 3/4$  for the fluctuation exponent of the ground state energies, neither one of which has been obtained analytically yet. Those results allow a direct comparison of recent numerical studies on finite-dimensional lattices with mean-field predictions.

PACS number(s): 75.10.Nr, 02.60.Pn, 05.50.+q.

The Sherrington-Kirkpatrick (SK) model [1] has provided a rare analytic glimpse into the nature of frustrated spin glasses below the glass transition for the last 30 years. It extends the notion of a spin glass on a finite-dimensional lattice introduced by Edwards and Anderson (EA) [2] to infinite dimensions, where all spin variables are infinitely connected and mean-field behavior emerges. In this limit, geometric properties of the lattice submerge. Consequently, the SK model simply establishes mutual bonds between *all* variables. Many features of this highly connected model have become analytically accessible with Parisi's replica symmetry breaking (RSB) scheme [3]. Only recently has RSB been extended also to mean-field models with finite connectivity [4].

Still, the SK model remains a topic of active research [5, 6]. For one, its complexity obscures many of its properties, fostering the development of new theoretical methods, although certain scaling exponents remain as-of-now intractable. Furthermore, renormalization group studies in finite dimensions [7, 8] indicate that spin glasses seem to contradict the conventional belief that mean-field theory provides at least a *qualitative* description of the real (low-dimensional) system at hand.

The complexity of the SK model is exemplified by the fact that it is typically an NP-hard problem to find the ground state of its instances [3]. Since its low-energy landscape features prominently in its low-temperature properties, even numerical insights have been hard to come by. Some earlier work in this area has been focused on gradient descent [9, 12] or Simulated Annealing algorithms [10], extrapolations to low temperatures from perturbative expansions near the glass transition [11], or on exact methods to enumerate low-lying energy values [13]. And even with the most sophisticated methods, based on genetic algorithms (GA), statistically significant results have been limited to system size below  $N \leq 300$  [5, 6].

In this Letter, we propose an alternative optimization procedure, based on the Extremal Optimization (EO) heuristic [14, 15]. Our implementation of EO [16] is

extremely simple and very effective, allowing to sample systems of sizes up to  $N \approx 1000$  with sufficient accuracy and statistical significance. This approach produces results that not only verify previous studies by independent means, but also improve the accuracy substantially. For instance, while previous studies [5, 6] strongly suggest that the fluctuation exponent of the ground state energies  $\rho$  is near to  $3/4$ , they can not exclude an earlier conjecture of  $5/6$  [17, 18]. Here, we find  $\rho = 0.75(1)$ , clearly excluding  $5/6$ . Instead, the result supports analytical arguments by Refs. [5, 19] in favor of  $\rho = 3/4$ .

As it turns out, this distinction is important, and bares directly on the relevance of mean-field theory for finite-dimensional systems, which is still a much-debated question. For instance, mean-field RSB calculations from Ref. [19] predict a relation between  $\rho$  (where  $\mu = 1 - \rho$  in their notation) and the “stiffness” exponent  $y_d$ . This prediction would be almost consistent with numerical results [20] obtained on lattices in  $d = 6$  and  $7$ , if  $\rho = 5/6$  were correct. In contrast, for the value of  $\rho = 3/4$  found here, mean-field theory and finite-dimensional lattice results substantially disagree on this point.

Our implementation of  $\tau$ -EO proceeds as follows [14, 15]: Assign to each spin variable a “fitness”

$$\lambda_i = x_i \sum_{j=1}^N J_{i,j} x_j, \quad (1)$$

corresponding to the negative of the local energy of each spin, so that

$$H = -\frac{1}{2\sqrt{N}} \sum_{i=1}^N \lambda_i \quad (2)$$

is the familiar Hamiltonian of the SK model. For general bond matrices  $J_{i,j}$ , such as those drawing from a continuous Gaussian bond distribution with varying bond-weights attributed to different spins, more refined definitions of  $\lambda_i$  should be used [14, 21]. Here it is conceptually

and computationally most convenient to draw discrete bonds  $J$  from  $\{-1, +1\}$  with equal probability, such that  $\langle J \rangle = 0$  and  $\langle J^2 \rangle = 1$ .

A local search with EO requires the ranking of these fitnesses  $\lambda_i$  from worst to best. Following Ref. [14], it is most expedient to sort the  $\lambda_i$  on a binary tree with the least-fit spins ranking near the top. At each update, one spin of “poor” fitness is forced to change, as discussed below. Unlike in finite-connected systems [15], this also changes the fitness of *all* other spins, albeit by a small amount. To avoid a costly reordering of the entire tree each update, a *dynamic* ordering scheme is used here. All  $\lambda_i$  are re-evaluated, but the tree is parsed only *once*, top to bottom, moving less fit spins up when necessary. Then, a spin near the bottom, which suddenly attained a low fitness, would move to the top at least within  $O(\log N)$  updates. But in parsing down from the top, a spin acquiring a high-fitness moves down immediately. However imperfect, ordering of fitnesses occurs faster than the dislocation created by the updates.

In a  $\tau$ -EO update, a spin is selected according to a scale-free probability distribution  $P(k) \sim k^{-\tau}$  over the ranks  $k$ . Since the ranking here is not linear but on a tree, a level  $l$ ,  $0 \leq l \leq \lfloor \log(n) \rfloor$  is selected with probability  $\sim 2^{-(\tau-1)l}$ , and one randomly chosen spin on the  $l$ -th level of the tree is updated. In this manner, a selection according to  $P(k)$  is approximated. Tests show, in fact, that the  $\tau$ -dependence for optimal performance of this algorithm follows the generic behavior described in Ref. [22], see Fig. 1. EO at  $\tau = 1.2$  finds consistently accurate energies using  $O(N^3)$  update steps in each run, at least for  $N \lesssim 1000$ , verified by repeated runs from random initial conditions. Including the linear cost of recalculating fitnesses and dynamic ordering, the algorithmic cost is  $O(N^4)$ , and runs take between  $\approx 1s$  for  $N = 63$  to  $\approx 20h$  for  $N = 1023$ .

It is not at all obvious that EO would be successful in an environment where variables are highly connected. So far, EO has only obtained good results for systems where each variable is connected only to  $O(1)$  other variables for  $N \rightarrow \infty$ . The update of a single variable hence impacts the extensive energy of the system only to sub-leading order, and only  $O(1)$  variables needed to rearrange their fitness. Reports on highly connected systems, where each degree of freedom is coupled to most others over long-range interactions, proved negative: For instance, in a continuum polymer model [23] with torsion angles between chain elements as variables, even a minute rotation leads to macroscopic changes in the total energy, and almost all moves are equally detrimental. In that case, criteria for move rejection are necessary, which are decidedly absent from EO so far.

Despite the  $O(N)$  connectivity in the SK model, each update can only effect the total energy to sub-leading order, as typical low energy states scale with  $O(N^{3/2})$ . Since on each update only those bonds change that are

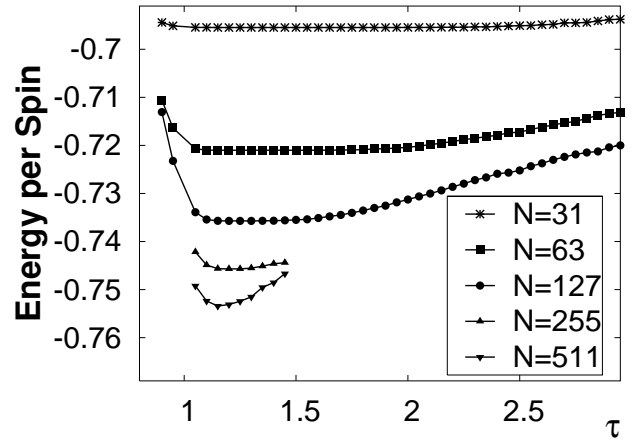


FIG. 1: Plot of the best average energy per spin found by EO as a function of the parameter  $\tau$ . For each system size  $N$ , a set of test instances were created and optimized with  $\tau$ -EO, each for  $N^3$  update steps. Each data point represents the average over the best-found energies obtained with that  $\tau$ . In accordance with Ref. [22], the optimal choice for  $\tau$  within the given runtime moves closer to unity slowly with increasing system size. Within the range of  $N$  used here, a fixed  $\tau \approx 1.2$  appears to be effective.

attached to the updated spin itself, all other spins change their fitness merely by  $O(1)$ , requiring little reordering. In fact, the ability to sustain  $O(N)$  perturbations to the system, without destroying the macroscopic state, may be one of the advantages of EO, at least over thermal methods.

Extensive computations to determine ground state energies per spin,  $e_0$ , of about  $I = 5 \cdot 10^5$  instances for  $N \lesssim 100$  to just  $I \approx 200$  instances for  $N = 1023$  have yielded the results listed in Tab. I. Note that all values chosen for  $N$  are odd. Using  $N = 2^i - 1$  was convenient to ensure a complete filling of all levels on the tree ranking the fitnesses. Subsequently, we added data at intermediate values of  $N$ . For smaller  $N$  there was a minute but noticeable deviation in the behavior of  $\langle e_0 \rangle$  between even and odd values of  $N$ , with even values leading to consistently lower  $\langle e_0 \rangle$ . Either set of data extrapolates to the same thermodynamic limit, with the same corrections-to-scaling exponent, but appears to differ in the amplitude of the scaling corrections. This behavior is consistent with the findings for even and odd-connectivity Bethe lattices [24]. (Note that even  $N$  here implies odd connectivity for each spin in the SK model, and vice versa.)

We have plotted  $\langle e_0 \rangle$  vs.  $1/N^{2/3}$  in Fig. 2. The data points extrapolate to  $-0.7633(1)$ , very close to the known Parisi energy of  $-0.76321(3)$  [11]. All data shown in Fig. 2 fits to both, the asymptotic forms  $\langle e_0 \rangle_N = \langle e_0 \rangle_\infty + a/N^\omega$  and  $\langle e_0 \rangle_N = \langle e_0 \rangle_\infty + a/N^{2/3}$ , with a goodness-of-fit  $Q \approx 0.02$ . The fit reproduces the exponent for scaling corrections  $\omega = 2/3$  within 1%. This is consistent with analytical results for scaling corrections obtained near  $T_g$  [25] and with numerical studies

TABLE I: List of our computational results to approximate ground state energies  $e_0$  of the SK model. For each system size  $N$ , we have averaged the energies over  $I$  instances and printed the rescaled energies  $\langle e_0 \rangle$ , followed by the deviation  $\sigma(e_0)$  in the distribution of  $E_0$ . Given errors are exclusively statistical.

$N$	$I$	$\langle e_0 \rangle$	$\sigma(e_0)$
15	380100	-0.64445(9)	0.0669(3)
31	380100	-0.69122(8)	0.0405(2)
49	500000	-0.71051(6)	0.0293(1)
63	389100	-0.71868(3)	0.0246(1)
99	500000	-0.73039(3)	0.01763(7)
127	380407	-0.73533(2)	0.01468(7)
199	351317	-0.74268(2)	0.01043(5)
255	218473	-0.74585(2)	0.00862(5)
399	15624	-0.75029(5)	0.0061(1)
511	20037	-0.75230(4)	0.0050(1)
1023	190	-0.7564(2)	0.0029(6)

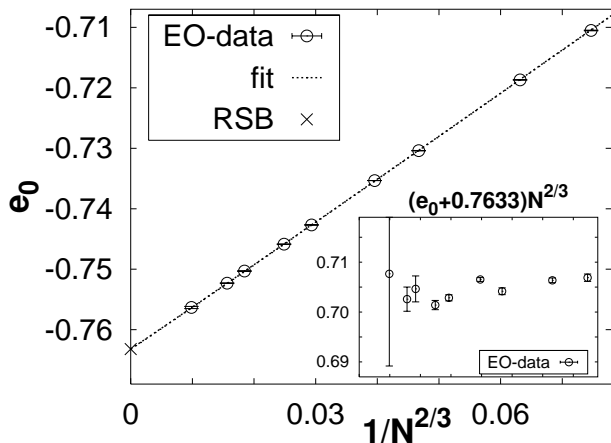


FIG. 2: Extrapolation of the data for  $\langle e_0 \rangle$  in Tab. I for  $N \rightarrow \infty$ . The exact result of  $-0.76321(3)$  ( $\times$ ) is reproduced with 0.01% accuracy. The near-linear behavior of the fit yields a scaling-correction exponent of  $\omega = 2/3$  to about 1%. The inset shows the same data, subtracted by  $-0.7633$  and rescaled by  $N^{2/3}$ , which now extrapolates for the amplitude of the scaling corrections. Despite “peeling off” layers of the asymptotic behavior, the data remains quite coherent.

of ground state energies [5, 6] for the SK model, but also with similar numerical studies of spin glasses on finite-connectivity Bethe lattices and ordinary random graphs [26].

The large number of instances for which estimates of  $e_0$  have been obtained allow a closer look at their distribution. The extreme statistics of the ground states has been pointed out in Ref. [27] and studied numerically in Refs. [6, 28]. We will explore elsewhere [29] the interesting question to what extent the details of the distribution of  $e_0$  is universal, i. e. independent from the details of the bond distribution. Here we focus merely on the scaling

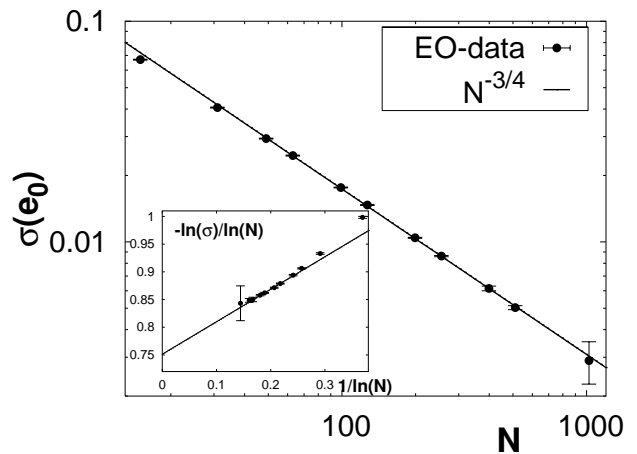


FIG. 3: Plot of the standard deviation in the distribution of ground state energies  $e_0$  vs the system size  $N$ . Asymptotic scaling sets in for  $N \geq 63$ , clearly favoring  $N^{-3/4}$  (full line). In the inset we plot the same data as  $-\ln(\sigma)/\ln(N)$  vs  $1/\ln(N)$ , which linearly extrapolates to  $\rho = 0.75(1)$  (full line).

of the standard deviations with respect to system size,

$$\sigma(e_0) = \sqrt{\langle e_0^2 \rangle - \langle e_0 \rangle^2} \sim N^{-\rho}. \quad (3)$$

The fluctuation exponent  $\rho$  features prominently in recent theoretical predictions [19] extending mean-field theory down to the upper critical dimension,  $d_u = 6$ .

Being an extreme element of the energy spectrum, the distribution of  $e_0$  is not normal but follows a highly skewed “extremal statistics” [27]. Similarly, the fluctuations of  $e_0$  appear to be a lot narrower than normal, with  $\rho > 1/2$  in Eq. (3). Early theoretical work [17, 18] suggested a value of  $\rho = 5/6$ . More recent numerical work [5, 6] instead is pointing to a lower value, near  $3/4$ , although  $5/6$  could not be entirely excluded. Ref. [19] have advanced an alternative argument in favor of  $\rho = 3/4$ , based on corrections in the zero-mode of the propagator due to fluctuations.

In Fig. 3 the numerical results for the standard deviations in the distribution of ground state energies  $e_0$  is shown. The asymptotic scaling for  $N \geq 63$  is certainly very close to  $\rho = 3/4$ . The crossover behavior toward asymptotic behavior is similar to the results found for Gaussian bonds using a GA (see Fig. 1 in Ref. [6]), except that the EO data reaches about half a decade further into the asymptotic regime. The inset shows a direct extrapolation for  $\rho \sim -\ln(\sigma)/\ln(N)$ , for which a linear fit for  $N \geq 63$ , weighted by the errors, yields  $\rho = 0.75(1)$  with  $Q \approx 0.03$ .

To demonstrate the significance of the value of  $\rho$ , we refer again to Ref. [19]. Although the main point of that Letter was the inconsistency of RSB with aspect ratio scaling (ARS) in low dimensions, it also derives the rela-

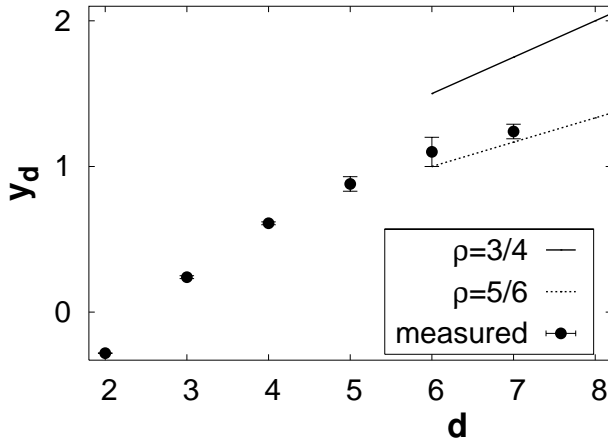


FIG. 4: Plot of the stiffness exponent  $y_d$  as a function of dimension  $d$ . Shown are the numerical results obtained on hyper-cubic lattices with EO [20] and the RSB prediction in Eq. (4) from Ref. [19] for  $\rho = 3/4$  (full line) and for  $\rho = 5/6$  (dashed line).

tion for the “stiffness” exponent,

$$y_d = d(1 - \rho) \quad (d \geq d_u = 6). \quad (4)$$

Taking fluctuations into account, Eq. 4 is valid above the upper critical dimension,  $d_u = 6$ , in the mean-field limit. In Fig. 4, we plot Eq. (4), both for  $\rho = 3/4$  (full line) and  $\rho = 5/6$  (dashed line), together with low-dimensional numerical data for  $y_d$  up to  $d = 7$ , obtained with EO on bond-diluted lattices [20]. The results clearly show that the RSB predictions, even putting the issue of ARS aside, are inconsistent with low-dimensional behavior for the likely value of  $\rho = 3/4$ . Ironically,  $\rho = 5/6$  is nearly consistent with the data, although a more likely fit would be  $y_d \approx (d - 2)/4$ .

In conclusion, we have shown that the extremal optimization heuristic can be extended successfully to highly connected systems. Results for the ground states of the SK model are consistent with previous studies while reaching significantly larger systems sizes. These results provide more confidence into conjectures about as-of-yet unobtainable scaling exponents. These exponents allow a rare *direct* comparison between recent simulations on finite-dimensional lattices and mean-field predictions.

This work has been supported by grant 0312510 from the Division of Materials Research at the National Science Foundation.

- [1] D. Sherrington and S. Kirkpatrick, Phys. Rev. Lett. **35**, 1792 (1975).
- [2] S. F. Edwards and P. W. Anderson, J. Phys. F **5**, 965-974 (1975).
- [3] M. Mézard, G. Parisi, and M. A. Virasoro, *Spin Glass Theory and Beyond*, (World Scientific, Singapore, 1987).
- [4] M. Mézard and G. Parisi, Eur. Phys. J. B **20**, 217 (2001).
- [5] J.-P. Bouchaud, F. Krzakala, and O. C. Martin, Phys. Rev. B **68**, 224404 (2003).
- [6] M. Palassini, *Ground-state energy fluctuations in the Sherrington-Kirkpatrick model*, cond-mat/0307713.
- [7] D. S. Fisher and D. A. Huse, Phys. Rev. Lett. **56**, 1601-1604 (1986).
- [8] A. J. Bray and M. A. Moore, Phys. Rev. Lett. **58**, 57-60 (1987).
- [9] F. T. Bantilan and R. G. Palmer, J. Phys. F **11**, 261-266 (1981).
- [10] G. S. Grest, C. M. Soukoulis, and K. Levin, Phys. Rev. Lett. **56**, 1148 (1986).
- [11] A. Crisanti and T. Rizzo, Phys. Rev. E **65**, 046137 (2002).
- [12] S. Cabasino, E. Marinari, P. Paolucci, and G. Parisi, J. Phys. A **21**, 4201-4210 (1988).
- [13] S. Kobe, *Ground-state energy and frustration of the Sherrington-Kirkpatrick model and related models*, cond-mat/0311657.
- [14] S. Boettcher and A. G. Percus, Artificial Intelligence **119**, 275 (2000).
- [15] S. Boettcher and A. G. Percus, Phys. Rev. Lett. **86**, 5211 (2001).
- [16] A simple, interactive demonstration program for finding SK ground states with EO can be obtained at [www.physics.emory.edu/faculty/boettcher/pub/EOforSK.c](http://www.physics.emory.edu/faculty/boettcher/pub/EOforSK.c).
- [17] I. Kondor, J. Phys. A **16**, L127-L131 (1983).
- [18] A. Crisanti, G. Paladin, H.-J. Sommers, and A. Vulpiani, J. Phys. I France **2**, 1325-1332 (1992).
- [19] T. Aspelmeier, M.A. Moore, and A.P. Young, Phys. Rev. Lett. **90**, 127202 (2003).
- [20] S. Boettcher, *Low-temperature excitations of dilute lattice spin glasses*, Europhys. Lett. (to appear).
- [21] A. A. Middleton, Phys. Rev. E **69**, 055701 (R) (2004).
- [22] S. Boettcher and M. Grigni, J. Phys. A **35**, 1109 (2002).
- [23] Thanks to A. Erzan for exploring EO for polymer folding, based on the model in E. Tuzel and A. Erzan, Phys. Rev. E **61**, R1040 (2000).
- [24] S. Boettcher, European Physics Journal B **31**, 29-39 (2003).
- [25] G. Parisi, F. Ritort, and F. Slanina, J. Phys. A **26**, 3775 (1993).
- [26] S. Boettcher, Phys. Rev. B **67**, R060403 (2003).
- [27] J.-P. Bouchaud and M. Mézard, J. Phys. A **30**, 7997-8015 (1997).
- [28] A. Andreanov, F. Barbieri, and O. C. Martin, *Large deviations in spin glass ground state energies*, cond-mat/0307709.
- [29] S. Boettcher, in preparation.

---

\* Electronic address: sboette@emory.edu