

Formation of fermionic molecules via interisotope Feshbach resonances

E.G.M. v. Kempen, B. Marcelis, and S.J.J.M.F. Kokkelmans

Eindhoven University of Technology, P.O. Box 513, 5600 MB Eindhoven, The Netherlands

(Dated: December 2, 2024)

We perform an analysis of recent experimental measurements and improve the lithium interaction potentials. For ${}^6\text{Li}$ a consistent description can be given. However, the same interaction potentials show an inconsistency with ${}^7\text{Li}$ experiments, indicating a Born-Oppenheimer breakdown for the singlet potential at the current level of accuracy. We discuss theoretical uncertainties for the position of the broad ${}^6\text{Li}$ Feshbach resonance, and we present an analytic scattering model for this resonance, based on the inclusion of a field-dependent virtual open-channel state. We predict new Feshbach resonances for the ${}^6\text{Li}$ - ${}^7\text{Li}$ system, and their importance for different types of crossover superfluidity models is discussed.

PACS numbers: 34.50.-s, 02.30.Mv, 03.75.Nt, 11.55.Bq

Resonances in cold atomic gases offer the key to connections with challenging condensed matter physics. In particular, resonances make lithium atomic systems very versatile. The first Bose-Einstein condensates (BEC) were quite small in number due to a negative scattering length [1], later Feshbach resonances [2] have been used to create condensates with positive scattering length and to generate bright solitons [3, 4] by changing the scattering length a back to negative. Even more interesting is the usability to form molecules, since the Feshbach resonance results from bringing a molecular state on threshold. The connection between fermionic atoms and composite bosons (molecules) has great impact for the study of the well-known crossover problem between BEC and Bardeen-Cooper-Schrieffer (BCS)-type superfluidity [5, 6, 7].

In this paper, we study several Feshbach resonances in the lithium system. We first review the knowledge of the interatomic interaction potentials, and use experimental data as input to improve these potentials. We discuss the special situation for the broad ${}^6\text{Li}$ resonance, where the background scattering length depends strongly on the magnetic field. This will be interpreted as a field-dependent virtual state (a second resonance) which is situated close to threshold. The full energy-dependent scattering process can be parametrized according to a simple analytical model that encapsulates both field-dependent resonances. Further, we apply our knowledge of the lithium interactions to a system of ${}^6\text{Li}$ - ${}^7\text{Li}$, and find several Feshbach resonances which are accessible in current experimental setups. The underlying molecular state is of a composite fermionic nature, which allows for a new type of crossover physics — the transition of an atomic BEC to a molecular Fermi-type of superfluidity. Recently, Feshbach resonances in a heteronuclear Bose-Fermi mixture have been observed [8, 9], where polar fermionic molecules underly the resonance state.

For an accurate prediction of resonance properties, we need a detailed understanding of the actual interatomic potentials. Here we describe how we improved the precision of existing potentials by using recent experimental measurements as input. The potentials can

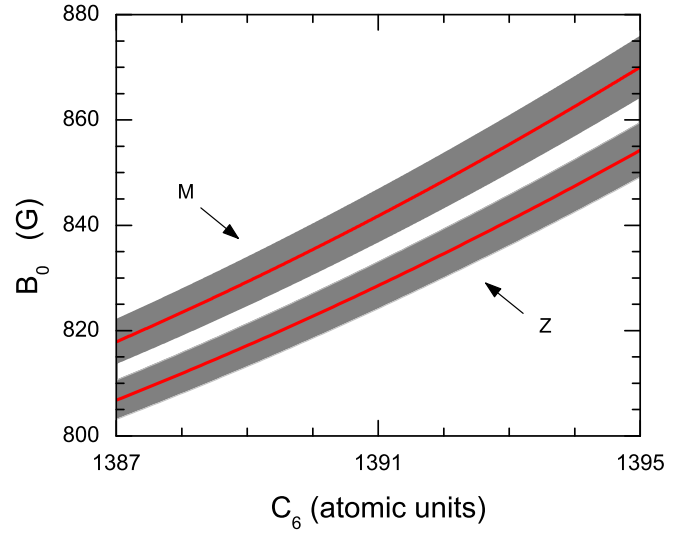


FIG. 1: (color online) Dependency of the broad-resonance position B_0 on C_6 , according to the second analysis (see text). The shaded area indicates the associated uncertainty. The curve indicated with M (Z) is obtained making use of the exchange energy according to [11] ([12]).

be divided in two radial intervals. For large interatomic separations r the potential is given by the sum of the dispersive Van der Waals tail $V^{\text{vdw}}(r) = -C_6/r^6 - C_8/r^8 - C_{10}/r^{10}$ and the exchange contribution $V_S^{\text{ex}}(r) = (-1)^{S+1} C^{\text{ex}} r^{7/2\alpha-1} e^{-2\alpha r}$ [10], resulting in two potentials: a singlet ($S = 0$) and a triplet ($S = 1$) potential. The coefficient C^{ex} is taken from Refs. [11, 12], α is directly related to the ionization energy $\alpha^2/2$ [13], and C_8 and C_{10} are taken from Refs. [14, 15]. For smaller r we use the model singlet and triplet potentials which have also been used in Refs. [16, 17].

These short-range and long-range potentials are smoothly connected at $r = 18a_0$, with a_0 the Bohr radius. To overcome the inaccuracies of the short range potentials, we make use of the accumulated phase method [16]. A boundary condition is applied on the partial-wave radial wave functions at $r = 17.5a_0$ in the form of a WKB

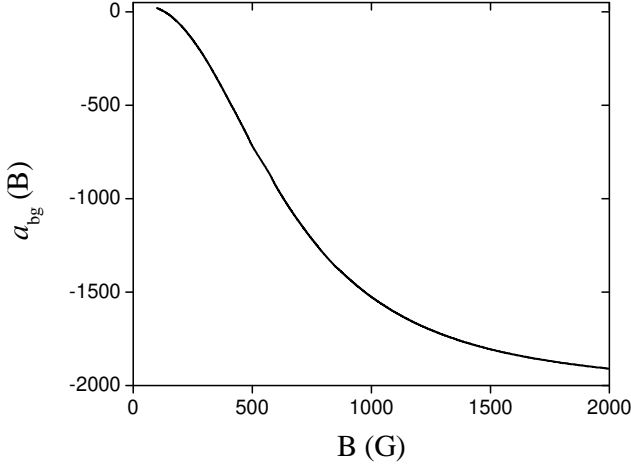


FIG. 2: Background value of the scattering length of ${}^6\text{Li}$ in the $|f_1, m_{f_1}; f_2, m_{f_2}\rangle = 1/2, 1/2; 1/2, -1/2\rangle$ channel as a function of the magnetic field B .

phase $\phi_{S,T}(E, \ell) = \phi_{S,T}^0(E, \ell) + \Delta\phi_{S,T}$. The first term on the right is calculated by radial integration of the model potential up to $17.5a_0$ and is expected to account for the energy and angular momentum dependence of the accumulated phase to a sufficient degree of accuracy. The second term is an energy and angular momentum independent shift of the phase, determined from experimental data. These corrections $\Delta\phi_{S,T}$ to the accumulated singlet and triplet phases can be converted to the more physical quantities $\nu_{DS,DT}$, which are the fractional vibrational quantum numbers at dissociation.

We determine the free parameters of our interaction potentials ν_{DS} , ν_{DT} , and C_6 from experimental input by means of a χ^2 minimization. In this analysis we only use experimental data of ${}^6\text{Li}$ systems to avoid problems associated with a possible breakdown of the Born-Oppenheimer approximation for the singlet potential [18]. We find indications of such a breakdown when we use a simple mass-scaling relation between the ${}^6\text{Li}$ and ${}^7\text{Li}$ isotopes, and try to fit also experimental ${}^7\text{Li}$ data. The result is an inconsistent $\Delta\phi_S$ in the two cases. Our total set of ${}^6\text{Li}$ experiments comprises 6 data points. The zero-crossing of the scattering length of a system in the two lowest hyperfine states at a magnetic field $B=528(4)\text{G}$ [19] and $B=530(3)\text{G}$ [20]. In the same spin state configuration, the positions of Feshbach resonances at $B_0=543.26(10)\text{G}$ [21] and $B_0=822(3)\text{G}$ [7]. The measurement of the scattering length in the lowest and third to lowest hyperfine state $a = 540a_0$ [22] and the binding energy of the most weakly bound triplet state[23].

From our optimization procedure we find a minimum in the reduced χ^2 distribution of $\chi^2 = 0.5$. The corresponding parameter values are $\nu_{DS} = 0.3496(5)$, equivalent with a singlet scattering length $a_S = 45.3(1)a_0$ and $\nu_{DT} = 0.9954(2)$, corresponding to $a_T = -2025(70)a_0$. For the leading dispersion coefficient we find $C_6 =$

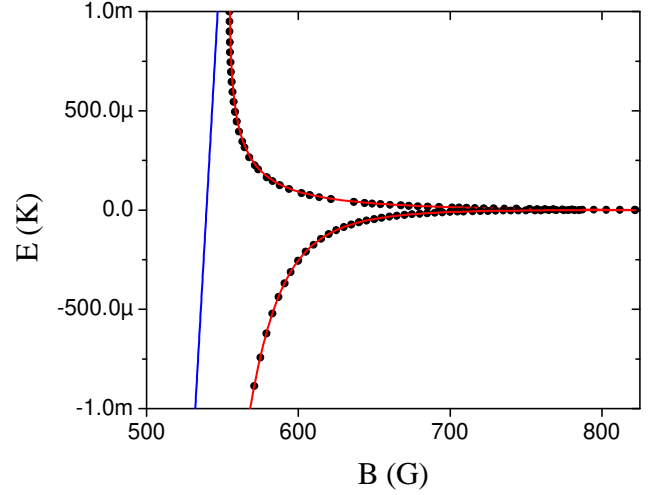


FIG. 3: (color online) Energy of the dressed (quasi-)molecular state as obtained with a full coupled-channels calculation (dots). The straight line is the bare closed-channel energy $\epsilon_b(B)$, and the energy of the dressed state according to our model is indicated by the curved line.

1388(6) at. units. This result has been obtained with a C_6^{ex} of Ref. [11]. When we weaken C_6^{ex} to the value of Ref. [12], we find that the optimal C_6 is shifted to $C_6 = 1390$ at. units. The scattering lengths found are consistent with previous determinations [17, 23]. Our C_6 coefficient agrees with the values found in *ab initio* calculations [14, 24].

The objective of a second analysis [25] is to reevaluate the position of the broad s-wave Feshbach resonance of ${}^6\text{Li}$ in the two lowest hyperfine states, without making use of the experimental result $B_0=822\text{G}$. Hereto we add the positions of three p-wave Feshbach resonances, which have been measured recently [26], and experimental data of ${}^7\text{Li}$ [3, 27], to the set of experiments. In this combined isotope analysis we perform a mass scaling procedure for the triplet boundary condition only. Since we want to avoid Born-Oppenheimer breakdown problems for the singlet potential [18], we optimize the ${}^7\text{Li}$ parameter $\nu_{DS,7}$ independently of the ${}^6\text{Li}$ parameter $\nu_{DS,6}$.

Since the p-wave resonances are measured with high accuracy, we also allow for small corrections of the angular momentum dependence of $\phi_S^0(E, \ell)$ via the parameter $\Delta\phi_S^l$ by means of an addition $\Delta\phi_S^l \cdot l(l+1)$ cf. [28]. By optimizing the interaction parameters ($\nu_{DS,6}$, $\nu_{DS,7}$, $\nu_{DT,6}$, $\Delta\phi_S^l$) for various fixed values of C_6 we are able to obtain a minimum reduced χ^2 of 0.7. The dependency of χ^2 on C_6 is rather weak and therefore the set of experiments does not restrict the C_6 coefficient to an acceptable degree. However, the value for which χ^2 is minimal occurs for an acceptable $C_6 = 1390.6$ at. units if we use the exchange energy according to [12]. Given this C_6 we find the position of the broad Feshbach resonance at $B_0 = 826$ G. Although a parameter set optimized for a fixed C_6 gives an uncertainty of only a few Gauss on

B_0 , the variation of the resonance position with C_6 leads to a much larger domain. Based on values from *ab initio* calculations for C_6 and C^{ex} from [12], we estimate $808 \text{ G} < B_0 < 846 \text{ G}$ for $1388 < C_6 < 1393$ at. units, see Fig. 1. When we use C^{ex} from Ref. [11] the minimum reduced χ^2 is 0.5, although it is now obtained for $C_6 = 1395.6$, and also in this case the value for the C_6 coefficient is not strongly restricted, see Fig. 1.

From now on, the properties of the Feshbach resonances will be derived from our first analysis. First, we study the broad $B_0 = 822 \text{ G}$ Feshbach resonance in the two lowest hyperfine states of ${}^6\text{Li}$. This resonance is quite remarkable for two reasons: it has a large width of the order of 100 G, and its background scattering length a_{bg} is strongly depending on the magnetic field, which can be seen from Fig. 2. At zero field, a_{bg} is small and negative, while for large field values a_{bg} is large and negative, indicating the presence of a nearby virtual state in the open-channel subspace P [29]. Consequently several important quantities, such as the S and T matrices which summarize the collision process, depend non-trivially on the collision energy E . We will here apply the model discussed in Ref. [29] to this s-wave Feshbach resonance. This model takes the virtual state into account explicitly, and gives an analytical description of all important two-body quantities near the Feshbach resonance.

In general, the relation between the background scattering length a_{bg} , the range of the potential a_{bg}^P , and the virtual state pole κ_{vs} , is given by $a_{\text{bg}} = a_{\text{bg}}^P - 1/\kappa_{\text{vs}}$. The range of the potential is related to the Van der Waals coefficient C_6 , and does not depend on the magnetic field. Therefore, we account for the field dependence of a_{bg} by generalizing the model of Ref. [29] to the case of a field-dependent virtual-state $\kappa_{\text{vs}}(B)$. The complex energy shift is then given by

$$\begin{aligned} A(E, B) &= \Delta_{\text{res}}(E, B) - \frac{i}{2}\Gamma(E, B) \\ &= \frac{-iA_{\text{vs}}(B)}{2\kappa_{\text{vs}}(B)[k + i\kappa_{\text{vs}}(B)]}, \end{aligned} \quad (1)$$

where $A_{\text{vs}}(B)$ is related to the coupling matrix element between the open-channel virtual state and the closed-channel bound state responsible for the Feshbach resonance. Our wavenumber units are such that $E = k^2$.

The total scattering length is then given by

$$a(B) = a_{\text{bg}}^P - \frac{1}{\kappa_{\text{vs}}(B)} - \lim_{E \rightarrow 0} \frac{\Gamma(E, B)/2}{k[\epsilon_b(B) + \Delta_{\text{res}}(E, B)]}, \quad (2)$$

where $\epsilon_b(B) = \Delta\mu^{\text{mag}}(B - \bar{B}_0)$ is the energy of the bare closed-channel bound state, $\Delta\mu^{\text{mag}} = 2.0\mu_B$ the magnetic moment, μ_B the Bohr magneton, and $\bar{B}_0 = 539.5 \text{ G}$ the field where the bare closed-channel energy crosses threshold. For a fixed B value, the parameters $A_{\text{vs}}(B)$ and $\kappa_{\text{vs}}(B)$ are obtained by fitting Eq. (2) to the coupled-channels result for $a(B)$, using two close-lying data points where we assume A_{vs} and κ_{vs} locally constant. Repeating this for every field value, we obtain explicit expres-

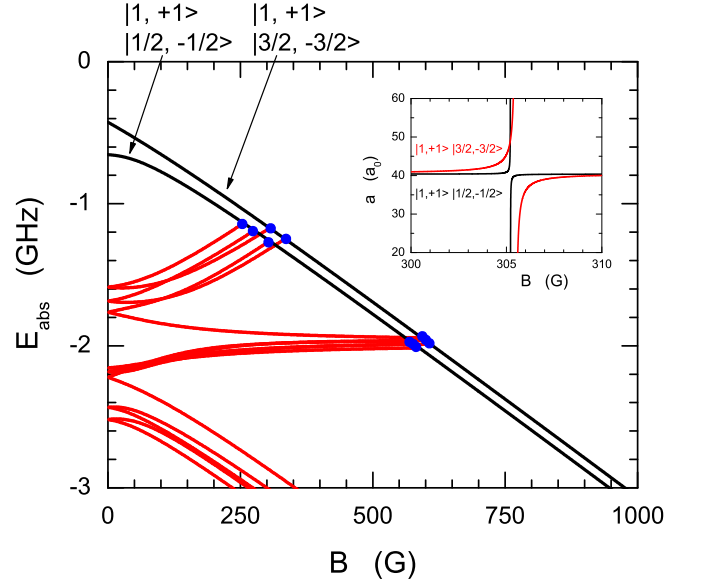


FIG. 4: (color online) Two thresholds for the ${}^6\text{Li}$ - ${}^7\text{Li}$ system which show the coincidence of two Feshbach resonances. Inset: scattering length as a function of magnetic field, for the two coinciding Feshbach resonances.

TABLE I: Parameters of the virtual-state model. For the magnetic fields of interest ($530 \text{ G} \lesssim B \lesssim 830 \text{ G}$), the field dependent parameters are given by a third-order polynomial fit, $c_0 + c_1 B + c_2 B^2 + c_3 B^3$. For $A_{\text{vs}}(B)$ the units are given by $[c_n] = K^2 G^{-n}$, and for $\kappa_{\text{vs}}(B)$ the units are given by $[c_n] = K^{1/2} G^{-n}$. The range of the potential is given by $a_{\text{bg}}^P = 45 \text{ a}_0$.

| | c_0 | c_1 | c_2 | c_3 |
|-------------------------|----------------------|-----------------------|-----------------------|------------------------|
| $A_{\text{vs}}(B)$ | $1.62 \cdot 10^{-5}$ | $-5.10 \cdot 10^{-8}$ | $6.07 \cdot 10^{-11}$ | $-2.56 \cdot 10^{-14}$ |
| $\kappa_{\text{vs}}(B)$ | $4.65 \cdot 10^{-2}$ | $-1.54 \cdot 10^{-4}$ | $1.92 \cdot 10^{-7}$ | $-8.26 \cdot 10^{-11}$ |

sions for the non-trivial energy dependence of the complex energy shift, using only the zero-energy information contained in $a(B)$. Note that there are only two free parameters, and $a_{\text{bg}}(B)$ is fixed once $\kappa_{\text{vs}}(B)$ is known.

The fit functions are summarized in Table I. In Fig. 3 we compare the dressed (quasi-)molecular state calculated by coupled-channels methods and by our analytical model, which agrees excellently. Therefore this model can be used to analytically describe the S and T matrices [29], scattering phase-shifts, etc., with similar precision as a full coupled channels calculations, for a large range of energies and magnetic fields.

Now we turn to the final topic of this paper, the study of Feshbach resonances in a ${}^6\text{Li}$ fermion - ${}^7\text{Li}$ boson mixture. We use again our first analysis of the interaction parameters for ${}^6\text{Li}$, and perform a simple mass scaling of the accumulated phases for the ${}^6\text{Li}$ - ${}^7\text{Li}$ system. As discussed before, this leads to less accurate predictions for the resonance positions as suggested by the accuracies from the ${}^6\text{Li}$ interaction parameters. From our second analysis,

we estimate the effect of the singlet Born-Oppenheimer breakdown to give inaccuracies in the mixed isotope resonance positions of a few Gauss.

Feshbach resonances in the ${}^6\text{Li}$ - ${}^7\text{Li}$ system have been studied before in Ref. [17], where only the case of magnetically trappable atoms was investigated. Moreover, those resonances are accompanied by large inelastic exchange losses. We investigate only ${}^6\text{Li}$ - ${}^7\text{Li}$ hyperfine state combinations where exchange losses are absent. Within these boundaries, there are still numerous resonances present, and we restrict ourselves to the most interesting results. The ${}^6\text{Li}$ - ${}^7\text{Li}$ $|1/2, 1/2\rangle + |1, 1\rangle$ channel has the lowest energy in the two-body hyperfine diagram. Therefore, this channel will not suffer from magnetic dipolar relaxation. We find five Feshbach resonances at magnetic field values of 218 G, 230 G, 251 G, 551 G, and 559 G. All mixed resonances arise from the same underlying bound state in the triplet potential.

Feshbach resonances between bosons and fermions give rise to a fundamentally different type of crossover physics. In order to describe correctly the many-body physics and interactions close to resonance, more research is needed. However, to make the system feasible, some requirements have to be fulfilled. For a stable BEC, a positive scattering length for the bosons is required. Approaching the resonance from the atomic side, the mixed boson-fermion scattering length will become negative, and stability of the system could become an issue. At the other side of the resonance, it is important that the effective interaction between the fermionic molecules is attractive. Point-like composite fermions do not undergo s-wave collisions, however, close to resonance the molecules are

long stretched, and an effective interaction mediated via the bosons could be possible. An approach similar to Ref. [30] could be conclusive on this and on the expected dependence of the inelastic rate coefficient on the scattering length. Also, the effect of Pauli blocking will not be as strong as in Ref. [30], however, still a reduction with respect to the pure bosonic case could be expected.

Another interesting situation occurs when two Feshbach resonances coincide. Further away from resonance, where the size of the molecule is much smaller than the interparticle separation, no s-wave collisions are expected for the composite fermions. Therefore, in order to preserve superfluid behavior, fermionic molecules in two different spin configurations are needed to allow for s-wave collisions between molecules. That such a situation exists can be seen from Fig. 4, where the ${}^6\text{Li}$ - ${}^7\text{Li}$ $|1/2, -1/2\rangle + |1, 1\rangle$ and $|3/2, -3/2\rangle + |1, 1\rangle$ thresholds are plotted as a function of magnetic field, together with the highest field-dependent bound states. Every crossing of a bound state with threshold indicates the position of a Feshbach resonance. It can be seen that at $B = 305$ G two Feshbach resonances coincide. These two threshold channels have the same bosonic ${}^7\text{Li}$ state, but a different fermionic ${}^6\text{Li}$ state. This coincidence is systematic, and will not depend on the interaction parameters. The scattering lengths as a function of the magnetic field can be seen in the inset of Fig. 4.

We acknowledge discussions with B. Verhaar, M. Holland, J. Zhang, T. Bourdel, F. Chevy and C. Salomon, and we acknowledge the Netherlands Organization for Scientific Research (NWO). E. K. acknowledges support from the Stichting FOM, financially supported by NWO.

-
- [1] C. C. Bradley et al., Phys. Rev. Lett. **75**, 1687 (1995); *ibid.* Phys. Rev. Lett. **79**, 1170 (1997).
 - [2] H. Feshbach, Ann. of Phys. (N.Y.) **5**, 357 (1958); *ibid.* **19**, 287 (1962).
 - [3] L. Khaykovich et al., Science **296**, 1290 (2002).
 - [4] K. E. Strecker et al., Nature **417**, 150 (2002).
 - [5] P. Nozières and S. Schmitt-Rink, J. Low Temp. Phys. **59**, 195 (1982); M. Randeria and references therein in *Bose-Einstein condensation*, Cambridge Un. Press, Cambridge (1995).
 - [6] C. A. Regal, M. Greiner, and D. S. Jin, Phys. Rev. Lett. **92**, 083201 (2004).
 - [7] M. W. Zwierlein et al., Phys. Rev. Lett. **92**, 120403 (2004).
 - [8] C.A. Stan et al., cond-mat/0406129.
 - [9] S. Inouye et al., cond-mat/0406208.
 - [10] B.M. Smirnov and M.S. Chibisov, Zh. Eksp. Teor. Fiz. **48**, 939 (1965) [Sov. Phys. JETP **21**, 624 (1965)].
 - [11] M. Marinescu and A. Dalgarno, Z. Phys. D **36**, 239 (1996).
 - [12] W.T. Zemke and W.C. Stwalley, J. Chem. Phys. **111**, 4962 (1999).
 - [13] C.J. Lorenzen and K. Niemax, J. Phys. B **15**, L139-L145 (1982).
 - [14] Z.-C. Yan et al., Phys. Rev. A **54**, 2824 (1996).
 - [15] S.G. Porsev, A. Derevianko, J. Chem. Phys. **119**, 844 (2003).
 - [16] A.J. Moerdijk and B.J. Verhaar, Phys. Rev. Lett. **73**, 518 (1994).
 - [17] F. A. van Abeelen, B. J. Verhaar, and A. J. Moerdijk, Phys. Rev. A **55**, 4377 (1997).
 - [18] X. Wang et al., J. Chem. Phys. **117**, 9339 (2002).
 - [19] K. M. O'Hara et al., Phys. Rev. A **66**, 041401(R) (2002).
 - [20] S. Jochim et al., Phys. Rev. Lett. **89**, 273202 (2002).
 - [21] K.E. Strecker, G.B. Partridge, and R.G. Hulet, Phys. Rev. Lett. **91**, 080406 (2003).
 - [22] K. M. O'Hara et al., Phys. Rev. Lett. **85**, 2092 (2000).
 - [23] E. R. I. Abraham et al., Phys. Rev. A **55**, R3299 (1997).
 - [24] A. Derevianko, J. F. Babb, and A. Dalgarno, Phys. Rev. A **63**, 052704 (2001).
 - [25] Here C^{ex} is taken from ref. [12].
 - [26] J. Zhang et al, cond-mat/0406085.
 - [27] E.R.I. Abraham et al., Phys. Rev. Lett. **74**, 1315 (1995).
 - [28] E.G.M.v. Kempen et al., Phys. Rev. Lett. **88**, 093201 (2002).
 - [29] B. Marcelis et al., cond-mat/0402278.
 - [30] D.S. Petrov, C. Salomon, and G.V. Shlyapnikov, cond-mat/0309010.