

Topology induced Kondo effect in hydrogenated Pt nanocontacts

G. Chiappe,^{1,2} E. Louis,¹ E.V. Anda,³ and J. A. Verges⁴

¹*Departamento de Física Aplicada, Unidad Asociada del Consejo Superior de Investigaciones Científicas and Instituto Universitario de Materiales, Universidad de Alicante, San Vicente del Raspeig, Alicante 03690, Spain.*

²*Departamento de Física J.J. Giambiagi, Facultad de Ciencias Exactas, Universidad de Buenos Aires, Ciudad Universitaria, 1428 Buenos Aires, Argentina.*

³*Departamento de Física, Pontificia Universidade Católica do Rio de Janeiro, 22452-970 Rio de Janeiro, Caixa Postal 38071, Brasil.*

⁴*Departamento de Teoría de la Materia Condensada, Instituto de Ciencias de Materiales de Madrid (CSIC), Cantoblanco, Madrid 28049, Spain*
(Dated: November 13, 2018)

It is shown that recent experimental data on electronic transport through Pt nanocontacts in the presence of hydrogen admit an explanation in terms of topological and electron-electron correlation grounds. A model Hamiltonian, which incorporates two orbitals on Pt atoms, a single orbital on hydrogens, and the on-site Coulomb repulsion on the H atoms, is solved exactly, and connected to Pt leads described by a Bethe lattice. When two weakly coupled H atoms are placed between the Pt electrodes transversally to the transport direction (as recently suggested) a Kondo effect related to the symmetry of the Pt-H couplings, stabilizes the conductance around one quantum with a single channel contributing to the current, in agreement with the experiments.

PACS numbers: 73.63.Fg, 71.15.Mb

A recent experimental work reports that electronic transport through Pt nanocontacts is strongly modified in the presence of hydrogen [1, 2]. Specifically, while in Pt nanocontacts the main conductance peak lies close to 1.5 conductance quanta $\mathcal{G}_0 = 2e^2/h$, in a hydrogen atmosphere the main peak shows up near one quantum. Although it was suggested [1, 2] that the latter result was due to a H molecule being placed along the nanocontact axis bridging the last two Pt atoms of the left and right electrodes, an alternative explanation has been put forward recently [3]. Extensive quantum chemistry calculations led the authors to conclude that a geometry in which two weakly coupled hydrogen atoms were placed transversally to the nanocontact axis (see Fig.1), was more probable. Most of the results described in [1] found a reasonable explanation [3], including vibrational frequencies and the isotope effect, but the observed unit conductance to which a single channel apparently contributes. The aim of this work is to study the strong correlation effects that one may expect due to the presence of hydrogen, the role played by topology, recently emphasized in an analysis [4] of transport through two quantum dots in a similar geometry (dots located transversally to the nanostructure axis), and the importance of both in understanding the experimental results [1].

The model Hamiltonian used to describe the Pt-H-H-Pt cluster shown in Fig. 1 is:

$$\hat{H} = \hat{H}_{Pt} + \hat{H}_H + \hat{H}_{Pt-H} \quad (1)$$

The Pt Hamiltonian includes two isotropic (*s*-like) orbitals, the first representing the 6s Pt orbital, and the

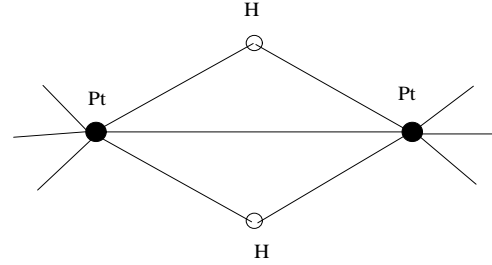


FIG. 1: Sketch of the geometry of the Pt_2H_2 cluster connected to bulk Pt (described by means of a Bethe lattice, see text). The z axis is taken perpendicular to the cluster plane.

second some average of the five 5d Pt orbitals,

$$\hat{H}_{Pt} = \sum_{i=1,2;\sigma} \left[\epsilon_a a_{i\sigma}^\dagger a_{i\sigma} + \epsilon_b b_{i\sigma}^\dagger b_{i\sigma} \right] + \sum_{\langle ij \rangle; \sigma} \left[t_{aa} a_{i\sigma}^\dagger a_{j\sigma}^\dagger + t_{bb} b_{i\sigma}^\dagger b_{j\sigma} \right] \quad (2)$$

As in the geometry of Fig.1 the H atoms are rather far apart [3] we do not include the interaction between their respective *s*-orbitals. On the other hand, the Hamiltonian incorporates the on-site Coulomb repulsion through a Hubbard term,

$$\hat{H}_H = \sum_{i=1,2;\sigma} \epsilon_h h_{i\sigma}^\dagger h_{i\sigma} + U_h h_{i\uparrow}^\dagger h_{i\uparrow} h_{i\downarrow}^\dagger h_{i\downarrow} \quad (3)$$

Finally the Pt-H interactions are written as,

$$\hat{H}_{Pt-H} = \sum_{i,j=1,2} (t_{ha} h_{i\sigma}^\dagger a_{j\sigma} + t_{hb} h_{i\sigma}^\dagger b_{j\sigma}) \quad (4)$$

TABLE I: Energies of the Pt and H orbitals and the interactions amongst them (all in eV), as defined in Eqs. (1-4), used to describe the Pt_2 and the Pt_2H_2 clusters. Parameters for bulk Pt were taken equal to those of the Pt_2 cluster.

	ϵ_a	ϵ_b	ϵ_h	t_{aa}	t_{bb}	$t_{h_i a_j}$	$t_{h_i b_j}$	U_h
bulk Pt	-7.0	-7.5	-	-1	0.2	-	-	-
Pt_2H_2	-6.75	-7.75	-9.5	-1.2	0.2	-0.5	$(-1)^{i+j}$ 0.5	7.0

When the cluster is connected to electrodes, the transmission across the system is given by [7]:

$$T(E) = \frac{2e^2}{h} \text{Tr}[t^\dagger t]. \quad (5)$$

and the conductance is $\mathcal{G} = T(E_F)$, where E_F is the Fermi level that will be hereafter taken as the zero of energy. In this expression, Tr denotes the trace over all orbitals in the cluster and the matrix t is given by

$$t = \Gamma_R^{1/2} G^{(+)} \Gamma_L^{1/2} = \left[\Gamma_L^{1/2} G^{(-)} \Gamma_R^{1/2} \right]^\dagger, \quad (6)$$

where the matrix $\Gamma_{R(L)}$ is given by $i(\Sigma_{R(L)}^{(-)} - \Sigma_{R(L)}^{(+)})$, $\Sigma_{R(L)}^{(\pm)}$ being the self-energies of the right (R) and left (L) leads. The Green function is written as,

$$G^{(\pm)} = \left(\left[G_0^{(\pm)} \right]^{-1} - c \left[\Sigma_R^{(\pm)} + \Sigma_L^{(\pm)} \right] \right)^{-1} \quad (7)$$

where $G_0^{(\pm)}$ is the Green function associated to the isolated Pt_2H_2 cluster, which is obtained by means of exact diagonalization using the Lanczos method [8, 9]. The bulk of the electrodes is described by means of a Bethe lattice with coordination twelve, while the two Pt in the cluster are connected to c bulk atoms. As discussed below, this effective coordination c is taken as a fitting parameter. In order to single out the contribution of individual channels we diagonalize the matrix $t^\dagger t$. This method, hereafter denoted as the Embedded Cluster Method (ECM), is *exact* only as far as the calculation of the Green function of the isolated cluster is concerned, and does not account for electron-electron interaction effects that may extend beyond its bounds. In the Kondo regime, many-body effects extend over a length given by the Kondo cloud that is proportional to the inverse of the atomic Kondo temperature T_k . In this case, as hydrogen and Pt interact strongly, we expect this temperature to be large enough to guarantee a rather localized cloud. Aiming to highlight the role played by the Kondo effect we also solve this system using Unrestricted Hartree Fock (UHF) that gives an appropriate description for temperatures greater than the Kondo temperature.

The choice of the model parameters (given in Table I) was guided by *ab-initio* calculations of the Pt_2 and Pt_2H_2 clusters. As that calculation indicates that the

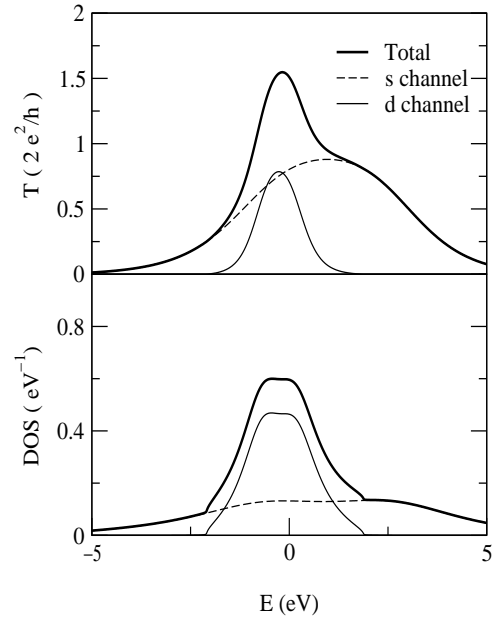


FIG. 2: Upper panel: transmission as a function of energy for the Pt_2 cluster. Total transmission (thick continuous line) and the contributions of the d (continuous line) and s (broken line) eigenchannels are shown. Lower panel: same for the density of states (DOS).

d_{xy} orbital is the one that more strongly interacts with the H orbital, orbital b in Eq. (2) was assumed to have that symmetry in the Pt_2H_2 cluster. The parameters of Table I give a bulk Bethe-lattice Density of States (DOS) with a d band more than half-filled and a s band less than half-filled. All Bethe-lattice and nanocontact calculations were carried out by fixing the charge to one (two) electron per H (Pt) atom. Parameter c in Eq. (7) was chosen to give the experimental conductance in Pt nanocontacts with no hydrogen [1, 3].

Fig.2 shows our results for the transmission and the DOS in this nanocontact (with $c=5.5$), which are in line with those reported in [3]. *Both channels equally contribute* to give a conductance around $1.6\mathcal{G}_0$. Due to the symmetry of the d_{xy} orbital there is no indirect (hydrogen mediated) $s-d$ coupling between Pt atoms. In addition, direct coupling between s and d orbitals on different atoms is small enough to be ignored in our simplified model. As a result, s and d orbitals act independently even in the presence of hydrogen. Our results for the transmission in the hydrogenated Pt nanocontact are depicted in Fig.3. Comparing these results with those without H (see Fig.2) we note that now the transmission reaches a maximum (minimum) of around \mathcal{G}_0 (0) for the d (s) eigenchannel. This result is not reproduced by the UHF approximation, as shown in the lower panel of Fig.3. The latter resembles the transmission for the Pt nanocontact (see Fig.2), but reduced by the effect of scattering with H orbitals. The local DOS at the H atoms

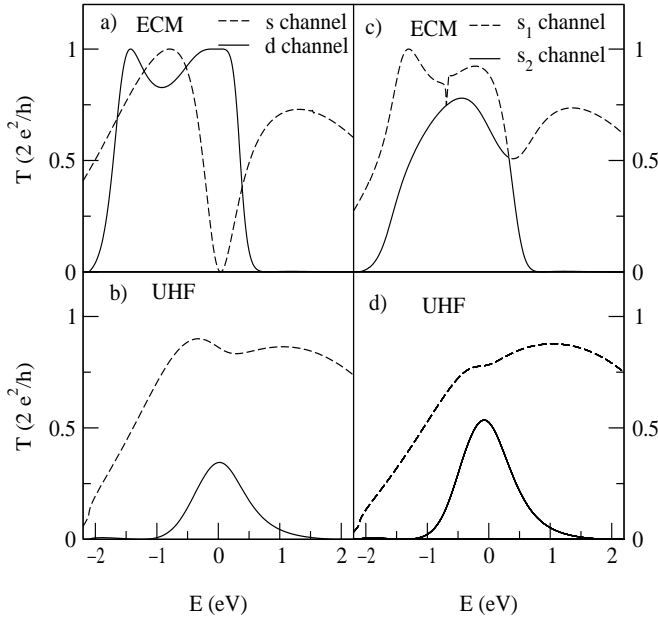


FIG. 3: Left panels: s and d transmissions versus energy in the Pt_2H_2 cluster as calculated with ECM (upper) and UHF (lower). Right panels: same but replacing the Pt d orbital by an s -like isotropic orbital.

is shown in the upper panel of Fig.4. The ECM result shows the Kondo signature at the Fermi level, which is absent in the UHF calculation, that describes the solution for $T > T_k$. The comparison of UHF and ECM results clearly suggest the presence of strong many-body effects. As there is no direct or indirect hybridization between s and d bands, the pair of H can be in the Kondo regime with each Pt band simultaneously and independently, as described in [4] for a one band model. In this regime, both hydrogens become strongly correlated (in a state of total spin $S_{H_2} = 1$), forming a Correlated Impurity of Spin 1 (CIS1), side connected to the respective channel in our model. Then, the conductance in each channel has two contributions coming from: i) direct coupling between d or s orbitals, and, ii) coupling mediated by the CIS1. Charge in the CIS1 induce a phase shift of π respect to the direct contribution, as can be argued from the Friedel sum rule [10], and was also verified numerically by us. Contributions from both ways are similar and therefore a destructive interference take place in the s channel. In the case of the d channel there is an additional $\pi/3$ phase shift, because the H are connected with different sign to each Pt. This prevents destructive interference in this channel. Moreover, in this case the dominant contribution to the conductance comes from the impurity channel (see Table I) that is in the Kondo regime given conductance very close to 1. Results for the transmission and local DOS for the model with two s -like orbitals (s_1 and s_2) in place of s and d orbitals are also shown in Figs.3 and 4. In this case there is no Kondo

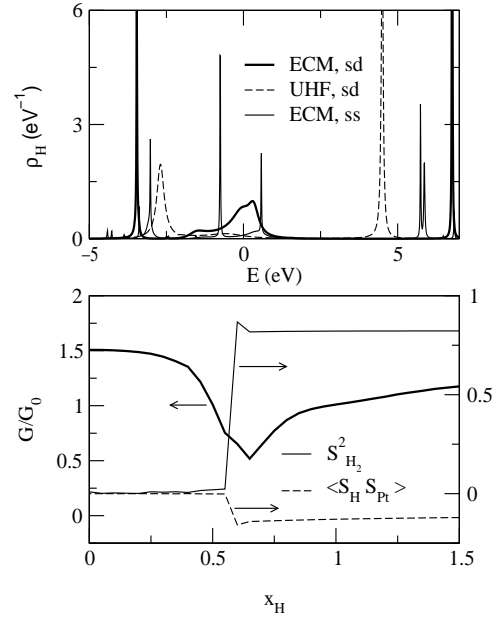


FIG. 4: Upper panel: Local DOS at the H in the Pt_2H_2 nanocontact, as calculated by means of UHF and ECM, with either two s Pt orbitals or two orbitals of s and d_{xy} symmetry (see text). Lower panel: Conductance and spin correlations calculated with ECM as function of the degree of hydrogenization (see text).

resonance at the Fermi level, as s_1 and s_2 orbitals on different Pt atoms are now coupled through the hydrogens. As shown in Fig.4, this coupling splits the Kondo resonance into two peaks above and below the Fermi level. As a consequence, only the direct coupling between Pt atoms contribute to the conductance and, as interference effects do not show up, the two channels give similar contributions to the conductance (see Fig.3). This is also the case of a H_2 molecule placed longitudinally to the nanocontact axis, as, in this case, each H atom is connected only either to the left or right electrodes, giving an indirect coupling between s and d bands.

In order to investigate how the conductance changes from a situation with no hydrogen up to that where the two H atoms are located as in Fig.1, we have carried out calculations varying the H-Pt parameters as $t'_{hi} = x_H t_{hi}$, where $i = a, b$ and x_H varying from 0 (H free nanocontacts) up to 1.5. The most appealing feature of the results shown in the lower panel of Fig.4 is the wide range of x_H over which the ECM gives a conductance close to one [12]. This is due to the electron-electron interactions that are playing an essential role in this system. The latter statement is corroborated by the spin-spin correlations also shown in Fig.4. When the hydrogen atoms are not coupled (or just weakly coupled) to Pt, H-H correlations are antiferromagnetic and the total spin of the molecule is zero, as occurs in the free hydrogen molecule. In this limit Pt-H spin-spin correlation is zero, as it should. However,

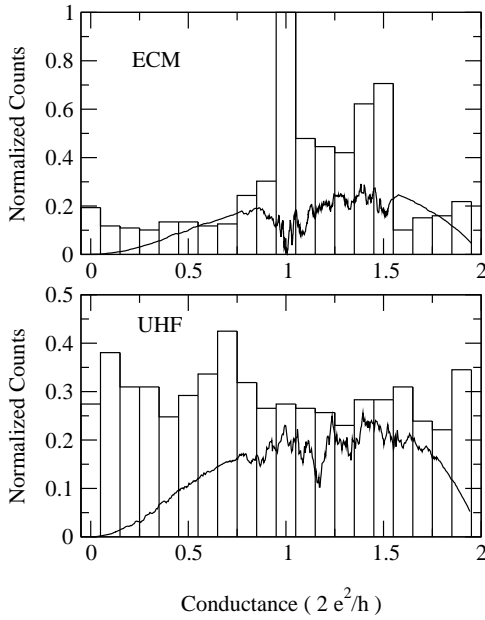


FIG. 5: Normalized conductance histogram and normalized conductance fluctuations for the hydrogenated nanocontact versus the conductance through it. The results were obtained by using either ECM (upper panel) or UHF (lower panel).

just when the conductance stabilizes around one, H-H spin correlations become strongly ferromagnetic, and the total spin of the molecule raises up to 0.8, while the Pt-H bond shows antiferromagnetic correlations. These results illustrate the many features that this many-body effect shares with the standard Kondo effect of spin 1 already obtained in a two parallel quantum dot system [4].

The method used in [1] to estimate the number of channels that contribute to the current consists of calculating the conductance fluctuations obtained in a large number of experiments. The experimental results indicate that the derivative of the conductance G with respect to the bias voltage $\partial G/\partial V$ varied randomly obeying a bell-shaped distribution whose standard deviation was calculated in [5],

$$\sigma_{GV} \propto \sqrt{\sum_{n=1, \dots, N} T_n^2 (1 - T_n)} \quad (8)$$

where T_n is the transmission probability of channel n and N is the total number of channels. We have calculated the conductance fluctuations by randomly varying x_H over the range [0,1.5]. Couplings between Pt atoms in the nanocontact were also multiplied by a random factor in the range 0-1.5. Averages were done over at least 1000 realizations. To calculate the standard deviation, instead of directly working on the distribution $\partial G/\partial V$ that gives very noisy results, we introduced the results for the transmission of each channel into Eq. (8). As shown in [6] both calculations agree in identifying the minima in fluctuations. The ECM results depicted in Fig.5 clearly

show a peak in the conductance histogram near G_0 , with a minimum in fluctuations. This means that only one channel is contributing to the unit conductance, being this value the most probable. The UHF results, however, show finite fluctuations over the whole range.

Summarizing, the effects of electron-electron interaction on transport through hydrogenated Pt nanocontacts have been investigated. Our results indicate that when two H are located transversally to the nanocontact axis [3], a Kondo effect stabilizes the conductance around one quantum. Spin-spin correlations are much like those which occur in the standard Kondo effect observed on two dots in a similar geometry [4]. The effect occurs due to the decoupling of d and s bands produced by the combination of the transversal location of the molecule and to the d_{xy} symmetry of the Pt d-orbital. The result is robust and largely independent of the model parameters. Besides, a single channel contributes to the conductance, leading to a minimum in the conductance fluctuations, in agreement with experiments [1]. This analysis permits to conclude that the unit conductance observed in this system is the result of a combination of highly Kondo correlated spins and topology.

Financial support by the spanish MCYT (grant MAT2002-04429-C03 and a sabatical grant), the Universidad de Alicante, the Universidad de Buenos Aires (grant UBACYT x210) and Conicet, is gratefully acknowledged. Useful discussions with J. Fernández-Rossier, Y. García, J.J. Palacios, A. Pérez-Jiménez, and E. San Fabián are gratefully acknowledged.

-
- [1] R.H.M. Smit, Y. Noat, C. Untiedt, N.D. Lang, M.C. van Hemert, and J.M. van Ruitenbeek, *Nature* **419**, 906 (2002).
 - [2] R.H.M. Smit, PhD Thesis, Leiden 2003.
 - [3] Y. García, J.J. Palacios, E. SanFabián, J.A. Vergés, A.J. Pérez-Jiménez, and E. Louis, *Phys. Rev. B* **69**, 041402 (2004).
 - [4] V. Apel, M.A. Davidovich, G. Chiappe and E.V. Anda, cond-mat/0404685 and submitted to *Phys. Rev. Lett.* (2004).
 - [5] B. Ludoph, M.H. Devoret, D. Esteve, C. Urbina, and J.M. van Ruitenbeek, *Phys. Rev. Lett.*, **82**, 1530 (1999).
 - [6] E. Louis, A.J. Pérez-Jiménez, J.J. Palacios, J.A. Vergés, Y. García, and E. SanFabián, *Phys. Rev. B*, in press.
 - [7] R. Landauer, *IBM J. Res. Dev.* **1**, 223 (1957).
 - [8] V. Ferrari, G. Chiappe, E.V. Anda, and M.A. Davidovich, *Phys. Rev. Lett.* **82**, 5088 (1999).
 - [9] G. Chiappe and J.A. Vergés, *J. Phys. C* **15**, 8805 (2003).
 - [10] The Friedel sum rule can be used to calculate the phase shift in each spin channel across an interacting system. It gives πn_σ , where n_σ is the charge per spin at the impurity. In our case $n_\sigma = 1/2$ on each hydrogen, which gives π for the phase shift (see [11]).
 - [11] A.C. Hewson, in *The Kondo Problem to Heavy Fermions*, Cambridge Studies in Magnetism, edited by D. Edwards

(Cambridge Univ. Press, 1993).

- [12] The Kondo-like peak that shows up in quantum dots only gives unit conductance at half-filling and in the presence of electron-hole symmetry (see, for instance, [4]). This is not the case in the present system.