

Distance- d covering problems in scale-free networks with degree correlations¹ Pablo Echenique,¹ Jesus Gomez-Gardenes,¹ Yamir Moreno,² Alexei Vazquez¹Institute of Biocomputation and Physics of Complex Systems (BIFI),
University of Zaragoza, Zaragoza 50009, Spain and²Department of Physics, University of Notre Dame, IN 46556, USA

(Dated: May 23, 2019)

A number of problems in communication systems demand the distributed allocation of network resources in order to provide better services, sampling and distribution methods. The solution to these issues is becoming more challenging due to the increasing size and complexity of communication networks. We report here on an heuristic method that allows to find near-optimal solutions to the covering problem in real communication networks. The results show that the optimal allocation of resources strongly depends on the topology of the underlying networks. Whether a centralized or distributed design is to be used relies upon the degree correlations between connected vertices.

The allocation of network resources to satisfy a given service with the least use of resources, is a frequent problem in communication networks. In the first place, it is extremely important to characterize whether a centralized organization or a distributed approach is the best choice [1]. For instance, a highly topical problem is the developing and deploying of a digital immune system to prevent technological networks from virus spreading. In this case, it is worthwhile to characterize whether a centralized organization or a distributed approach is the best choice [1]. Clearly, this is the first decision, and perhaps one of the fundamental ones, that must be taken before proceeding with other technical issues. Another natural ground includes the placement of web mirror servers. The solution to such problems is becoming more challenging due to the increasing size of social and technological networks. Heuristic approaches that provide hints and pave the way for more elaborated strategies would be welcome. For this purpose we must identify which individuals are the ideal candidates to transmit, collect, monitor or prevent information and virus spreading across the net [1, 2, 3, 4, 5, 6].

The solution to this and similar problems may be computationally easy or hard depending on the topological properties of the underlying graph [7, 8, 9, 10, 11, 12]. In particular, communication and many other real-world graphs are characterized by wide fluctuations in the vertex degrees [13, 14, 15], where the degree of a vertex is the number of edges attached to it. This means that, in addition to a high number of small degree vertices, there are hubs connected to a large number of other vertices. The existence of hubs has been exploited to develop strategies aimed at enhancing network resilience to damage [2], virus spreading [3, 4, 6], and searching algorithms [5]. Additionally, real-world networks are characterized by degree correlations between connected vertices [16, 17]. These degree correlations have been shown to affect the computational complexity of hard problems on graphs with wide fluctuations in the vertex degrees [12].

We report here on an heuristic method that allows to find near-optimal solutions to the covering problem in

real-world networks. Specifically, we are interested in the problem of computing the minimum set of covered vertices (referred to henceforth as servers) such that every vertex is covered or has at least one covered vertex at a distance at most d (distance- d covering problem), where the distance between two vertices in the graph is the minimum number of hops necessary to go from one vertex to the other. Each server will then provide service to or monitor those vertices within a distance d . Using a heuristic algorithm that targets high degree vertices, we compute an upper bound to the minimum fraction of servers needed to cover these graphs. We find out that the solution to the distance- d covering problem strongly depends on the degree of similarity between the connected vertices. As a consequence, we show that when designing networked systems, whether a centralized or distributed design is to be used relies upon the network properties at a local level. Note that our primary intent is not to develop an optimal algorithm. Instead, our main focus is in assessing the impact of correlations on the design of networked systems, and hence provide motivations, or lack thereof, for moving to more complex heuristics in the context of covering problems in real networks.

The communication networks considered in this work are the following. AS: Autonomous system level graph representations of the Internet as of April 16th, 2001. Gnutella: Snapshot of the Gnutella peer to peer network, provided by Clip2 Distributed Search Solutions. Router: Router level graph representations of the Internet. All these graphs are sparse with an average degree around 3, small worlds [18] with an average distance between vertices less than 10, and they are characterized by a power law degree distribution $p_k \sim k^{-\gamma}$, with $\gamma \approx 2.2$. A detailed characterization of these graphs is presented in Refs. [19] (Gnutella) and [16, 20, 21] (AS and Router graphs). They differ, however, in their degree correlations between connected vertices. The AS and Gnutella graphs exhibit disassortative degree correlations, with a tendency to have connections between vertices with dissimilar degrees (Fig. 1a). In contrast, the Router graph displays assortative degree correlations, with a tendency

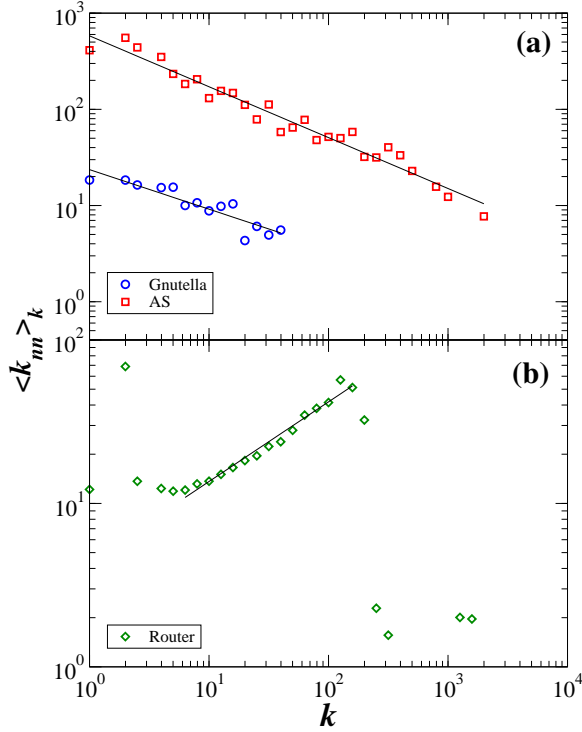


FIG. 1: Degree correlations between connected vertices, quantified by the average degree $\langle k_{nn} \rangle_k$ of the neighbors of a vertex with degree k . (a) Gnutella and AS graphs. These networks display disassortative degree correlations between connected vertices, where two neighboring vertices likely have dissimilar degrees. (b) Router graph. This network displays assortative degree correlations between connected vertices, where connected vertices tend to have similar degrees. The continuous lines are the best fits to the power law $\langle k_{nn} \rangle_k = A k^{-\alpha}$.

to establish connections between vertices with similar degrees (Fig. 1b).

We propose the following heuristic algorithm to obtain an upper bound of the distance- d covering problem. **Local algorithm:** For every vertex in the graph, cover the highest degree vertex at a distance at most d from the vertex. In case there is more than one vertex with the highest degree, one of them is selected at random and covered. To test this algorithm we first consider the case $d = 1$, known as the dominating set problem [7]. In this case we can use a leaf-removal algorithm as a reference method, which yields a nearly optimal solution together with an error estimate [22]. The leaf-removal algorithm is defined as follows. To each vertex i we assign two state variables x_i and y_i , where $x_i = 0$ ($x_i = 1$) if the vertex is uncovered (covered) and $y_i = 0$ ($y_i = 1$) if the vertex is undominated (dominated). Here a vertex is said to be dominated if it has at least one neighbor covered. Starting with all vertices uncovered and undominated ($x_i = y_i = 0$ for all i), iteratively, (i) select a vertex with degree one (leaf). If it is not dominated, cover its

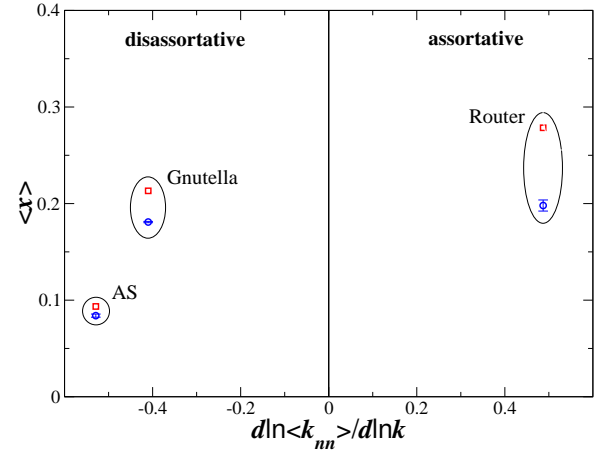


FIG. 2: Average fraction of servers hxi needed to cover a graph under the constraint that a vertex should have a server at most at a distance $d = 1$, using the leaf-removal (circles) and local (squares) algorithms. The x-axis represents the logarithmic variation of the average neighbor degree $d \ln \langle k_{nn} \rangle / d \ln k$ with $d \ln k$ (exponent of the power law t in Fig. 1), with negative and positive values corresponding to disassortative and assortative graphs, respectively.

neighbor, set dominated its second neighbors, and then remove the leaf, its neighbor, and all their incident edges. (ii) If no vertex with degree one is found, then cover the vertex with the larger degree (hub), set dominated its neighbors, and then remove the hub and all its incident edges. Finally, if some vertices with degree zero remain, they are covered if they are not dominated, and removed from the graph. Since step (i) always provides an optimal solution, the error in computing the average fraction of covered vertices $hxi = \frac{1}{N} \sum_{i=1}^N x_i$ is less than or equal to the fraction of vertices covered applying step (ii).

The comparison between the local and leaf-removal algorithms is shown in Fig. 2. First, notice that the solutions obtained with the leaf-removal algorithm are almost exact. The local algorithm yields satisfactory, though non-optimal, solutions to the covering problem, with some differences depending on correlations between connected vertices. For the AS and the Gnutella graphs, which exhibit disassortative degree correlations, the local algorithm gives a good estimate, quite close to the optimal one for the AS graph. In contrast, for the Router graph we observe a larger deviation from the optimal solution. The origin of this difference is due to the fact that the local algorithm exploits the degree fluctuations among connected vertices. Indeed, these fluctuations are bigger in disassortative graphs as connected vertices likely have different degrees. On the contrary, in assortative graphs, although there may be high degree fluctuations between two vertices selected at random, connected vertices tend to have similar degrees, resulting in poorer solutions. These results indicate that the general belief

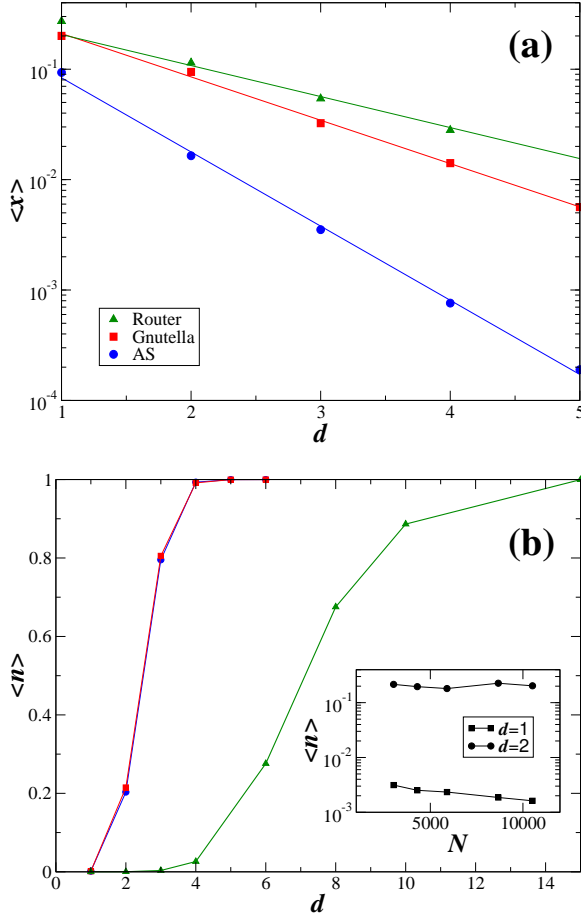


FIG. 3: (a) Average fraction of servers $\langle x \rangle$ covering the graph for different values of d . The continuous lines are the best fits to an exponential decay. (b) Average fraction of vertices $\langle n \rangle$ served by a server for different values of d . The inset shows the graph size dependency of $\langle n \rangle$ for the AS graph and $d = 1; 2$.

that heuristic algorithms targeting the hubs may be sufficient to solve computational problems on graphs with wide degree fluctuations may not be the case for assortative graphs.

The $d = 1$ covering problem results in a distributed architecture because a finite fraction of the vertices is covered. Let us now extend the method and discuss the results obtained with the local algorithm for the more general and complex problem $d > 1$. In Fig. 3a we show that, with increasing d , the average fraction of servers decays exponentially fast, indicating that if we allow the servers to be more distant, a substantial decrease in the number of required servers is obtained. This exponential decay is a consequence of the small-world property of these networks, characterized by an average distance between vertices that grows as or slower than the logarithm of the number of vertices. The decrease in $\langle x \rangle$ is, however, achieved at the expense of an increase in the average fraction of vertices $\langle n \rangle$ covered by a server (Fig.

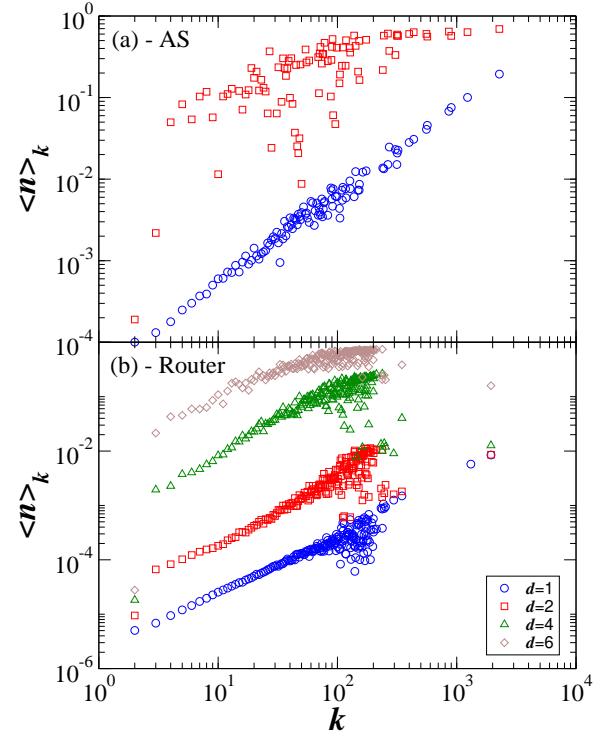


FIG. 4: Average number of vertices covered by a replica $\langle n \rangle_k$ restricted to vertices with the same degree k for several values of d . The figures show that for disassortative graphs (a), the servers should have a large capacity to serve a finite fraction of the graph even for small to moderate values of d . On the contrary, for assortative graphs (b), the fraction of vertices covered by a server is a negligible fraction of N up to large values of d .

3b). This is a key metric as it marks the trade-off between the number of servers needed and their capacity.

Again, a remarkable difference depending on the graph assortativities is appreciated. For the Gnutella and AS graphs, with disassortative correlations, $\langle n \rangle$ increases significantly from $d = 1$ to $d = 2$. Indeed, a finite size study for the AS graph, with a growing tendency from 1997 to 2002 [16], reveals that $\langle n \rangle$ decreases to zero with increasing the graph size for $d = 1$, while it remains almost constant for $d = 2$ or larger (see inset of Fig. 3b). On the other hand, in the Router graph, with assortative correlations, $\langle n \rangle$ increases much slower with increasing d , being almost zero up to $d = 3$ (Fig. 3b). These results are the signature of a phase transition. There is a threshold distance d_c such that the average fraction of vertices served by a covered vertex is very small for $d < d_c$, going to zero with increasing N , while it is finite for $d > d_c$. For disassortative graphs $d_c = 1$ while for assortative ones $d_c > 1$. This transition gives a practical measure to get the desired trade-off between $\langle x \rangle$ and $\langle n \rangle$.

Since the graphs considered here are characterized by wide fluctuations in the vertex degrees, we have also com-

puted the average number of vertices covered by a replica h_{i_k} , restricted to vertices with the same degree k . In all cases we observe an increasing tendency of h_{i_k} with k , as it is expected from the definition of the local algorithm, which targets high degree vertices. Two distinct behaviors are once again observed depending on the degree correlations. In the disassortative graphs, h_{i_k} is already as large as 10% of the vertices for $d = 2$ and $k > 10$ (Fig. 4a). In contrast, in the assortative graphs, only beyond $d = 4$, one observes that large value of h_{i_k} .

The striking differences between disassortative and assortative graphs have important consequences regarding how resources are allocated. For disassortative graphs, except for the case $d = 1$, one would need servers with a vast capacity, covering a large fraction of vertices. The most efficient strategy is, therefore, the allocation of resources in a few servers with a large capacity. The scalability of the replica system would in this case be determined by the single server capacities, which should be increased as the graph size grows. In the assortative case, we have a different scenario. The decrease of the number of servers with increasing d is not as dramatic as for the disassortative graphs. In compensation, each replica covers a small fraction of vertices. Hence, the most efficient strategy is to allocate the resources in a large number of servers with a limited capacity. The scalability of the system would be driven by the number of required servers, which augments with increasing the graph size. In turn, regarding the design of communication networks, we can decide between disassortative or assortative topologies depending on the available resources. A disassortative topology will be more appropriate for a centralized design, with a few servers having a large capacity, while an assortative network will be best suited for a distributed design, when a large number of servers have a limited capacity.

It is worth stressing that the heuristic proposed is based on a local knowledge of the network (only requiring information about the graph topology up to a distance d), a key property of utmost importance for most real applications. Indeed, all the graphs considered here are incomplete representations of the systems they are aimed to represent [23], as it generally happens in graph representations of large systems.

In conclusion, we have studied a covering problem where vertices must have at least a covered vertex distant at most d steps in the graph. Using an heuristic algorithm we have obtained an upper bound for the minimum fraction of covered vertices, which decays exponentially with increasing d . The average fraction of vertices served by a covered vertex strongly depends on the degree correlation between connected vertices, being significantly small or large for assortative or disassortative graphs, respectively. We conclude that a disassortative topology will be more appropriate for a centralized de-

sign, and viceversa, with a few servers having a large capacity, while an assortative design will be best suited for a distributed design, and viceversa, when a large number of servers have a limited capacity. Finally, the present study indicates that simple heuristic algorithms targeting the hubs may not be, in general, so efficient to solve hard computational problems in assortative graphs.

P.E. and J.G.-G. acknowledge financial support of the MECyD through FPU grants. Y.M. is supported by a BFI Research Grant. This work has been partially supported by the Spanish DGICYT project BFM 2002-01798.

-
- [1] S.R. White, in Virus Bulletin Conference, Munich (October 22, 1998).
 - [2] R. Albert, H. Jeong, and A.-L. Barabasi, *Nature* 406, 378 (2000).
 - [3] R. Pastor-Satorras and A. Vespignani, *Phys. Rev. E* 65, 036104 (2002).
 - [4] Z. Dezsó and A.-L. Barabasi, *Phys. Rev. E* 65, 055103 (2002).
 - [5] L.A. Adamic, R.M. Lukose, A.R. Puniyani, and B.A. Huberman, *Phys. Rev. E* 64, 046135 (2001).
 - [6] R. Cohen, S. Havlin, and D. ben Avraham, *Phys. Rev. Lett.* 91, 247901 (2003).
 - [7] M. Garey and D. Johnson, *Computers and Intractability: A Guide to the theory of NP-completeness* (Freeman, San Francisco, 1979).
 - [8] O. Martin, R. Monasson, and R. Zecchina, *Theoretical Computer Science* 265, 3 (2001).
 - [9] M. Mezard, G. Parisi, and R. Zecchina, *Science* 297, 812 (2001).
 - [10] M. Weigt and A.K. Hartmann, *Phys. Rev. Lett.* 84, 6118 (2000).
 - [11] M. Weigt and A.K. Hartmann, *Phys. Rev. E* 63, 056127 (2001).
 - [12] A. Vazquez and M. Weigt, *Phys. Rev. E* 67, R027101 (2003).
 - [13] R. Albert and A.-L. Barabasi, *Rev. Mod. Phys.* 74, 47 (2001).
 - [14] S.N. Dorogovtsev and J.F.F. Mendes, *Adv. Phys.* 51, 1079 (2002).
 - [15] M.E. Newman, *SIAM Rev.* 45, 167 (2003).
 - [16] R. Pastor-Satorras, A. Vazquez, and A. Vespignani, *Phys. Rev. Lett.* 87, 258701 (2001).
 - [17] M.E.J. Newman, *Phys. Rev. Lett.* 89, 208701 (2002).
 - [18] D.J. Watts and S.H. Strogatz, *Nature* 393, 440 (1998).
 - [19] A. Vazquez, *Phys. Rev. E* 67, 056104 (2003).
 - [20] A. Vazquez, R. Pastor-Satorras, and A. Vespignani, *cond-mat/020608*.
 - [21] R. Pastor-Satorras and A. Vespignani, *Evolution and structure of the Internet: A Statistical Physics approach* (Cambridge University Press, Cambridge, 2004).
 - [22] M. Leone, A. Vazquez, and M. Weigt, personal discussion.
 - [23] L. Dall'Asta, I. Alvarez-Hamelin, A. Barrat, A. Vazquez, and A. Vespignani, *arXiv cond-mat/0406404*.