

# Failure properties of loaded fiber bundles having a lower cut off in fiber threshold distribution

Srutarshi Pradhan<sup>a</sup> and Alex Hansen<sup>a,y</sup>

<sup>a</sup>*Department of Physics, NTNU, N-7491 Trondheim, Norway*

Presence of lower cut off in fiber threshold distribution may affect the failure properties of a bundle of fibers subjected to external load. We investigate this possibility both in a equal load sharing (ELS) fiber bundle model and in local load sharing (LLS) one. We show analytically that in ELS model, the critical strength gets modified due to the presence of lower cut off and it becomes bounded by an upper limit. Although the dynamic exponents for the susceptibility and relaxation time remain unchanged, the avalanche size distribution shows a permanent deviation due to the presence of the lower cut off. In the LLS model, we analytically estimate the upper limit of the lower cut off value above which the bundle fails at an instant. Also the system size variation of bundle's strength and the avalanche statistics show strong dependence on the lower cut off value.

## I. INTRODUCTION

The critical behavior of the fracture-failure phenomena in disordered materials has attracted wide interest these days [1]. Among several model studies, the fiber bundle models (FBM) have been proved to capture correctly the collective static and dynamics of fracture-failure in loaded materials. The two different versions of FBM have been studied much. The equal load sharing (ELS) model [2, 3] considers democratic (equal) sharing of applied load on the bundle, whereas in local load sharing (LLS) bundles [4, 5], only the nearest neighbors support the terminal load (stress) of a failed fiber. Experimentally it has been observed [6, 7, 8] that disordered material under increasing load shows well defined power law in terms of acoustic emissions prior to the global rupture. Such a power law in burst avalanches has also been achieved analytically (and verified through simulation) by Hemmer and Hansen [9] in equal load sharing (ELS) fiber bundle model. It is also known since several decades that the static ELS model has a critical point, i.e., at a critical strength ( $\sigma_c$ ) the bundle shows a phase transition from a state of partial failure (for  $\sigma < \sigma_c$ ) to the state of total failure (for  $\sigma > \sigma_c$ ). This critical strength assumes different values for dif-

ferent fiber strength (threshold) distributions. Many efforts have been made to comprehend the 'nature' of this phase transition. Initially it was suggested [12] that the breakdown of static ELS bundles can be described as a first-order phase transition, as the surviving fraction of fibers has a discontinuity at the breaking point ( $\sigma_c$ ) of the bundle. However, since the susceptibility seems to diverge [13, 14, 15] at the breaking point, later it has been claimed that the transition is of second-order. In spite of several achievements and suggestions, the issue of the 'nature' of phase transition is still under discussion. The failure dynamics of the ELS bundles has been solved analytically [16, 17] which explores the critical behavior through the power law variation of susceptibility and relaxation time. Also the mean-field universality of ELS bundles has been established recently [18]. The failure properties of LLS model have been studied extensively through theoretical as well as numerical methods [4, 5]. These studies suggest that the LLS bundles do not have any non zero strength [19, 20, 21] and there cannot exist universal power law asymptotics in the avalanche size distributions [11]. Attempts have also been made to study both, the ELS and LLS model in a single framework introducing adjustable load sharing parameter [22, 23, 24] and a cross over from mean-field (ELS) to short-range (LLS) behavior has been reported.

So far in the FBM studies, people considered different fiber threshold distributions starting from zero threshold, i.e., included the very

---

Electronic address: pradhan.srutarshi@phys.ntnu.no  
<sup>y</sup>Electronic address: alex.hansen@phys.ntnu.no

weak fibers to build a bundle. However, in reality every element (fiber) should have a finite (non-zero) strength threshold due to the cohesive force among the constituting molecules. Therefore the idea of a lower cut off in fiber threshold distribution would be most welcome. Recently Pradhan et al [17] have considered an uniform fiber threshold distribution with a lower cut off, to study the nonlinear response in ELS model. The exclusion of weaker fibers not only enhances the ultimate strength of the bundle, it can affect the breaking dynamics till the complete failure of the bundle. In the present work we investigate how a lower cut off in fiber threshold distribution affects the failure properties of loaded fiber bundles. We consider both, ELS and LLS models and proceed through analytic as well as numerical methods.

We organize this report as follows: After a brief introduction (Section I) we study the effect of lower cut off in ELS model (Section II) and in LLS model (section III). The importance of such study and the physical significance of the observed results are discussed in the conclusion (Section IV).

## II. IN THE ELS FIBER BUNDLE MODEL

### A. Solutions of the recursive dynamics

We consider a fiber bundle model having  $N$  parallel fibers subjected to an external load or stress (load per fiber). The threshold strength of each of the fibers in the bundle is determined by the stress value ( $\sigma_{th}$ ) it can bear, and beyond which it fails. Now if we consider fiber threshold distributions to have a lower cut off ( $\sigma_L$ ), then the threshold of the fibers should be taken from a randomly distributed normalized density ( $f(\sigma_{th})$ ) within the interval  $\sigma_L$  and 1 such that

$$\int_{\sigma_L}^1 f(\sigma_{th}) d\sigma_{th} = 1: \quad (1)$$

The breaking dynamics starts when an initial stress ( $\sigma > \sigma_L$ ) is applied on the bundle. The fibers having the strength less than  $\sigma$  fail instantly. Due to this rupture, total number

of intact fibers decreases and rest of the (intact) fibers have to bear the applied load on the bundle (ELS rule). Hence effective stress on the fibers increases and this compels some more fibers to break. These two sequential operations, the stress redistribution and further breaking of fibers continue till an equilibrium is reached, where either the surviving fibers are strong enough to bear the applied load on the bundle or all fibers fail. We follow the step-wise equal load increase [16, 17] till the total failure of the bundle.

This breaking dynamics can be represented by a recursion relation in discrete time steps. Let  $U_t$  be the fraction of total fibers that survive after time step  $t$ , where time step indicates the number of occurrence of stress redistribution at a fixed applied load. Then the redistributed load per fiber (stress) after  $t$  time step becomes

$$\sigma_t = \frac{\sigma}{U_t}; \quad (2)$$

and after  $t+1$  time steps the surviving fraction of total fibers is

$$U_{t+1} = 1 - P(\sigma_t); \quad (3)$$

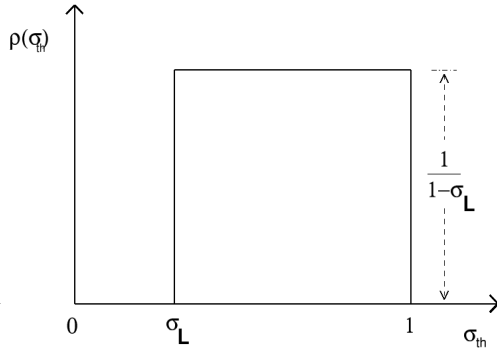
where  $P(\sigma_t)$  is the cumulative distribution of corresponding density ( $f(\sigma_{th})$ ),

$$P(\sigma_t) = \int_{\sigma_L}^{\sigma_t} f(\sigma_{th}) d\sigma_{th}; \quad (4)$$

Now we can write the recursion relation which shows how  $U_t$  evolves in discrete time:

$$U_{t+1} = 1 - P(\sigma_t/U_t); U_0 = 1: \quad (5)$$

This recursion relation represents the basic dynamics of failure in equal load sharing models. At the equilibrium or steady state we get  $U_{t+1} = U_t = U$ . This is a fixed point of the recursive dynamics and eqn. (5) can be solved at the fixed point for some particular strength distribution ( $f(\sigma_{th})$ ).



**Fig. 1:** The uniform fiber threshold distribution having a lower cut off ( $\sigma_L$ ).

We choose the uniform density of fiber strength distribution having a lower cut off (Fig. 1) to solve the recursive failure dynamics of ELS bundle. Thus  $\rho(\sigma_{th})$  has the form:

$$\rho(\sigma_{th}) = \frac{1}{1 - \sigma_L}; \quad \sigma_L < \sigma_{th} < 1: \quad (6)$$

The cumulative distribution becomes

$$P(\sigma_t) = \int_{\sigma_L}^{\sigma_t} \rho(\sigma_{th}) d\sigma_{th} = \frac{(\sigma_t - \sigma_L)}{(1 - \sigma_L)}; \quad (7)$$

Therefore  $U_t$  follows a simple recursion relation:

$$U_{t+1} = \frac{1}{1 - \sigma_L} (1 - \frac{1}{U_t}); \quad (8)$$

which has fixed points [17, 18]:

$$U(\sigma) = \frac{1}{2(1 - \sigma_L)} (1 \pm \sqrt{1 - 4\sigma_L}); \quad (9)$$

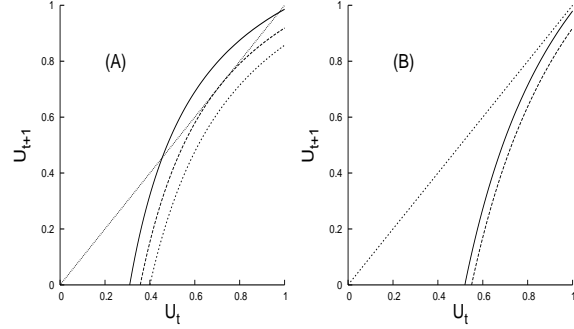
where

$$\sigma_c = \frac{1}{4(1 - \sigma_L)}; \quad (10)$$

Beyond this critical strength ( $\sigma_c$ ) the bundle fails instantly. For  $U > 1$  the solution with (+) sign is the stable one, whereas the one with (-) sign gives unstable solution [17, 18].

Now  $\sigma_c$  cannot be less than  $\sigma_L$ . Therefore, from eqn. (10) we get the upper bound of lower cut off value:  $\sigma_L < 1/2$ . We can also verify that for  $\sigma_L > 1/2$  the recursion (eqn.

8) does not give a stable fixed point except  $U = 0$ . Also, putting  $\sigma_L > 1/2$  in fixed point solution (eqn. 9), we get  $U > 1$ , which is unrealistic. Therefore the critical strength of ELS bundle is bounded by an upper limit:  $\sigma_c = 1/2$  for uniform fiber threshold distribution. We present graphical solutions (Fig. 2) of the recursion relation (eqn. 8) for  $\sigma_L < 1/2$  (A) and  $\sigma_L > 1/2$  (B). Clearly, we cannot get a fixed point ( $U_{t+1} = U_t$ ) in (B).



**Fig. 2:** The graphical solutions: Straight lines represent the fixed point. In (A)  $\sigma_L = 0.3$ ,  $\sigma_c = 0.357$ , solid curve ( $\sigma < \sigma_c$ ), dashed line ( $\sigma = \sigma_c$ ), dotted line ( $\sigma > \sigma_c$ ). In (B)  $\sigma_L = 0.51$ , solid curve ( $\sigma = 0.52$ ), dashed line ( $\sigma = 0.55$ ).

From (eqn. 9) we can obtain the susceptibility  $\chi$ , defined [15, 16, 17] as the change of  $U(\sigma)$  due to an infinitesimal increment of the applied stress  $\sigma$ :

$$\chi = \frac{dU(\sigma)}{d\sigma} (\sigma_c); \quad \chi = \frac{1}{2}; \quad (11)$$

Also, since the fixed point solution has the same (scaled) form as in our previous work [16, 17], the relaxation time follows similar variation:  $\tau \propto (\sigma_c - \sigma)^{-1/2}$ . Therefore the susceptibility and relaxation time exponents remain unaffected by the presence of lower cut off. It should be mentioned that for  $\sigma_L = 1/2$ , the susceptibility and relaxation time have no meaning.

## B. The upper bound of lower cut off ( $\sigma_L$ ) for weakest fiber breaking approach

The step-wise equal load increase method [16, 17] cannot ensure breaking of the weakest

fiber only at the time of external loading. Now we follow the weakest fiber breaking approach [3, 9]: The applied load is tuned in such a way that the weakest fiber will fail after loading, followed by stress redistributions. We first find out the extreme condition when breaking the weakest fiber eventually one can break the whole bundle (keeping the load fixed), i.e., there would not be any critical strength. As the strength thresholds of  $N$  fibers are uniformly distributed within  $l_L$  and 1, the weakest fiber will break at a stress  $l_L$  (for large  $N$ ). After this single fiber failure the load will be redistributed within intact fibers resulting a stress  $f = N l_L = (N - 1)$ . Now number of fibers having strength threshold below  $f$  is

$$N P ( f ) = N \int_{l_L}^f ( \text{th} ) d \text{th} = \frac{N ( f - l_L )}{(1 - l_L)}; \quad (12)$$

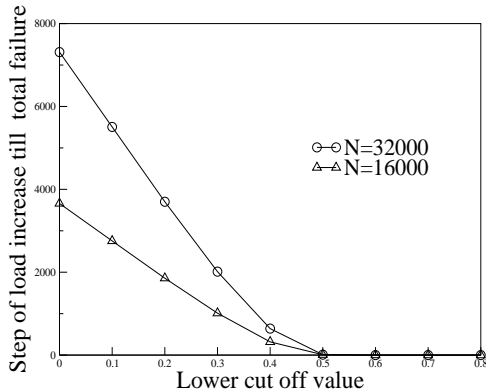
The stress redistribution can break at least another fiber if  $N P ( f ) \geq 1$  and then the successive breaking of fibers cannot be stopped till the complete collapse of the bundle. Putting the value of  $f$  we get

$$\frac{N ( \frac{N - l_L}{N - 1} - l_L )}{(1 - l_L)} \geq 1; \quad (13)$$

which gives

$$l_L ( N - 1 ) \leq (2N - 1); \quad (14)$$

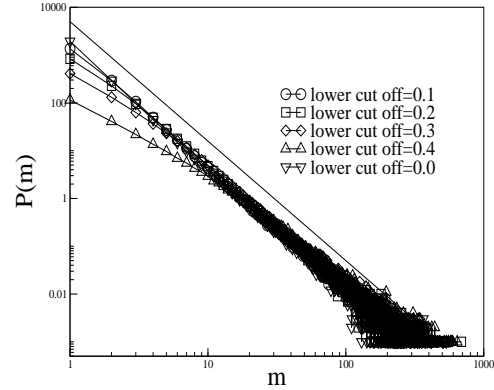
For large  $N$  value we can write  $l_L \leq 1/2$ . Therefore, the condition to get nonzero fixed point is  $l_L < 1/2$ . Our numerical simulation also supports (Fig. 3) the above analytic argument regarding the upper bound of the lower cut off value.



**Fig. 3:** Determination of the upper bound of  $l_L$  through numerical simulation: The total step of load increase is plotted against the  $l_L$  values. Clearly for  $l_L \leq 0.5$  it takes only one step to break the whole bundles.

### C. The avalanche size distributions

To investigate whether the avalanche size distributions depend on the lower cut off value or not, we go for a numerical study. The result (Fig. 4) demands that for small avalanche sizes the distributions show a permanent deviation (depend on  $l_L$ ) from the mean-field result, although the big avalanches still follow the mean-field power law as analytically derived by Hemmer and Hansen [9]. We have checked this result for several system sizes and the above feature remains invariant. Also, for  $l_L > 1/2$ , we do not expect any distribution of avalanches as the bundle fails at one instant.



**Fig. 4:** The avalanche size distributions for different values of  $l_L$ :  $N = 8000$  and averages are done over 1000 sample. The solid line (without any symbol) represents the mean field power law with exponent  $-5/2$ .

## III. IN THE LLS BUNDLES

### A. Upper limit of the lower cut off value

We consider a LLS bundle with uniform fiber threshold distribution having a lower cut off  $l_L$  (Fig. 1). We shall present a probabilistic argument to determine the upper limit of  $l_L$ , beyond which the bundle fails at an instant. Following the similar method we ap-

plied in ELS bundles, here also we consider the weakest fiber breaking: The weakest fiber fails at an applied stress  $\sigma_L$ . Due to the LLS rule, the  $n$  nearest neighbors ( $n$  is the coordination number) bear the terminal stress borne by the failing fiber and their stress value rises to  $\sigma_f = \sigma_L + (\sigma_L/n)$ . Number of fibers in the bundle having strength threshold below  $\sigma_f$  is as in the ELS case given by eqn. (12).

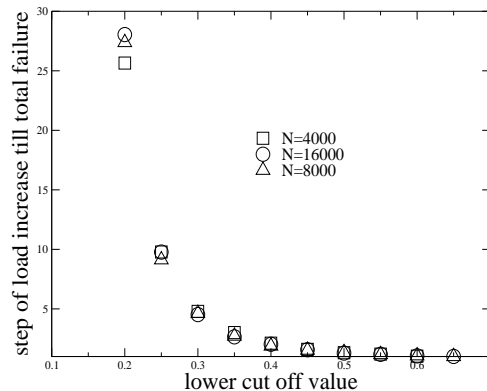
If any one of these  $n P(\sigma_f)$  fibers belong to the nearest neighbors of the failed fiber, then that fiber will fail triggering successive failures till the complete breakdown. Now, what will be the probability that one of the  $n P(\sigma_f)$  fibers would be the nearest neighbor of the failed fiber? After the failure of weakest fiber, the  $N-1$  intact fibers of the bundle can be arranged in  $(N-1)!$  ways among themselves and number of ways in which one of the  $n P(\sigma_f)$  fibers would be one of the nearest neighbors ( $n$ ) is  $n P(\sigma_f) (N-2)!$ . Therefore the required probability is

$$\text{prob} = \frac{n P(\sigma_f) (N-2)!}{(N-1)!} = \frac{n P(\sigma_f)}{(N-1)}, \quad n P(\sigma_f) < 1 \quad (15)$$

Putting the value of  $P(\sigma_f)$  (from eqn. 12), we get  $\text{prob} = n (\sigma_f - \sigma_L) = (1 - \sigma_L)$ . Again as  $\sigma_f = \sigma_L (1 + 1/n)$ , we finally get  $\text{prob} = (\sigma_L) = (1 - \sigma_L)$ . Now if this probability becomes 1, then the whole bundle will fail at one instant following several load redistributions at a constant applied load. Therefore, to overcome the one instant failure we must have the probability to be  $< 1$ , from which we get the upper bound of  $\sigma_L$ :

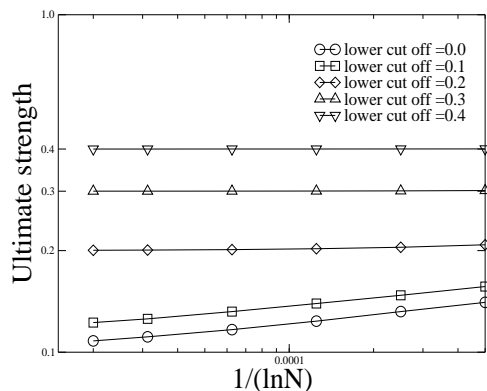
$$\sigma_L < 1=2: \quad (16)$$

This is a general condition as it does not depend on the coordination number  $n$ . Therefore, at any dimensions the bundles fail at one instant for  $\sigma_L = 1=2$ . It should be mentioned that the LLS model becomes a ELS model in the limit of infinite dimensions. Therefore at this limit the estimate of the upper bound of  $\sigma_L$  in the LLS model should become identical to the estimate of the same in ELS model and this exactly matches here in our derivation. We numerically confirm (Fig. 5) the above analytic argument in one dimension.



**Fig. 5:** Numerical estimate of the upper bound of  $\sigma_L$  in LLS model: At  $\sigma_L = 0.5$  all the curves touches the x axis, i.e., bundles fail at one step.

## B. Strength variations

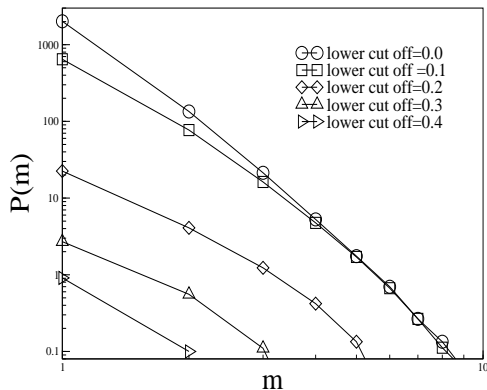


**Fig. 6:** Strength variation with system size for several  $\sigma_L$  values in LLS model: Above  $\sigma_L > 0.2$  all the curves become flat i.e, the strength does not depend on the system size.

The local load sharing (LLS) scheme introduces stress enhancement around the failed fiber, which accelerate damage evolution. Therefore, a few isolated cracks can drive the system toward complete failure through growth and coalescence. The LLS bundles show zero strength [19, 20, 21] for fiber threshold distributions starting from zero value, at the limit  $N \rightarrow 1$ , following a logarithmic dependence on the system size ( $N$ ). Now for any fiber threshold distribution having a lower cut off ( $\sigma_L$ ), the ultimate strength of the bundle must be greater than the lower cut off value. For such an uniform distribution (Fig.1), we

perform numerical simulations to investigate the system size variation of bundle's strength. As  $\ell_L$  increases the system size dependence of the strength becomes weaker and for  $\ell_L > 0.2$ , the strength seems to be independent of system size (Fig. 6).

### C. The avalanche distribution



**Fig. 7:** Avalanche size distribution for several  $\ell_L$  values in LLS model:  $N = 16000$ , averages are taken over 1000 samples. Clearly, the number of different avalanches decreases with the increase of  $\ell_L$  value.

Due to the faster crack-growth, LLS models show different avalanche statistics with respect to that of for ELS models. The numerical study of Hansen and Hemmer [10] suggests an apparent power law having exponent  $-4.5$ . Later Kloster et al have shown analytically [11] that for flat (uniform) distribution, LLS model does not show any power law asymptotics in avalanche distribution. Here we numerically study the avalanche distribution in LLS model for different  $\ell_L$  values (Fig. 7). We observe a similar deviation (lowering) of the distribution

function for the smaller avalanche sizes as in case of ELS model. Also, the number of different avalanches gets reduced with the increase of  $\ell_L$  due to damage localization [25] which ensures faster collapse of the bundle.

## IV. CONCLUSION

The lower cut off in fiber threshold distribution excludes the presence of very weak fibers in a bundle. These weaker fibers reduces the strength of a bundle. But in practical purpose we always try to build stronger and stronger materials (ropes, cables etc.). Therefore this situation (exclusion of weaker fibers) is very realistic and worthy one. The failure dynamics of ELS model almost remains unchanged in the presence of a lower cut off in fiber threshold distribution but the avalanche size distributions (for small avalanches) show a systematic deviation from the mean field nature. Both in ELS and LLS models, the lower cut off (or the critical strength  $\ell_c$  in ELS case) becomes bounded by an upper limit  $\ell_L = 2$  which has important consequence: It seems that the bundles show elastic response till  $\ell_L < 2$  and for  $\ell_L = 2$ , they become perfectly brittle. We should mention that  $\ell_L$  limit becomes independent of dimensions in LLS model which is a consequence of the uniform fiber threshold distribution assumed in our study. We hope this limit to be dependent on system dimension for other type of distributions.

**Acknowledgment:** S. P. thanks the Norwegian Research Council, NFR for the funding through a strategic university program.

- 
- [1] H. J. Herrmann and S. Roux (Eds), *Statistical Models for the Fracture of Disordered Media*, North Holland, Amsterdam (1990); B. K. Chakrabarti and L. G. Benguigui, *Statistical Physics of Fracture and Breakdown in Disorder Systems*, Oxford Univ. Press, Oxford (1997).
  - [2] F. T. Peirce, J. Textile Inst. **17**, T355-368 (1926).
  - [3] H. E. Daniels, Proc. R. Soc. London A **183** 405 (1945).
  - [4] S. L. Phoenix, Adv. Appl. Prob. **11**, 153 (1979); R. L. Smith and S. L. Phoenix, J. Appl. Mech. **48**, 75 (1981); S. L. Phoenix and R. L. Smith, J. Solid Struct. **19**, 479 (1983); W. I. Newman and S. L. Phoenix, Phys. Rev. E **63**, 021507 (2000).
  - [5] D. G. Harlow and S. L. Phoenix, J. Composit

- Mater. **12**, 314 (1978); D. G. Harlow and S. L. Phoenix, Adv. Appl. Prob. **14**, 68 (1982); R. L. Smith, Proc. R. Soc. London **A 382**, 179 (1982); R. L. Smith, Adv. Appl. Prob. **15**, 304 (1982).
- [6] A. Garcimartin, A. Guarino, L. Bellon and S. Ciliberto, Phys. Rev. Lett. **79** 3202 (1997).
- [7] A. Guarino, A. Garcimartin and S. Ciliberto, Eur. Phys. J. B **6** 13 (1998).
- [8] A. Petri, G. Paparo, A. Vespignani, A. Alippi and M. Costantini, Phys. Rev. Lett. **73** 3423 (1994).
- [9] P. C. Hemmer and A. Hansen, J. Appl. Mech. **59** 909 (1992).
- [10] A. Hansen and P. C. Hemmer, Phys. Lett. A **184** 394 (1994).
- [11] M. Kloster, A. Hansen and P. C. Hemmer, Phys. Rev. E **56** 2618 (1997).
- [12] S. Zapperi, P. Ray, H. E. Stanley and A. Vespignani, Phys. Rev. Lett. **78** 1408 (1997).
- [13] D. Sornette, J. Phys. A **22** L243 (1989); D. Sornette, J. Phys. I (France) **2** 2089 (1992).
- [14] Y. Moreno, J. B. Gomez and A. F. Pacheco, Phys. Rev. Lett. **85** 2865 (2000).
- [15] R. da Silveira, Am. J. Phys. **67** 1177 (1999).
- [16] S. Pradhan and B. K. Chakrabarti, Phys. Rev. E **65**, 016113 (2001).
- [17] S. Pradhan, P. Bhattacharyya and B. K. Chakrabarti, Phys. Rev. E **66**, 016116 (2002).
- [18] P. Bhattacharyya, S. Pradhan and B. K. Chakrabarti, Phys. Rev. E **67**, 046122 (2003).
- [19] R. L. Smith, Proc. R. Soc. London **A 372**, 539 (1980).
- [20] J. B. Gomez, D. Iniguez and A. F. Pacheco, Phys. Rev. Lett. **71**, 380 (1993).
- [21] S. Pradhan and B. K. Chakrabarti, Int. J. Mod. Phys. B **17** 5565 (2003).
- [22] A. Hansen and P. C. Hemmer, Trends in Stat. Phys. **1**, 213 (1994).
- [23] R. C. Hidalgo, Y. Moreno, F. Kun and H. J. Herrmann, Phys. Rev. E **65** 046148 (2002).
- [24] S. Pradhan, B. K. Chakrabarti and A. Hansen, (submitted in Phys. Rev. E) arXiv:cond-mat/0405437 (2004).
- [25] F. Kun, S. Zapperi and H. J. Herrmann, Eur. Phys. J. B **17** 269 (2000).