

Current-phase relation of the SNS junction in a superconducting loop

Mun Dae Kim¹ and Jongbae Hong²

¹*Korea Institute for Advanced Study, Seoul 130-722, Korea*

²*School of Physics, Seoul National University, Seoul 151-742, Korea*

We study the current-phase relation of the superconductor/normal/superconductor (SNS) junction imbedded in a superconducting loop. Considering the current conservation and free energy minimum conditions, we obtain the persistent currents of the normal/superconductor (NS) loop. At finite temperature we can explain the experimentally observed highly non-sinusoidal currents which have maxima near the zero external flux.

PACS numbers:

I. INTRODUCTION

Physically interesting superconducting loops with junctions are the superconducting quantum interference device (SQUID) and the normal/superconductor (NS) loop. Both are mesoscopic size and yield persistent currents when a magnetic flux threads the loop. The thickness of the Josephson junctions in SQUID loop is much smaller than the superconducting coherence length, but the thickness of normal segment d of NS loop can be larger than that. The persistent current in the former system flows by tunneling the Josephson junction, while that in the latter by the long range proximity effect. Since these two loops are very different in nature, we can anticipate a different current-phase relation for NS loop, but it was not explicitly demonstrated in previous studies for the superconductor/normal/superconductor (SNS) hybrid junction^{1,2,3} and for the NS loop^{4,5} in connection with the Andreev reflection process⁶.

The current described by the motion of a pair of electron and hole in the normal sector changes into that by a Cooper pair in the superconducting sector. There is an intermediate region near the edge of superconductor, where the current is described by quasiparticles and quasiholes. Then the current carried by the electrons and the holes in the normal sector should be the same as that carried by quasiparticles and quasiholes in the intermediate region. This current conservation condition can be satisfied by considering that two wave vectors of the quasiparticle and the quasihole can be different from each other like those of electron and hole in the normal sector. In solving the Bogoliubov-de Gennes (BdG) equation, we consider the average energy of a pair of particles is a dynamic variable rather than a constant chemical potential. Thus the values of the dynamic variables are determined by minimizing the free energy of the NS loop.

Recently an experiment for the high- T_c superconductor (HTS) junction with interlayer much thicker than the superconducting correlation length has been reported⁷, where the HTS junction was incorporated in a superconducting loop with threading external magnetic flux Φ_{ext} . In this single-junction interferometer experiment, the current-phase relation shows the highly non-sinusoidal behaviors so that the slope of the current for zero ex-

ternal flux becomes larger than that for $\Phi_{\text{ext}} = \Phi_0/2$ with the superconducting unit flux quantum $\Phi_0 \equiv h/2e$ as temperature goes down. The tunneling currents are supposed to take place through the long range proximity effect across the thick $\text{PbBa}_2\text{Cu}_3\text{O}_7$ (PBCO) interlayer. Since the CuO_3 chains in the PBCO layer are metallic at low temperature, the above junction can be considered as a SNS junction incorporated in a superconduction loop. In this study we calculate the persistent current of the above NS loop considering the current conservation and free energy minimum conditions and show that the experimentally observed non-sinusoidal type current can emerge through the long-range proximity effect in the NS loop.

II. ANDREEV REFLECTIONS IN A NORMAL/SUPERCONDUCTOR LOOP

The quasiparticles in a normal/superconducting (NS) loop with threading external magnetic flux can be described by the Bogoliubov-de Gennes (BdG) equation

$$\begin{pmatrix} H_0 - \xi & \Delta(z) \\ \Delta^*(z) & -H_0^* + \xi \end{pmatrix} \begin{pmatrix} u(z) \\ v(z) \end{pmatrix} = E \begin{pmatrix} u(z) \\ v(z) \end{pmatrix}, \quad (1)$$

where $H_0 = (-i\hbar\partial/\partial z - eA/c)^2/2m_e$ with the electron mass m_e , $A = \Phi_{\text{ext}}/L$ is the vector potential with the circumference of loop L , and $\Delta(z)$ is the pair potential.

For a superconducting loop *without* junction threaded by an Aharonov-Bohm flux, the quasiparticle wave functions $u(z)$ and $v(z)$ contain extra factor due to gauge invariance such as $u(z) = Ce^{i(\lambda_e + \pi f/L)z}$ and $v(z) = Ce^{i(\lambda_h - \pi f/L)z}$, where $f \equiv \Phi_{\text{ext}}/\Phi_0$. Uniform flow of persistent current is derived by the BdG equation with the pair potential, $\Delta(z) = \Delta e^{i(\lambda_e - \lambda_h + \pi f/L)z}$.

If the superconducting loop is interrupted by a normal sector as shown in Fig. 1, the wave function $\Psi = (u(z) \ v(z))^T$ of a pair of electron and hole in normal sector ($0 < z < d$) and of a pair of quasiparticle and quasihole in the intermediate region of superconducting

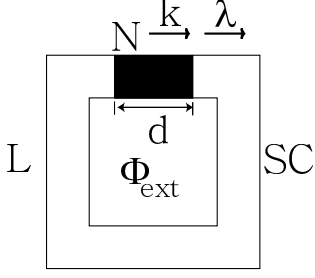


FIG. 1: A normal/superconducting loop with length L . k and λ denote the wave vector of a electron in normal sector and a quasiparticle in superconducting sector, respectively.

sector ($d \lesssim z$ and $z \lesssim L$) is given by

$$\begin{pmatrix} u(z) \\ v(z) \end{pmatrix} = \begin{cases} \begin{pmatrix} Ae^{i(k_0 + \frac{\pi}{L}f)z} \\ Be^{i(k_1 - \frac{\pi}{L}f)z} \end{pmatrix} & (0 < z < d) \\ \begin{pmatrix} Ce^{i(\lambda_{+e} + \frac{\pi}{L}f)z + i\eta} \\ Ce^{i(\lambda_{+h} - \frac{\pi}{L}f)z - i\eta} \end{pmatrix} & (d \lesssim z) \\ \begin{pmatrix} De^{i(\lambda_{-e} + \frac{\pi}{L}f)z - i\eta} \\ De^{i(\lambda_{-h} - \frac{\pi}{L}f)z + i\eta} \end{pmatrix} & (z \lesssim L), \end{cases} \quad (2)$$

where η is the phase shift due to Andreev reflection at the NS interface^{4,5,8} and, when a pair of quasiparticles passes through the NS interface, each quasiparticle acquires the additional phase equal to η . Since we do not make any assumption about the sign of the wave vectors k_0 and k_1 , this wave function can describe both the excitations moving clockwise and counterclockwise. Here a notable point is that the wave vectors of the quasiparticle and the quasihole in the previous work^{2,4,5} are set to be the same. It is, however, natural to discriminate the wave vectors like those of particles k_0 and k_1 in the normal sector in order to satisfy the current conservation condition. Therefore, we introduce different wave vectors, λ_e and λ_h , for the quasiparticle and the quasihole in the intermediate region of superconducting sector.

This equation can be solved easily for the normal sector in which $\Delta(z) = 0$, and yields the relations for ξ and E such that

$$\xi = \frac{\hbar^2}{4m_e}(k_0^2 + k_1^2), \quad (3)$$

$$E = \frac{\hbar^2}{4m_e}(k_0^2 - k_1^2). \quad (4)$$

In the intermediate region of superconducting sector, however, the BdG equation must be solved with the pair potential

$$\Delta(z) = \begin{cases} \Delta e^{i(\lambda_{+e} - \lambda_{+h} + 2\pi f/L)z} & (z \gtrsim d) \\ \Delta e^{i(\lambda_{-e} - \lambda_{-h} + 2\pi f/L)z} & (z \lesssim L). \end{cases} \quad (5)$$

Then the BdG equation for $z \gtrsim d$ becomes

$$\left[\frac{\hbar^2}{2m_e} \lambda_{+e}^2 - \xi \right] + \Delta e^{-2i\eta} = E, \quad (6)$$

$$\Delta e^{2i\eta} - \left[\frac{\hbar^2}{2m_e} \lambda_{+h}^2 - \xi \right] = E. \quad (7)$$

Representing λ_{+e} and λ_{+h} such as $\lambda_{+e} = \lambda_0 + i\lambda'_0$ and $\lambda_{+h} = \lambda_1 + i\lambda'_1$ we get an expression for ξ and E ,

$$\xi = \frac{\hbar^2}{4m_e}(\lambda_0^2 + \lambda_1^2)(1 - \alpha) \quad (8)$$

$$E = \frac{\hbar^2}{4m_e}(\lambda_0^2 - \lambda_1^2)(1 + \alpha) + \Delta \cos 2\eta \quad (9)$$

with $\alpha \equiv (m_e \Delta \sin 2\eta / \hbar^2 \lambda_0 \lambda_1)^2$, $\lambda'_0 = m_e \Delta \sin 2\eta / \hbar^2 \lambda_0$ and $\lambda'_1 = m_e \Delta \sin 2\eta / \hbar^2 \lambda_1$. For $z \lesssim L$, we can also solve the BdG equation and find that $\lambda_{-e} = \lambda_0 - i\lambda'_0$ and $\lambda_{-h} = \lambda_1 - i\lambda'_1$.

The phase matching conditions for the wave function of Eq. (2) at $z = d$ and $z = L$ are given by

$$\hat{A}e^{ik_0 d - i\lambda_0 d - i\eta} = \hat{B}e^{ik_1 d - i\lambda_1 d + i\eta} = \hat{C}, \quad (10)$$

$$\hat{A}e^{-i(\lambda_0 + \pi f/L)L + i\eta} = \hat{B}e^{-i(\lambda_1 - \pi f/L)L - i\eta} = \hat{D}, \quad (11)$$

where $\hat{A}, \hat{B}, \hat{C}$ and \hat{D} represent the phase part of the coefficients, A, B, C and D , respectively. The condition for there being a solution leads to the boundary condition

$$\begin{aligned} & \left(k_0 - k_1 + \frac{2\pi f}{L} \right) d + \left(\lambda_0 - \lambda_1 + \frac{2\pi f}{L} \right) (L - d) - 4\eta \\ & = 2\pi n. \end{aligned} \quad (12)$$

When an electron becomes Andreev-reflected at the superconductor/normal interface, the transmitted quasiparticle pair obtains the additional phase 2η . The phase 4η in the boundary condition in Eq. (12) is the sum of two phase changes 2η due to the Andreev reflections at each interface.

The condition of current conservation at NS interface will be given by using the representation of the flux $j = -(1/2m)[\phi(-i\hbar\partial/\partial z - eA/c)\phi^* - \phi^*(-i\hbar\partial/\partial z - eA/c)\phi]$. In the wave function $\Psi = (u(z) \ v(z))^T$ in Eq. (2), $u(z)$ is the electronlike wave function and $v(z)$ is the holelike wave function which is the complex conjugate of the electronlike wave function. The current representation for a pair of electrons thus should be obtained with the wave function $\phi = (u(z) \ v^*(z))^T$ and we can get the relation

$$k_0 - k_1 = \lambda_0 - \lambda_1 \equiv 2q. \quad (13)$$

The Cooper pairs in superconducting sector then should carry the current $I \equiv n_c 2e\hbar 2q/m_c$ with the density of Cooper pairs n_c and $m_c = 2m_e$.

III. PERSISTENT CURRENTS OF A NORMAL/SUPERCONDUCTOR LOOP

When we calculate the current through the SNS junction, we may be able to set the average energy ξ of the particle and the hole in Eq. (3) equal to the chemical potential. But, in the NS loop, ξ in Eq. (3)

need not be the constant chemical potential. For example, we consider a simple normal loop with a threading flux. The average energy of two particles ξ at Fermi level is different from the chemical potential μ such that $\xi = (1/2)(\hbar^2/2m_e)(k_0^2 + k_1^2) = (1/2)(\hbar^2/2m_e)((k_F - \pi f/L)^2 + (k_F + \pi f/L)^2) \neq (\hbar^2/2m_e)k_F^2 = \mu$. Since k_0 and k_1 depend on the dynamic variable η as well as f in the NS loop, ξ cannot be set as a constant chemical potential but should also be a dynamic variable to be determined.

Since an extra variable ξ is introduced, we need one more independent relation. That is given by the requirement of free energy minimum⁹. Since the intermediate region of superconducting sector is so thin that we neglect the energy of this region in the free energy expression and consider only the energy of Cooper pairs. In superconducting sector the Cooper pairs carry the persistent current corresponding to the Cooper pair wave vector $2q = \lambda_0 - \lambda_1$ and the energy of a Cooper pair can be written as $(\hbar^2/2m_c)(2q)^2$ with $m_c = 2m_e$. Therefore the total free energy per particle U_{tot} can be written as

$$2U_{\text{tot}} = \frac{\hbar^2}{2m_e}(k_0^2 + k_1^2)\frac{d}{L} + \frac{\hbar^2}{2m_c}(\lambda_0 - \lambda_1)^2\left(1 - \frac{d}{L}\right). \quad (14)$$

Using Eqs. (3) and (8), the total free energy can be represented in λ_0 and λ_1 .

From the condition $dU_{\text{tot}}/d\eta = 0$, we obtained the equation,

$$\begin{aligned} & \left[(\lambda_0 + \lambda_1) + (\lambda_0 - \lambda_1)\frac{L}{d} + \frac{(2m_e\Delta \sin 2\eta)^2}{2\lambda_0^3\hbar^4} \right] \frac{d\lambda_0}{d\eta} \\ & + \left[(\lambda_0 + \lambda_1) - (\lambda_0 - \lambda_1)\frac{L}{d} + \frac{(2m_e\Delta \sin 2\eta)^2}{2\lambda_1^3\hbar^4} \right] \frac{d\lambda_1}{d\eta} \\ & = \frac{\lambda_0^2 + \lambda_1^2}{2\lambda_0^2\lambda_1^2} \left(\frac{2m_e\Delta}{\hbar^2} \right)^2 \sin 4\eta. \end{aligned} \quad (15)$$

Here $d\lambda_0/d\eta$ and $d\lambda_1/d\eta$ can be obtained by differentiating Eqs. (3), (4), (8), (9), (12) and (13) as follows

$$\frac{d\lambda_0}{d\eta} = \frac{1}{\mathcal{D}} \left[\mathcal{F} + \frac{1}{L} \{ 8\lambda_1(\alpha k_0 + k_1) + 4\lambda_0\Gamma \sin 2\eta \} \right] \quad (16)$$

$$\frac{d\lambda_1}{d\eta} = \frac{1}{\mathcal{D}} \left[\mathcal{F} + \frac{1}{L} \{ 8\lambda_0(\alpha k_0 + k_1) - 4\lambda_1\Gamma \sin 2\eta \} \right], \quad (17)$$

where $\mathcal{F} \equiv 2\lambda_0\lambda_1\Gamma \cos 2\eta - 2\tilde{\Delta}(k_0 + k_1) \sin 2\eta - 8k_0k_1/L$ and $\mathcal{D} \equiv -2(\lambda_0 - \lambda_1)(\alpha k_0 + k_1) + (\lambda_0 + \lambda_1)\Gamma \sin 2\eta$ with $\Gamma \equiv (k_0\lambda_0^2 - k_1\lambda_1^2)\tilde{\Delta}^2 \sin 2\eta / 2\lambda_0^3\lambda_1^3$ and $\tilde{\Delta} \equiv 2m_e\Delta/\hbar^2$.

Solving the coupled equations (3), (4), (8), (9), (12), (13) and (15) numerically, we obtain the energy levels corresponding to the two solutions of the BdG equation in Eq. (1) as a function of external flux $\varphi \equiv 2\pi f = 2\pi\Phi_{\text{ext}}/\Phi_0$ as shown in Fig. 2(a), where the solid and the dashed lines denote the lower levels and the other lines the higher levels. The ground state corresponds to the solid (dashed) line for $\varphi < 0$ ($\varphi > 0$). The persistent

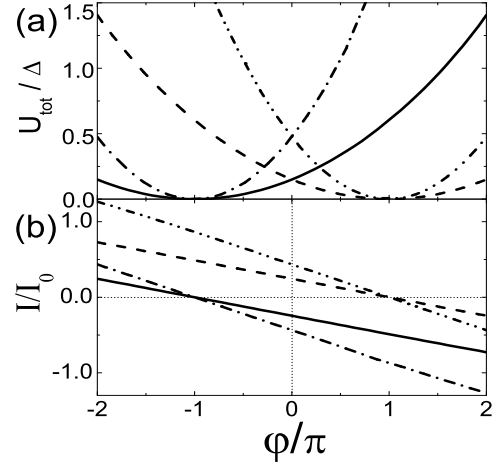


FIG. 2: (a) Excitation spectrum of the NS loop. The solid (dashed) line for $\varphi < 0$ ($\varphi > 0$) shows the ground state energy, where $\varphi \equiv 2\pi f$. (b) Persistent currents corresponding to the energy levels in (a). Here we set $L\sqrt{\Delta_0} = 10$ and $\Delta/\Delta_0 = 1$.

currents in Fig. 2(b) are represented by the same lines as those of the corresponding states in Fig. 2(a). The persistent current, $I \equiv n_c 2e\hbar 2q/m_c$, can be written by $I = I_0 2q/\sqrt{\tilde{\Delta}_0}$, where $I_0 \equiv n_c 2e\hbar\sqrt{\tilde{\Delta}_0}/m_c$ and $\tilde{\Delta}_0 \equiv 2m_e\Delta_0/\hbar^2$ is a gap potential chosen arbitrary.

Since the Cooper pairs in the superconductor are in the coherent condensate state, each Cooper pair carries the same superconducting current. A Cooper pair changes into a pair of normal electrons in the normal sector via a pair of quasiparticles in the intermediate region. Since the current in the loop should be conserved, the current equal to the macroscopic persistent current in the superconducting sector flows in the normal sector. In Fig. 2(b), we can see several persistent currents, of which the persistent current at ground state corresponds to the solid line for $\varphi < 0$ and the dashed line for $\varphi > 0$, the saw-tooth type current.

Recently an single-junction interferometer experiment was done on HTS junction⁷ ($\text{YBa}_2\text{Cu}_3\text{O}_{7-x}/\text{PrBa}_2\text{Cu}_3\text{O}_7/\text{YBa}_2\text{Cu}_3\text{O}_{7-x}$) which is incorporated into a superconducting loop with penetrating magnetic flux. Since there is no misorientation angle between the two d-wave superconductors across the interlayer in this experiment, the phase difference across the interlayer can be brought about only by the threading magnetic flux. They obtained the current-phase relation at finite temperature, where the slope for zero external flux is larger than that for the external flux $\varphi = \pi$.

In this experiment, the thickness of the PBCO interlayer of the junction is as long as hundreds Å which is much larger than the high- T_c superconducting correlation length by an order of magnitude and thus the Cooper pairs cannot directly tunnel the junction. These long range proximity effects have been observed in many experiments on HTS junctions^{10,11,12,13} and considered as

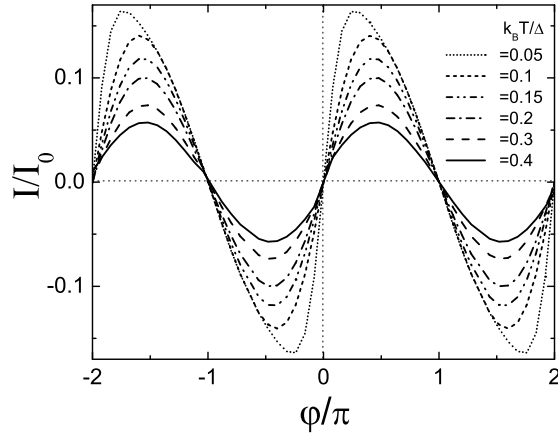


FIG. 3: Current-phase relation at finite temperatures. As the temperature goes down, the maximum approaches the point $\varphi = 0$

a characteristic of SNS junctions. Thus the experimental results may be explained by calculating the currents of the NS loop as a function of the threading external flux.

Here we can raise a question that whether it is a real proximity effect, i.e., there are filaments of pinholes or microshots so that the Cooper pairs can be transported by the resonant tunneling through localized states in filaments. Recently an experiment on the trilayer HTS junction¹¹ has been reported, where they synthesized atomically smooth films of HTS and uniform trilayer junction so that they conclude that the long-range proximity effect do not originate from the resonant tunneling through the energy-aligned states in the microshots, but it is an intrinsic property of the interlayer. In fact, the supercurrents are known to flow via metallic CuO_3 chains in the PBCO interlayer^{14,15}.

From the currents in Fig. 2(b) corresponding to the

states in Fig. 2(a) we can obtain the persistent currents of the NS loop at finite temperatures. At finite temperature, since the current state with energy ϵ has the probability proportional to $e^{-\epsilon/k_B T}$, we can obtain the thermally averaged persistent currents from those current states in Fig. 2 as shown in Fig. 3. We can observe highly non-sinusoidal currents in Fig. 3, where the amplitude maxima approach the point $\varphi = 0$ and the slope of current at $\varphi = 0$ becomes larger than that at $\varphi = \pi$ as temperature goes down. The current takes the sinusoidal form only after the temperature goes up such that $k_B T/\Delta \approx 0.4$ which corresponds to the temperature near T_c . Thus we can explain the current-phase relation in the experiment of Ref.⁷ by calculating the persistent currents in the NS loop considering the specific conditions such as the current conservation and free energy minimum conditions.

IV. SUMMARY

We have studied the current-phase relation of the NS loop with threading magnetic flux. The Cooper pairs in the superconducting sector become the electron pairs in the normal sector via the quasiparticle states in the intermediate region. The net current in the NS loop should be preserved and thus we introduce different wave vectors of the pair of quasiparticles in order to satisfy the current conservation condition. Furthermore, since the average energy of a pair of particles should be a dynamic variable, we also consider the free energy minimum condition. We obtained the persistent currents of the ground and excited states and found that we can explain the experimentally observed highly non-sinusoidal current-phase relation with maxima near the zero external flux at low temperature.

This work was supported by Korea Research Foundation Grant No. KRF-2003-070-C00020.

¹ P. G. de Gennes, *Superconductivity of Metals and Alloys* (Benjamin, New York, 1966).

² I. O. Kulik, Zh. Eksp. Teor. Fiz. **57**, 1745 (1969) [Sov. Phys. JETP **30**, 944 (1970)].

³ Z. G. Ivanov, M. Yu. Kupriyanov, K. K. Likharev, S. V. Meriakri, and O. V. Snigirev, Sov. J. Low. Temp. Phys. **7**, 274 (1981).

⁴ M. Büttiker and T. M. Klapwijk, Phys. Rev. B **33**, R5114 (1986).

⁵ J. Cayssol, T. Kontos, and G. Montambaux, Phys. Rev. B **67**, 184508 (2003).

⁶ A. F. Andreev, Zh. Eksp. Teor. Fiz. **46**, 1823 (1964) [Sov. Phys. JETP **19**, 1228 (1964)]; **49**, 655 (1965) [**22**, 455 (1966)].

⁷ E. Il'ichev, V. Zakosarenko, V. Schultze, H. E. Hoenig, H.-G. Meyer, K. O. Subke, H. Burkhardt, and M. Schilling, Appl. Phys. Lett. **76**, 100 (2000); E. Il'ichev, V. Zakosarenko, V. Schultze, H.-G. Meyer, H. E. Hoenig, V.

N. Glyantsev, and A. Golubov *ibid.* **72**, 731 (1998).

⁸ In Ref. [2], this phase shift can be defined as $\eta \equiv \phi/2$ with $e^{-i\phi} = \gamma$.

⁹ M. D. Kim, D. Shin, and J. Hong, Phys. Rev. B **68**, 134513 (2003).

¹⁰ T. Hashimoto, M. Sagoi, Y. Mizutani, J. Yoshida, and K. Mizushima, Appl. Phys. Lett. **60**, 1756 (1992); J. B. Barner, C. T. Rogers, A. Inam, R. Ramesh, and S. Bersey, *ibid.* **59**, 742 (1991).

¹¹ I. Bozovic, G. Logvenov, M. A. J. Verhoeven, P. Caputo, E. Goldobin, and M. R. Beasley, Phys. Rev. Lett. **95**, 157002 (2004).

¹² E. Polturak, G. Koren, D. Cohen, E. Aharoni, and G. Deutscher, Phys. Rev. Lett. **67**, 3038 (1991).

¹³ T. Umezawa, D. J. Lew, S. K. Streiffer, and M. R. Beasley, Appl. Phys. Lett. **63**, 3221 (1993); J. B. Barner, B. D. Hunt, M. C. Foote, W. T. Pike, and R. P. Vasquez, Physica C **207**, 381 (1993).

- ¹⁴ R. Fehrenbacher and T. M. Rice, Phys. Rev. Lett. **70**, 3471 (1993).
- ¹⁵ Y. Suzuki, J.-M. Triscone, C. B. Eom, M. R. Beasley, and T. H. Geballe, Phys. Rev. Lett. **73**, 328 (1994); M. Lee, M. L. Stutzman, Y. Suzuki, and T. H. Geballe, Phys. Rev. B **54**, R3776 (1996).