

Persistent current modulated by the Andreev reflection phase shift

Mun Dae Kim¹ and Jongbae Hong²

¹*Korea Institute for Advanced Study, Seoul 130-722, Korea*

²*School of Physics, Seoul National University, Seoul 151-742, Korea*

We study the persistent currents in the normal/superconducting (NS) loop modulated by the phase shift η produced by Andreev reflection at NS junction. The persistent current shows the periodic nature in threading magnetic flux with period $h/2e$ regardless of the system parameters, when the excitation energy E is smaller than the pair potential Δ . We find that the persistent current takes after the Josephson type formula, $I \propto \sqrt{\Delta} \sin(\pi/2 - 2\eta)$, in the limit $E \ll \Delta$.

PACS numbers:

Physically interesting superconducting loops with junction are the superconducting quantum interference device (SQUID) and the normal/superconductor (NS) loop. Both are mesoscopic size and yield persistent currents when a magnetic flux threads the loop. These systems attract further interest recently in connection with promising current qubits for quantum computer. The thickness of the Josephson junctions in SQUID loop is smaller than the superconducting correlation length, but the thickness of normal segment d of NS loop is larger than that. The persistent current in the former system flows by tunneling the Josephson junction, while that in the latter by the long range proximity effect. Since these two loops are very different in nature, we can anticipate a different current-phase relation for NS loop, but it was not shown in previous studies for the superconductor/normal/superconductor (SNS) hybrid junction^{1,2,3} and for the NS loop^{4,5} in connection with the Andreev reflection process.⁶

The current described by the motion of a pair of electron and hole in the normal sector changes into that by a Cooper pair in the superconducting sector. There is an intermediate region near the edge of superconductor, where the current is described by quasiparticle and quasiholes. Then the current carried by the electrons and the holes in the normal sector should be the same as that carried by quasiparticles in the intermediate region. This current conservation condition can be satisfied by considering that two wave vectors of the quasiparticle and the quasihole can be different from each other like those of electron and hole in the normal sector.

We find that discriminating two wave vectors does not yield a remarkable difference in the current passing the SNS junction between the present and the previous study where the chemical potential is fixed at a constant value. However, for the NS loop, we consider another aspect; the average energy of a pair of particles is a dynamic variable rather than a constant chemical potential and the values of the dynamic variables is determined by minimizing the free energy of the NS loop. Solving the Bogoliubov-de Gennes (BdG) equation, we demonstrate that the persistent currents in NS loop are modulated by the phase shift 2η induced by the Andreev reflection process at NS boundaries. In the limit of low excitation $E \ll \Delta$, the persistent currents take after the Joseph-

son type formula, $I/\sin(\pi/2 - 2\eta) \propto \sqrt{\Delta}$, in contrast to the case with Josephson junction where $I/\sin \phi \propto \Delta^7$ where ϕ is the phase difference across the Josephson junction and Δ is the pair potential. Furthermore, we show that the present analysis results in the constant periodicity of superconducting unit flux quantum $\Phi_0/2$ where $\Phi_0 \equiv h/e$ for the persistent current in NS loop, regardless of the system parameters such as the circumference of the loop L , the length of the normal sector d and Δ . This result is consistent with the experiments of the Andreev interferometer.⁸

SNS junction. The quasiparticles in SNS junction can be described by the BdG equation,

$$\begin{pmatrix} H_0 - \xi & \Delta(z) \\ \Delta^*(z) & -H_0^* + \xi \end{pmatrix} \begin{pmatrix} u(z) \\ v(z) \end{pmatrix} = E \begin{pmatrix} u(z) \\ v(z) \end{pmatrix}, \quad (1)$$

where $H_0 = -(\hbar^2/2m_e)(\partial/\partial z)^2$ with the electron mass m_e , the chemical potential ξ and the pair potential $\Delta(z)$. The previous study² has introduced the wave function as $\Psi(z) = (u(z) \ v(z))^T$, where $u(z) \sim A e^{ik_0 z} (C e^{i\lambda z})$ and $v(z) \sim B e^{ik_1 z} (D e^{i\lambda z})$, describing particle (quasiparticle) and hole (quasihole) states in normal (intermediate) sector. Here a notable point is that the wave vectors of the quasiparticle and the quasihole in the previous work are set to be the same. It is, however, natural to discriminate the wave vectors like those of particles k_0 and k_1 in the normal sector in order to satisfy the current conservation condition. Therefore, we introduce different wave vectors, λ_e and λ_h , for the quasiparticles in the intermediate region of superconducting sector.

When a uniform current of quasiparticles flows with $u(z) = C e^{i\lambda_e z}$ and $v(z) = C e^{i\lambda_h z}$, the pair potential becomes $\Delta(z) = |\Delta| e^{i(\lambda_e - \lambda_h)z}$.¹ Therefore, if we consider the phase of pair potential at boundaries such as $\Delta(-d/2) = |\Delta| e^{i\chi_1}$ and $\Delta(d/2) = |\Delta| e^{i\chi_2}$, the pair potential can be represented as $\Delta(z) = |\Delta| e^{i(\lambda_e - \lambda_h)(z-d/2) + i\chi_2}$ ($z > d/2$) and $\Delta(z) = |\Delta| e^{i(\lambda_e - \lambda_h)(z+d/2) + i\chi_1}$ ($z < -d/2$). Then the wave function $\Psi(z)$ describing the particle (hole) and quasiparticle (quasihole) moving from normal metal to super-

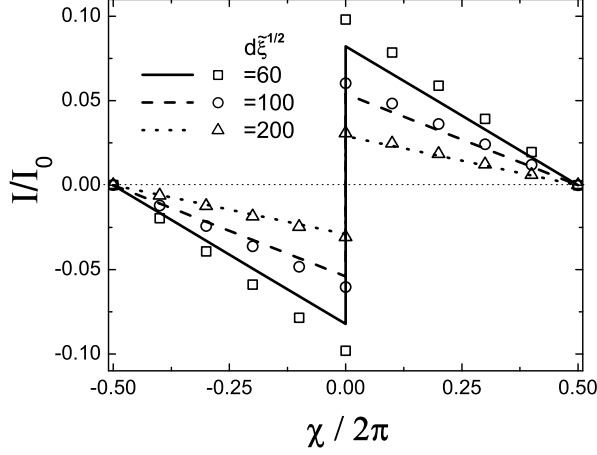


FIG. 1: The calculated currents of SNS junction for $\Delta/\xi = 0.25$, where $\tilde{\xi} \equiv 2m\xi/\hbar^2$. The solid marks denote the currents obtained from Eq. (9).

conductor for energy $E < \Delta$ is written as,²

$$\begin{pmatrix} u(z) \\ v(z) \end{pmatrix} = \begin{cases} \begin{pmatrix} Ae^{ik_0 z} \\ Be^{ik_1 z} \end{pmatrix} & (-d/2 < z < d/2) \\ \begin{pmatrix} Ce^{i\lambda_{+e}(z-d/2)+i\eta+i\chi_2/2} \\ Ce^{i\lambda_{+h}(z-d/2)-i\eta-i\chi_2/2} \end{pmatrix} & (z \gtrsim d/2) \\ \begin{pmatrix} De^{i\lambda_{-e}(z+d/2)-i\eta+i\chi_1/2} \\ De^{i\lambda_{-h}(z+d/2)+i\eta-i\chi_1/2} \end{pmatrix} & (z \lesssim -d/2), \end{cases} \quad (2)$$

where η is the phase shift due to Andreev reflection at the NS interface.^{4,5,9}

The BdG equation in Eq. (1) can be solved easily for the normal sector in which $\Delta(z) = 0$, and yields the relations for ξ and E such that

$$\xi = \frac{\hbar^2}{4m_e}(k_0^2 + k_1^2), \quad (3)$$

$$E = \frac{\hbar^2}{4m_e}(k_0^2 - k_1^2). \quad (4)$$

In the intermediate region of superconducting sector, $z \gtrsim d/2$, the BdG equation becomes $[(\hbar^2/2m_e)\lambda_{+e}^2 - \xi] + \Delta e^{-2i\eta} = E$ and $\Delta e^{2i\eta} - [(\hbar^2/2m_e)\lambda_{+h}^2 - \xi] = E$. Representing λ_{+e} and λ_{+h} such as $\lambda_{+e} = \lambda_0 + i\lambda'_0$ and $\lambda_{+h} = \lambda_1 + i\lambda'_1$, we get an expression for ξ and E ,

$$\xi = \frac{\hbar^2}{4m_e}(\lambda_0^2 + \lambda_1^2)(1 - \alpha) \quad (5)$$

$$E = \frac{\hbar^2}{4m_e}(\lambda_0^2 - \lambda_1^2)(1 + \alpha) + \Delta \cos 2\eta, \quad (6)$$

where $\alpha \equiv (m_e \Delta \sin 2\eta / \hbar^2 \lambda_0 \lambda_1)^2$, $\lambda'_0 = m_e \Delta \sin 2\eta / \hbar^2 \lambda_0$ and $\lambda'_1 = m_e \Delta \sin 2\eta / \hbar^2 \lambda_1$. For $z \lesssim -d/2$, we can also obtain the same relations with $\lambda_{-e} = \lambda_0 - i\lambda'_0$ and $\lambda_{-h} = \lambda_1 - i\lambda'_1$.

The phase matching conditions of the wave function of Eq. (2) at $z = d/2$ and $z = -d/2$ are given by $\hat{A}e^{ik_0 d/2 - i\eta - i\chi_2/2} = \hat{B}e^{ik_1 d/2 + i\eta + i\chi_2/2} =$

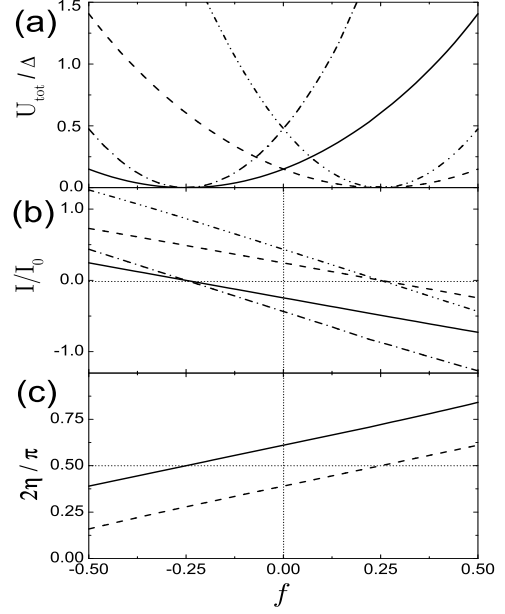


FIG. 2: (a) Excitation spectrum of the NS loop. The solid (dashed) line for $f < 0$ ($f > 0$) shows the ground state energy. (b) Persistent currents corresponding to the energy levels in (a). (c) Phase shifts at SN boundaries. The solid (dashed) line corresponds to the energy level in (a) and the persistent current in (b) represented by the solid (dashed) lines.

$\hat{C}, \hat{A}e^{-ik_0 d/2 + i\eta - i\chi_1/2} = \hat{B}e^{-ik_1 d/2 - i\eta + i\chi_1/2} = \hat{D}$, where $\hat{A}, \hat{B}, \hat{C}$ and \hat{D} represent the phase part of the coefficients, A, B, C and D , respectively. The condition for there being a solution leads to the boundary condition with $\chi \equiv \chi_1 - \chi_2$

$$(k_0 - k_1)d - 4\eta + \chi = 2\pi n, \quad (7)$$

which is the same as in the previous study.^{2,9}

The condition of current conservation at NS interface will be given by using the representation of the flux $j = -(\hbar/2im_e)[\varphi \partial \varphi^* / \partial z - \varphi^* \partial \varphi / \partial z]$. In the wave function $\Psi = (u(z) v(z))^T$ in Eq. (2), $u(z)$ is the electronlike wave function and $v(z)$ is the holelike wave function which is the complex conjugate of the electronlike wave function. The current representation for a pair of electrons thus should be obtained with the wave function $\varphi = (u(z) v^*(z))^T$ and we can get the relation

$$k_0 - k_1 = \lambda_0 - \lambda_1. \quad (8)$$

Equations (3)-(8) are enough independent relations to obtain the current $I = e\hbar(k_0 - k_1)n_e/m_e$ numerically as a function of the phase difference χ for a given density of electrons n_e as shown in Fig. 1. Using the relation $E = \Delta \cos 2\eta \approx \hbar(k_0 - k_1)v/2$ with $v = \sqrt{2\xi/m_e}$ in the previous study,² the current I can be represented as

$$I = I_0 \frac{\Delta}{\xi} \cos 2\eta \quad (9)$$

with $I_0 \equiv en_e v$. From Eqs. (7) and (9) we can calculate the currents I which are added to Fig. 1 to compare with

the present result. Note that small differences appear in the amplitude of current. The deviation is prominent only for small d . Since $(k_0 - k_1) \propto 1/d$ as can be seen from the boundary condition in Eq. (7) and thus $E \propto 1/d^2$, we can see that the difference becomes negligible for low excitations, i.e., $E \ll \Delta$.

NS loop. When a superconducting loop is threaded by an external flux, the wave functions $u(z)$ and $v(z)$ of quasiparticles contain extra factor due to gauge invariance such as $u(z) = Ce^{i(\lambda_e + 2\pi f/L)z}$ and $v(z) = Ce^{i(\lambda_h - 2\pi f/L)z}$, where $f \equiv \Phi_{\text{tot}}/\Phi_0 = eAL/\hbar$. Uniform flow of persistent current then can be described by the BdG equation with the pair potential, $\Delta(z) = \Delta e^{i(\lambda_e - \lambda_h + 4\pi f/L)z}$.¹ Here H_0 in the BdG equation in Eq. (1) becomes $H_0 = (-i\hbar\partial/\partial z - eA/c)^2/2m_e$ with the vector potential $A = \Phi_{\text{tot}}/L$ for the circumference of the loop L .

For the NS loop, the wave function Ψ of the electrons and the holes in normal sector ($0 < z < d$) and the quasiparticles in the intermediate region of superconducting sector ($d \lesssim z$ and $z \lesssim L$) is given by

$$\begin{pmatrix} u(z) \\ v(z) \end{pmatrix} = \begin{cases} \begin{pmatrix} Ae^{i(k_0 + \frac{2\pi}{L}f)z} \\ Be^{i(k_1 - \frac{2\pi}{L}f)z} \end{pmatrix} & (0 < z < d) \\ \begin{pmatrix} Ce^{i(\lambda_e + \frac{2\pi}{L}f)z + i\eta} \\ Ce^{i(\lambda_h - \frac{2\pi}{L}f)z - i\eta} \end{pmatrix} & (z \gtrsim d) \\ \begin{pmatrix} De^{i(\lambda_e - \frac{2\pi}{L}f)z - i\eta} \\ De^{i(\lambda_h - \frac{2\pi}{L}f)z + i\eta} \end{pmatrix} & (z \lesssim L). \end{cases} \quad (10)$$

This wave function is similar to that in Eq. (2) except the gauge factor which is shown in the above wave functions, $u(z) = Ce^{i(\lambda_e + 2\pi f/L)z}$ and $v(z) = Ce^{i(\lambda_h - 2\pi f/L)z}$.

The BdG equation for this wave function results in the same solutions as Eqs. (3) and (4) for the normal sector and as Eqs. (5) and (6) for the intermediate region of superconducting sector using the pair potential $\Delta(z) = \Delta e^{i(\lambda_e - \lambda_h + 4\pi f/L)z}$ ($z \gtrsim d$) and $\Delta(z) = \Delta e^{i(\lambda_e - \lambda_h + 4\pi f/L)z}$ ($z \lesssim L$). Similarly, the phase matching conditions at $z = d$ and $z = L$ for the wave function in Eq. (10) are given by $\hat{A}e^{ik_0 d - i\lambda_0 d - i\eta} = \hat{B}e^{ik_1 d - i\lambda_1 d + i\eta} = \hat{C}$, $\hat{A}e^{-i(\lambda_0 + 2\pi f/L)L + i\eta} = \hat{B}e^{-i(\lambda_1 - 2\pi f/L)L - i\eta} = \hat{D}$, which results in the boundary condition

$$\left(k_0 - k_1 + \frac{2\pi}{L}2f\right)d + \left(\lambda_0 - \lambda_1 + \frac{2\pi}{L}2f\right)(L - d) - 4\eta = 2\pi n. \quad (11)$$

Using the representation of the flux $j = -(1/2m)[\varphi(-i\hbar\partial/\partial z - eA/c)\varphi^* - \varphi^*(-i\hbar\partial/\partial z - eA/c)\varphi]$, we can get the current conservation condition at NS interface which is the same as Eq. (8).

When we calculate the current through the SNS junction, we have set the average energy ξ of the particle and the hole in Eq. (3) equal to the chemical potential. But, in the NS loop, ξ in Eq. (3) need not be the constant chemical potential. For example, we consider a simple normal loop with a threading flux. The average energy

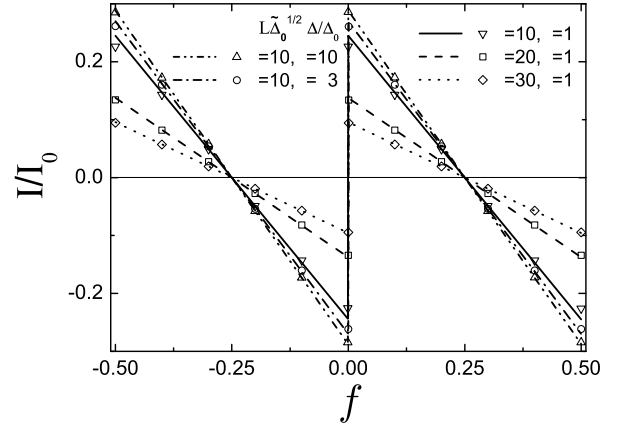


FIG. 3: Ground state persistent currents, which correspond to solid (dashed) line for $f < 0$ ($f > 0$) in Fig. 2(b). The scattered marks are given by the current relation in Eq. (13). Inset shows the constant C_0 converges to about 0.707.

of two particles ξ at Fermi level is different from the chemical potential μ such that $\xi = (1/2)(\hbar^2/2m_e)((k_F - 2\pi f/L)^2 + (k_F + 2\pi f/L)^2) \neq (\hbar^2/2m_e)k_F^2 = \mu$. Thus, for NS loop, ξ cannot be set as a constant chemical potential but should be a dynamic variable to be determined.

Since an extra variable ξ is introduced, we need one more independent relation. That is given by the requirement of free energy minimum.¹⁰ Since the intermediate region of superconducting sector is so thin that we neglect the energy of this region in the free energy expression and consider only the energy of Cooper pairs. In superconducting sector, the Cooper pairs carry the persistent current corresponding to the Cooper pair wave vector $2q \equiv \lambda_0 - \lambda_1$ and the energy of a Cooper pair can be written as $(\hbar^2/2m_c)(2q)^2$ with $m_c = 2m_e$. Therefore the total free energy per particle can be written as $U_{\text{tot}} = (1/2)(\hbar^2/2m_e)(k_0^2 + k_1^2)(d/L) + (1/2)(\hbar^2/2m_c)(\lambda_0 - \lambda_1)^2(1 - d/L) - U_0$, where the constant U_0 is the minimum total energy. Using Eqs. (3) and (5), the total free energy can be represented in λ_0 and λ_1 . From the condition $dU_{\text{tot}}/d\eta = 0$, we obtained the equation,

$$\begin{aligned} & \left[(\lambda_0 + \lambda_1) + (\lambda_0 - \lambda_1) \frac{L}{d} + \frac{(2m_e \Delta \sin 2\eta)^2}{2\lambda_0^3 \hbar^4} \right] \frac{d\lambda_0}{d\eta} \\ & + \left[(\lambda_0 + \lambda_1) - (\lambda_0 - \lambda_1) \frac{L}{d} + \frac{(2m_e \Delta \sin 2\eta)^2}{2\lambda_1^3 \hbar^4} \right] \frac{d\lambda_1}{d\eta} \\ & = \frac{\lambda_0^2 + \lambda_1^2}{2\lambda_0^2 \lambda_1^2} \left(\frac{2m_e \Delta}{\hbar^2} \right)^2 \sin 4\eta. \end{aligned} \quad (12)$$

Here $d\lambda_0/d\eta$ and $d\lambda_1/d\eta$ can be obtained by differentiating Eqs. (3)-(8) such that $d\lambda_0/d\eta = (1/\mathcal{D})[\mathcal{F} + 8\lambda_1(\alpha k_0 + k_1)/L + 4\lambda_0 \Gamma \sin 2\eta/L]$ and $d\lambda_1/d\eta = (1/\mathcal{D})[\mathcal{F} + 8\lambda_0(\alpha k_0 + k_1)/L - 4\lambda_1 \Gamma \sin 2\eta/L]$, where $\mathcal{F} \equiv 2\lambda_0 \lambda_1 \Gamma \cos 2\eta - 2\tilde{\Delta}(k_0 + k_1) \sin 2\eta - 8k_0 k_1/L$ and $\mathcal{D} \equiv -2(\lambda_0 - \lambda_1)(\alpha k_0 + k_1) + (\lambda_0 + \lambda_1) \Gamma \sin 2\eta$ with $\Gamma \equiv (k_0 \lambda_0^2 - k_1 \lambda_1^2) \tilde{\Delta}^2 \sin 2\eta / 2\lambda_0^3 \lambda_1^3$ and $\tilde{\Delta} \equiv 2m_e \Delta / \hbar^2$.

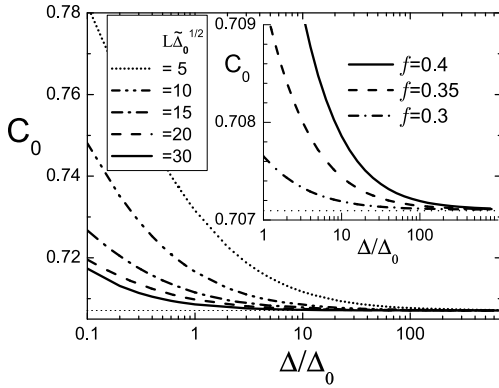


FIG. 4: Constant C_0 in Eq. (13) as a function of the superconducting gap for various loop sizes when $f=0.45$. Inset shows the constant C_0 for various values of f when $L\tilde{\Delta}_0^{1/2} = 10$. Both figures show C_0 converges to about 0.7071. Note the log scale of the horizontal axis.

Solving the coupled equations (3)-(6), (8), (11) and (12) numerically, we obtain the energy levels corresponding to the two solutions of the BdG equation which are degenerate at $f = \pm 0.25$ and the persistent currents as a function of external flux f as shown in Fig. 2(a) and (b). The persistent current, $I \equiv n_c 2e\hbar 2q/m_c$, can be written by $I = I_0 2q/\sqrt{\tilde{\Delta}_0}$, where $2q = k_0 - k_1$, $I_0 \equiv n_c 2e\hbar\sqrt{\tilde{\Delta}_0}/m_c$ and $\tilde{\Delta}_0 \equiv 2m_e\Delta_0/\hbar^2$ is a gap potential chosen arbitrary. In Fig. 2(c) we show the phase shift 2η for the lower level in (a). For a given value of f , we can see several persistent currents flowing clockwise and counterclockwise, of which the persistent current at ground state corresponds to the solid line for $f < 0$ and the dashed line for $f > 0$ in Fig. 2(b).

In Fig. 3 the persistent current at ground state are plotted for several values of L and Δ , which shows that the periodicity in threading flux is fixed at the superconducting unit flux quantum $\Phi_0/2$ whereas the amplitude varies with L and Δ . This result is slightly different from the previous studies where the periodicity $\Phi_0/2$ can be seen just in the infinite limit of superconducting sector.^{4,5} In fact, in the experiments of the Andreev

interferometer,⁸ the oscillation period is exactly the superconducting unit flux quantum regardless of the system parameters, which is consistent with present results.

We can introduce a new current-phase relation different from the well-known relation for the Josephson junction by fitting the persistent current of this work to a simple formula such that

$$I = C_0 I_0 \sqrt{\frac{\Delta}{\Delta_0}} \sin(\pi/2 - 2\eta(L, \Delta, f)), \quad (13)$$

where C_0 is a constant. The persistent currents expressed by the formula of Eq. (13) are indicated by various marks in Fig. 3. One can see that the fitting of formula (13) to the data by numerical calculation works very well especially when $1/L\sqrt{\tilde{\Delta}_0} \ll \Delta/\Delta_0$, in other words, for low energy excitation, $E \ll \Delta$, since $E \propto 1/L^2$. By comparing the numerical results with the relation in Eq. (13) we show that the values of C_0 converge such that $C_0 \approx 0.7071 \approx 1/\sqrt{2}$ in the limit $E \ll \Delta$ as shown in Fig. 4.

The main difference in the current relation between the NS junction and the Josephson tunnel junction is the dependence on gap function; $I/\sin(\pi/2 - 2\eta) \propto \sqrt{\Delta}$ for NS junction while $I/\sin \phi \propto \Delta$ for Josephson tunnel junctions.⁷ The dependence on Δ also can be seen for the current of SNS junction in Eq. (9). But, for the SNS junction case, the average energy of the pair of particles ξ is fixed at the value of the chemical potential while it is a dynamical variable for the NS loop. The $\sqrt{\Delta}$ dependence of the current in Eq. (13) can be obtained at the free energy minimum where the dynamical variable is determined.

In summary, we study the persistent currents of the NS loop. The persistent currents are determined by the Andreev reflection phase shift 2η . In the limit $E \ll \Delta$, we derive a new current-phase relation which has the $\sqrt{\Delta}$ dependence on the gap potential. The periodicity of persistent current is always the superconducting unit flux quantum $\Phi_0/2$ regardless of system parameters.

This work was supported by Korea Research Foundation Grant No. KRF-2003-070-C00020.

¹ P. G. de Gennes, *Superconductivity of Metals and Alloys* (Benjamin, New York, 1966).

² I. O. Kulik, Zh. Eksp. Teor. Fiz. **57**, 1745 (1969) [Sov. Phys. JETP **30**, 944 (1970)].

³ G. E. Blonder, M. Tinkham, and T. M. Klapwijk, Phys. Rev. B **25**, 4515 (1982).

⁴ M. Büttiker and T. M. Klapwijk, Phys. Rev. B **33**, 5114 (1986).

⁵ J. Cayssol, T. Kontos, and G. Montambaux, Phys. Rev. B **67**, 184508 (2003).

⁶ A. F. Andreev, Zh. Eksp. Teor. Fiz. **46**, 1823 (1964) [Sov. Phys. JETP **19**, 1228 (1964)]; **49**, 655 (1965) [**22**, 455 (1966)].

⁷ M. Tinkham, *Introduction to Superconductivity* (McGraw-Hill, New York, 1996).

⁸ B. Reulet, A. A. Kozhevnikov, D. E. Prober, W. Belzig, and Yu. V. Nazarov, Phys. Rev. Lett. **90**, 066601 (2003); P. Charlat, H. Courtois, Ph. Gandit, D. Mailly, A. F. Volkov, and B. Pannetier, *ibid.* **77**, 4950 (1996); H. Pothier, S. Guéron, D. Esteve, and M. H. Devoret, *ibid.* **73**, 2488 (1994).

⁹ In Ref. [2], this phase shift can be defined as $\eta \equiv \phi/2$.

¹⁰ M. D. Kim, D. Shin, and J. Hong, Phys. Rev. B **68**, 134513 (2003).